


Vermeer®

554/555 XL Baler



Parts Manual

PMAU00-1
SERIAL NO. 101-
ORDER NO. 105400S73

INTRODUCTION

HOW TO USE THE MANUAL

This manual contains illustrations and parts lists of components and assemblies which make up the machine. Each page consists of the name of the assembly or component, a figure number, reference numbers, part numbers, part names, and the quantities of the parts used.

Assembly or component name helps identify the illustration and parts list for each figure. This name also helps locate the general area of the machine where the assembly or component can be located.

Figure numbers are used to identify each assembly or component and to group these assemblies or components into major categories.

Reference numbers shown in a column refers to the numbered parts in the illustration. This ties the part in the illustration to the part number and description in the parts list.

EN-OM-0222-AP92

Part numbers are used to identify individual parts or part assemblies.

Part descriptions provide the name of the part, plus additional information such as dimensional specifications and what parts are grouped together to form part assemblies, which helps you identify the part(s).

Quantities listed for each figure are only for that assembly or component and not the total used per machine.

Parts are listed by part number in numerical order in the back portion of the manual. After each part number is a list of references where the part is used in the manual.

This parts manual is not intended to be a complete guide for machine service or repairs. Contact your Vermeer dealer for any of your service or technical requirements.

ORDERING PARTS

Parts for repair or replacement are available through our network of authorized dealers located throughout the world.

Use only authorized Vermeer parts for repair or replacement. Always give the serial number

EN-OM-0223-AP92

and model number of the machine for which parts are being ordered. When ordering parts for component(s), which are not manufactured by Vermeer Manufacturing, also give the serial number of that component(s). Order all parts by part number, part name, and quantity needed.

UPDATING AND REORDERING MANUALS

The parts lists, illustrations, and specifications in this manual are based on the latest information available at time of publication. Your machine may have product improvements and options not yet contained in this manual.

Vermeer Manufacturing Company reserves the right to make changes at any time without notice or obligation to you.

EN-OM-0224-AP92

Your dealer will receive notice of these changes and can assist you with accurate parts identification when ordering.

A copy of this manual is supplied with each machine. Additional copies are available through your dealer. When ordering additional manuals, use the reorder number listed on the front cover and the quantity needed.

PARTS LIST TABLE OF CONTENTS**BASIC BALER FEATURES - SECTION 1**

BELT TIGHTENER/IDLER ROLLER ASSEMBLY (FIG. 1-7)	PAGE 1-13, 1-14
CHAINS/TIGHTENERS ASSEMBLY (FIG. 1-10)	PAGE 1-19, 1-20
CYLINDER COMPONENTS-1 1/2" X 3" (FIG. 1-32)	PAGE 1-52
CYLINDER COMPONENTS-2" X 15" (FIG. 1-27)	PAGE 1-46
CYLINDER COMPONENTS-2" X 22" (FIG. 1-26)	PAGE 1-45
DECAL ASSEMBLY (FIG. 1-1)	PAGE 1-1, 1-2
DRIVE SPROCKET/PTO DRIVELINE ASSEMBLY (FIG. 1-9)	PAGE 1-17, 1-18
DRIVELINE COMPONENTS - 540 RPM CUTOUT/OVERRUNNING CLUTCH (FIG. 1-28)	PAGE 1-47, 1-48
DRUM ROLLER COMPONENTS - 554XL WIDE PICKUP (FIG. 1-31)	PAGE 1-51
DRUM ROLLER COMPONENTS (FIG. 1-22)	PAGE 1-38
ELECTRICAL COMPONENTS (FIG. 1-24)	PAGE 1-41, 1-42
FRONT FRAME ASSEMBLY (FIG. 1-2)	PAGE 1-3, 1-4
GEARBOX COMPONENTS (FIG. 1-23)	PAGE 1-39, 1-40
HAYSAVER WHEEL ASSEMBLY (FIG. 1-16)	PAGE 1-31, 1-32
HUB AND SPINDLE COMPONENTS (FIG. 1-17)	PAGE 1-33
HYDRAULIC VALVE COMPONENTS (FIG. 1-30)	PAGE 1-50
HYDRAULICS ASSEMBLY (FIG. 1-14)	PAGE 1-27, 1-28
INDICATOR ASSEMBLY (FIG. 1-13)	PAGE 1-25, 1-26
LONG IDLER ROLLER COMPONENTS-3 1/2" DIA. (FIG. 1-20)	PAGE 1-36
LONG IDLER ROLLER COMPONENTS-4 1/2" DIA. (FIG. 1-21)	PAGE 1-37
OVERRUNNING CLUTCH COMPONENTS (FIG. 1-29)	PAGE 1-49
PICKUP ASSEMBLY (FIG. 1-4)	PAGE 1-7, 1-8
PICKUP LIFT ASSEMBLY (FIG. 1-6)	PAGE 1-11, 1-12
SHIELDS ASSEMBLY (FIG. 1-5)	PAGE 1-9, 1-10
SHORT IDLER ROLLER COMPONENTS (FIG. 1-19)	PAGE 1-35
STARTING AND DRIVE ROLLERS ASSEMBLY (FIG. 1-8)	PAGE 1-15, 1-16
TAILGATE ASSEMBLY (FIG. 1-3)	PAGE 1-5, 1-6
TAILLIGHTS/WIRE HARNESS ASSEMBLY (FIG. 1-15)	PAGE 1-29, 1-30
TIRE AND WHEEL ASSEMBLY (FIG. 1-18)	PAGE 1-34
TWINE ROUTING ASSEMBLY (FIG. 1-11)	PAGE 1-21, 1-22
TWINE TIE ASSEMBLY (FIG. 1-12)	PAGE 1-23, 1-24
VERMEER LUBES ETC. (FIG. 1-25)	PAGE 1-43, 1-44

BALE RAMP FEATURE - SECTION 2

BALE RAMP ASSEMBLY (FIG. 2-1)	PAGE 2-1
---	----------

SILAGE FEATURE - SECTION 3

OPTIONAL SILAGE KNIFE ASSEMBLY (FIG. 3-3)	PAGE 3-3
SILAGE KNIFE/HARDENED ROLLER ASSEMBLY W/NETWRAP (FIG. 3-2)	PAGE 3-2
SILAGE KNIFE/HARDENED ROLLER ASSEMBLY W/O NETWRAP (FIG. 3-1)	PAGE 3-1

TWINE TIE AND BALER CONTROLS - SECTION 4

ACCU-BALE ASSEMBLY (FIG. 4-2)	PAGE 4-3 - 4-6
ACCU-TIE ASSEMBLY (FIG. 4-3)	PAGE 4-7, 4-8
MANUAL ELECTRIC TWINE TIE ASSEMBLY (FIG. 4-1)	PAGE 4-1, 4-2
TWINE SPEED SENSOR ASSEMBLY-LEFT (FIG. 4-4)	PAGE 4-9
TWINE SPEED SENSOR ASSEMBLY-RIGHT (FIG. 4-5)	PAGE 4-10

HAY BUILD UP REDUCER FEATURE - SECTION 5

HAY DEFLECTOR ASSEMBLY (FIG. 5-1)	PAGE 5-1
---	----------

NETWRAP FEATURE - SECTION 6

ACTUATOR AND REED SWITCHES ASSEMBLY (FIG. 6-5)	PAGE 6-9, 6-10
IDLER ROLLER COMPONENTS (FIG. 6-6)	PAGE 6-11

PARTS LIST TABLE OF CONTENTS (CONT.)

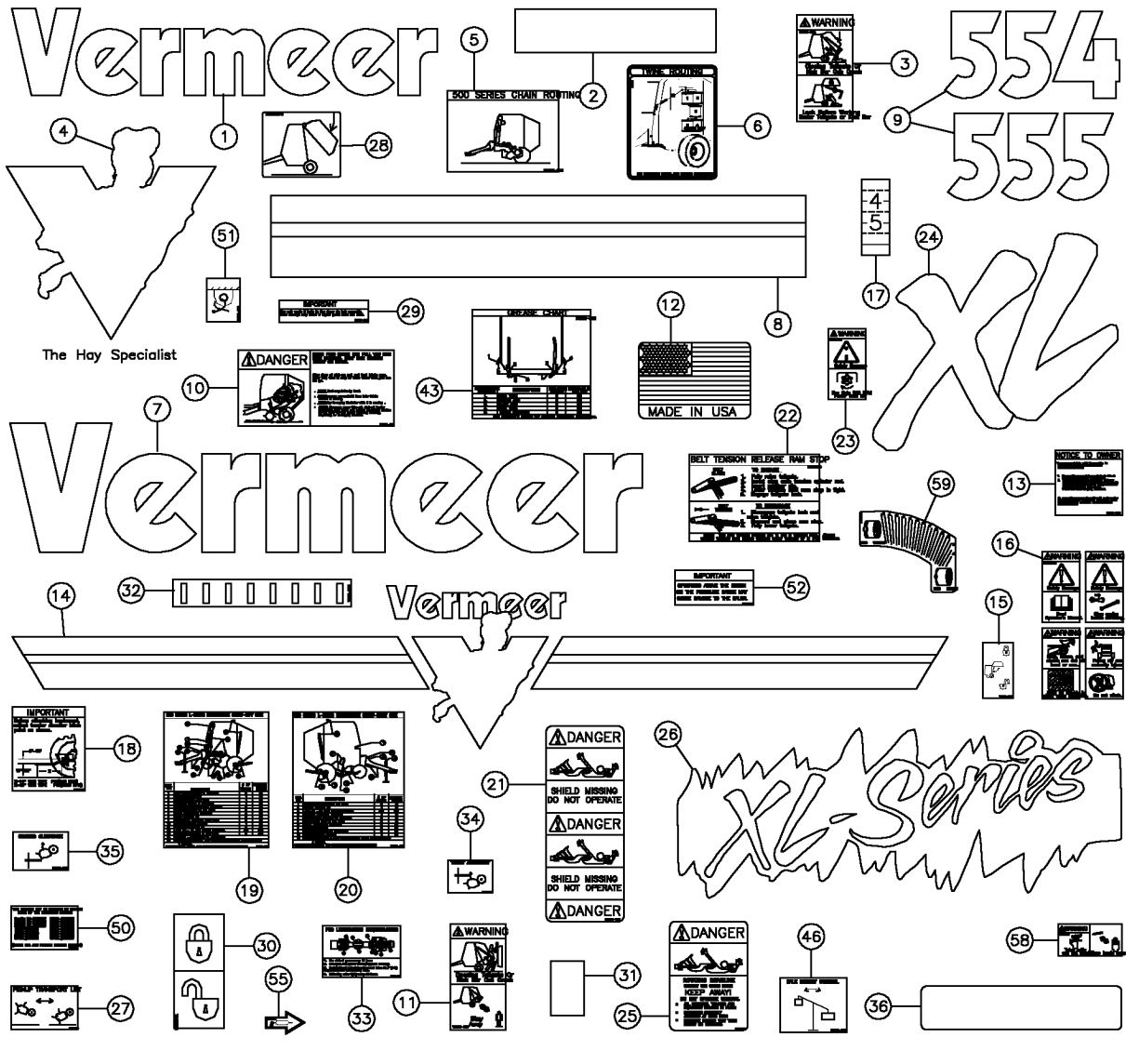
NETWRAP FEATURE - SECTION 6 (CONT.)

LEFT SIDE AND LOWER FRAME ROLLERS ASSEMBLY (FIG. 6-3)	PAGE 6-5, 6-6
NET ROLL BRAKE AND SHIELDS ASSEMBLY (FIG. 6-2)	PAGE 6-3, 6-4
RIGHT SIDE ROLLERS ASSEMBLY (FIG. 6-4)	PAGE 6-7, 6-8
SIDE PANELS ASSEMBLY (FIG. 6-1)	PAGE 6-1, 6-2

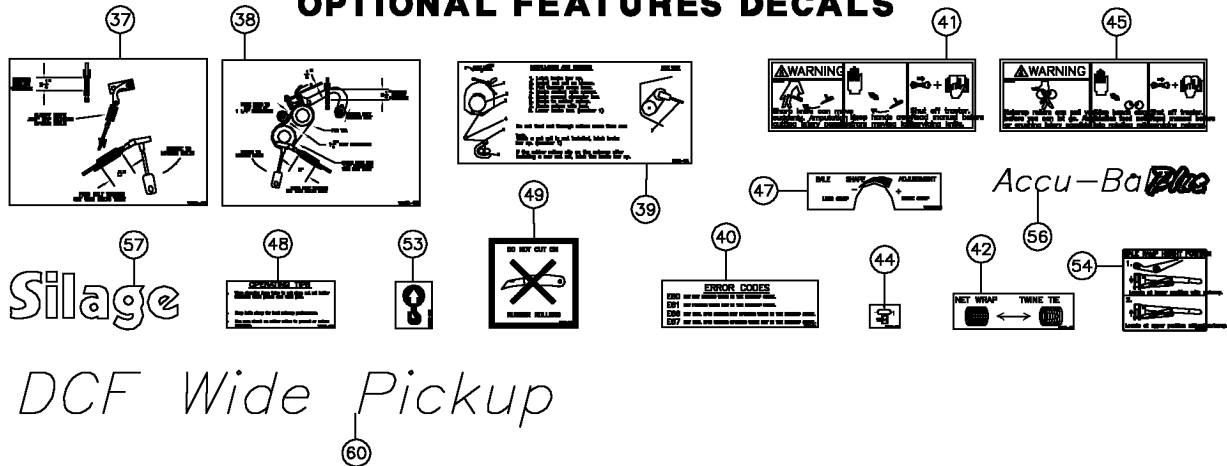
THIS PAGE INTENTIONALLY LEFT BLANK

DECAL ASSEMBLY

Figure 1-1



OPTIONAL FEATURES DECALS



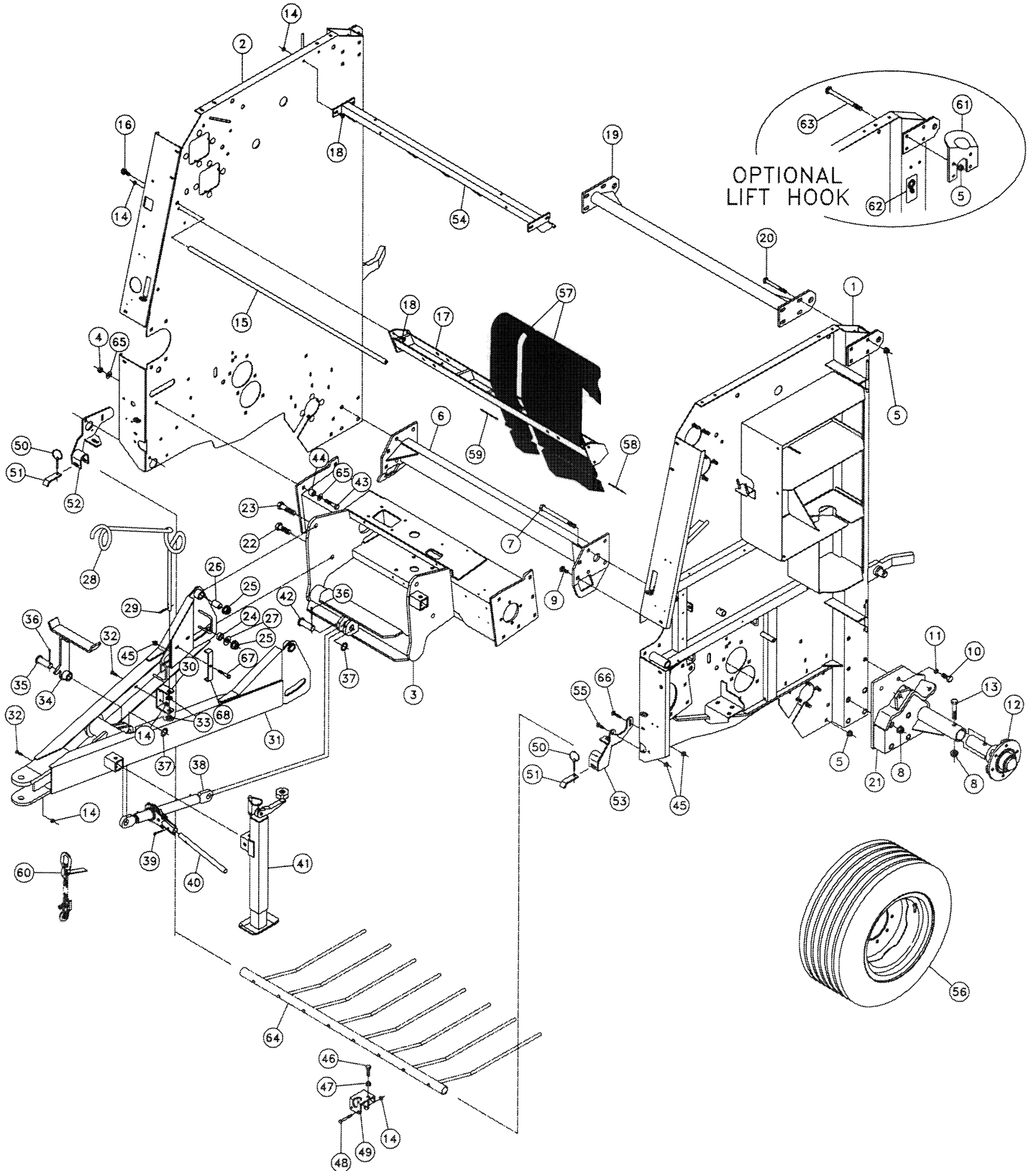
DECAL ASSEMBLY

Figure 1-1

REF. NO.	PART NO.	DESCRIPTION	QTY.		SERIAL NO.		REMARKS
			554	555	554	555	
1-1	1	2326-608	DECAL-VERMEER 4"	1	1		
1-1	2	7000B-068	DECAL-RED REFLECTOR	2	2		
1-1	3	7000B-218	DECAL-WARNING TAILGATE/KICK CLOSE	2	2		
1-1	4	7000B-481	DECAL-LOGO W/HAY SPECIALIST	2	2		
1-1	5	7000B-212	DECAL-CHAIN ROUTING 500 SERIES	1	1		
1-1	6	7000B-676	DECAL-TWINE ROUTING XL	2	2		
1-1	7	70000-803	DECAL-VERMEER 8 1/2	2	2		
1-1	8	70000-776	DECAL-4" VERMEER STRIPE (SPECIFY LENGTH)	A/R	A/R		
1-1	9	7000B-478	DECAL-554 (4" TALL)	2	-		
		7000B-477	DECAL-555 (4" TALL)	-	2		
		70000-447	DECAL-DANGER/BALER FEED	2	2		
1-1	11	7000B-189	DECAL-WARNING/TAILGATE/KICK OPEN	1	1		
1-1	12	70000-434	DECAL-MADE IN USA	1	1		
1-1	13	2326-940	DECAL-NOTICE TO OWNERS	1	1		
1-1	14	70000-802	DECAL-LOGO/STRIPE	1	1		
1-1	15	700IA-358	DECAL-TAILGATE LOCK	1	1		
1-1	16	7000B-824	DECAL-WARNING	1	1		
1-1	17	7000B-283	DECAL-INDICATOR MARKERS	1	1		
1-1	18	70000-253	DECAL-DRAWBAR HITCH POINT	1	1		
1-1	19	7000A-834	DECAL-MAINTENANCE CHART-LH	1	1		
1-1	20	7000A-832	DECAL-MAINTENANCE CHART-RH	1	1		
1-1	21	70000-108	DECAL-DANGER (AT)	1	1		
1-1	22	7000B-486	DECAL-BELT TEN. REL. INST.	1	1		
1-1	23	7000B-192	DECAL-USE 540 PTO	1	1		
1-1	24	7000B-475	DECAL-XL (SMALL)	2	2		
1-1	25	2326-902	DECAL-PTO ROTATING DRIVE LINE	1	1		
1-1	26	7000B-473	DECAL-XL SERIES	1	1		
1-1	27	700IB-484	DECAL-PICKUP TRANSPORT LIFT	1	1		
1-1	28	700IB-579	DECAL-TAILGATE INDICATOR	1	1		
1-1	29	70000-404	DECAL-IMPORTANT	1	1		
1-1	30	700IB-576	DECAL-TAILGATE LATCH INDICATOR	1	1		
1-1	31	700IB-485	DECAL-CLEAR LEXAN GUARD (1.5X2.5)	2	2		
1-1	32	700IA-545	DECAL-INDICATOR	3	3		
1-1	33	70000-838	DECAL-PTO LUBRICATION	1	1		
1-1	34	70000-835	DECAL-THROAT ADJUSTMENT	2	2		
1-1	35	70000-842	DECAL-GROUND CLEARANCE	2	2		
1-1	36	7000B-069	DECAL-AMBER REFLECTOR	1	1		
1-1	37	7000A-455	DECAL-BELT TENSION	1	1		
1-1	38	7000A-454	DECAL-IDLER ADJUSTMENT	1	1		
1-1	39	7000A-172	DECAL-INSTALL & ROUTE (AT)	1	1		
1-1	40	7000A-171	DECAL-ERROR-CODES (AT)	1	1		
1-1	41	7000B-503	DECAL-WARNING-SHARP KNIVES	1	1		
1-1	42	7000A-418	DECAL-NET/TWINE SWITCH (AT)	1	1		
1-1	43	7000B-312	DECAL-TWINE TIE LUBE CHART 4'	1	-		
		7000B-311	DECAL-TWINE TIE LUBE CHART 5'	-	1		
1-1	44	7000A-457	DECAL-1 SHOTS PER 10 HRS.(AG)	1	1		
1-1	45	7000B-502	DECAL-WARNING-PINCH ROLLERS	1	1		
1-1	46	70000-844	DECAL-BALE DENSITY CONTROL	2	2		
1-1	47	7000B-701	DECAL-BALE SHAPE ADJUSTMENT	2	2		
1-1	48	7000A-460	DECAL-OPERATING TIPS (AG)	1	1		
1-1	49	7000A-173	DECAL-WARNING (AT)	1	1		
1-1	50	7000B-120	DECAL - PATENT	1	1		
1-1	51	7000I-834	DECAL-TIE DOWN POINT	3	3		
1-1	52	7000A-759	DECAL-PRESSURE GAUGE	1	1		
1-1	53	70000-445	DECAL-LIFT POINT	2	2		
1-1	54	7000B-655	DECAL-BALE RAMP POSITION	1	1		
1-1	55	700IB-578	DECAL-GREASE ZERK ARROW	10	10		
1-1	56	7000B-675	DECAL-ACCU-BALE PLUS	3	3		
1-1	57	70000-313	DECAL-MODEL SILAGE	2	2		
1-1	58	7000B-749	DECAL-WARNING	2	2		
1-1	59	7000B-756	DECAL-END WRAP	1	1		
1-1	60	7000C-213	DECAL-DCF WIDE PICKUP	2	2		
		84530-197	DECAL ASS'Y-554 XL (INC. REF. 1-59)				
		84530-198	DECAL ASS'Y-555 XL (INC. REF. 1-59)				

FRONT FRAME ASSEMBLY

Figure 1-2



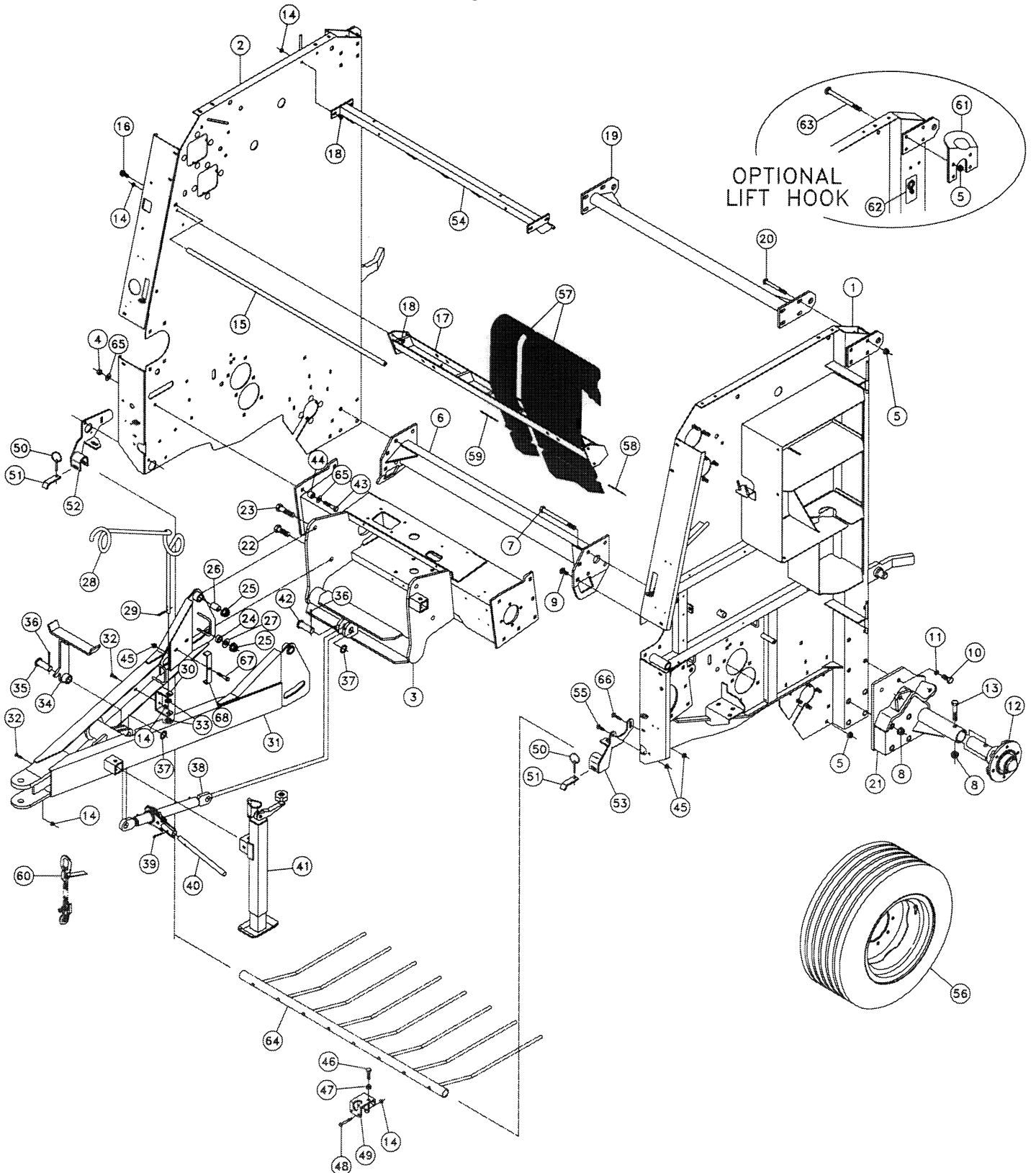
FRONT FRAME ASSEMBLY

Figure 1-2

REF. NO.	PART NO.	DESCRIPTION	QTY.		SERIAL NO.		REMARKS
			554	555	554	555	
1-2 1	509552-001	PANEL-MAIN SIDE LH	1	1	101-169	101-139	
	509739-001	PANEL-MAIN SIDE LH	1	1	170-999	140-999	
	510500-091	PANEL-MAIN SIDE LH	1	1	1000&UP	1000&UP	
1-2 2	509551-001	PANEL-MAIN SIDE RH	1	1	101-169	101-139	
	509740-001	PANEL-MAIN SIDE RH	1	1	170-999	140-999	
	510500-078	PANEL-MAIN SIDE RH	1	1	1000&UP	1000&UP	
1-2 3	121173-001	TONGUE BEAM-4 FT.	1	-			
	510500-819	TONGUE BEAM-5 FT.	-	1			
1-2 4	510316-511	NUT-TLHEX-.50-20-C-YZ	12	12			
1-2 5	510352-501	NUT-SMFLGCTRLOCK-.50-13-G-YZ	12	12			
1-2 6	126500-001	TUBE-4 FT. AXLE	1	-			
	126501-001	TUBE-5 FT. AXLE	-	1			
1-2 7	510306-074	SCREW-HCS-.63-11X7.50-GR5-YZ	8	8			
1-2 8	510352-513	NUT-SMFLGTL-.63-11-G-YZ	10	10			
1-2 9	510310-110	BOLT-CARG-.50-13X1.00-GR5-YZ	4	4			
1-2 10	510306-014	SCREW-HCS-.63-11X1.50-GR5-YZ	4	4			
1-2 11	510335-715	WASHER-LOCK-.63-.65X1.08-.16-YZ	4	4			
1-2 12	131759-001	HUB & SPINDLE ASSEMBLY (BREAK-DOWN FIG. 1-17)	2	2			
	510306-034	SCREW-HCS-.63-11X3.50-GR5-YZ	2	2			
1-2 14	510352-507	NUT-SMFLGTL-.31-18-G-YZ	14	14			
1-2 15	29064-001	ROD-STABILIZER 4 FT.	1	-			
	28546-001	ROD-STABILIZER 5 FT.	-	1			
1-2 16	510343-210	SCREW-FLGWZ-.50-13X1.00-GR5-YZ-HWH	2	2			
1-2 17	107154-001	BELT GUIDE-4 FT.	1	-			
	107157-001	BELT GUIDE-5 FT.	-	1			
1-2 18	510308-106	BOLT-CARG-.31-18X.75-GR5-YZ	8	8			
1-2 19	509331-001	BRACE-UPPER CROSS 4 FT.	1	-			
	508152-001	BRACE-UPPER CROSS 5 FT.	-	1			
1-2 20	510310-144	BOLT-CARG-.50-13X4.50-GR5-YZ	8	8			
1-2 21	509781-001	AXLE TUBE-LH	1	1			
	509782-001	AXLE TUBE-RH	1	1			
1-2 22	510307-022	SCREW-HCS-.75-10X2.25-GR5-YZ	2	2			
1-2 23	510307-034	SCREW-HCS-.75-10X3.50-GR5-YZ	2	2			
1-2 24	1088-045	TUBE-1 1/4"ODX13/16"ID-9/16"	2	2			
1-2 25	510352-511	NUT-SMFLGTL-.75-10-G-YZ	4	4			
1-2 26	1078-011	TUBE-1"ODX12 GA.-1 1/2"	2	2			
1-2 27	510337-617	WASHER-FLATSTD-.75-.81X2.00-.15-YZ	2	2			
1-2 28	131788-001	HOLDER-HOSE	1	1			
1-2 29	510338-847	PIN-3/16" X 1 1/4' COTTER-YZ	2	2			
1-2 30	131779-001	MOUNT-HOSE HOLDER	1	1			
1-2 31	505930-001	TONGUE	1	1			
1-2 32	510301-010	SCREW-HCS-.31-18X1.00-GR5-YZ	3	3			
1-2 33	510336-699	WASHER-MCHBSHG-.63-.66X1.13-14G-YZ	2	2			
1-2 34	501134-001	HOLDER-PTO	1	1			
1-2 35	510379-809	CYL. PIN-1X3 1/4-YZ	1	1			
1-2 36	510338-823	COTTER PIN-3/16" X 1 3/4" -YZ	2	2			
1-2 37	510336-665	WASHER-MCHBSHG-1.00-1.03X1.50-14G-YZ	2	2			
1-2 38	501494-001	RATCHET JACK (INC. REF. 40)	1	1			
1-2 39	510338-817	COTTER PIN-5/32" X 1 1/2"-YZ	1	1			
1-2 40	1796-003	HANDLE-RATCHET JACK	1	1			
1-2 41	507504-001	JACK - SQ TUBE SQ MOUNT 5000LB	1	1			
1-2 42	510379-813	CYLINDER PIN-1X2 USEABLE LENGTH-YZ	1	1			
1-2 43	279269-001	BOLT-1/2-20X2 1/2 HCS-GR8-YZ	12	12			
1-2 44	510500-488	TUBE-TONGUE BEAM SPACER	12	12			
1-2 45	510352-503	NUT-SMFLGTL-.38-16-G-YZ	5	5			
1-2 46	510304-016	SCREW-HCS-.50-13X1.75-GR5-YZ	1	1			
1-2 47	510317-301	NUT-HEX-.50-13-GR2-YZ	1	1			
1-2 48	510301-024	SCREW-HCS-.31-18X2.50-GR5-YZ	2	2			
1-2 49	114589-001	STOP-WINDGUARD	1	1			
1-2 50	1797-003	PIN-QUICK ATTACHMENT 1/4"	2	2			

FRONT FRAME ASSEMBLY (CONT.)

Figure 1-2



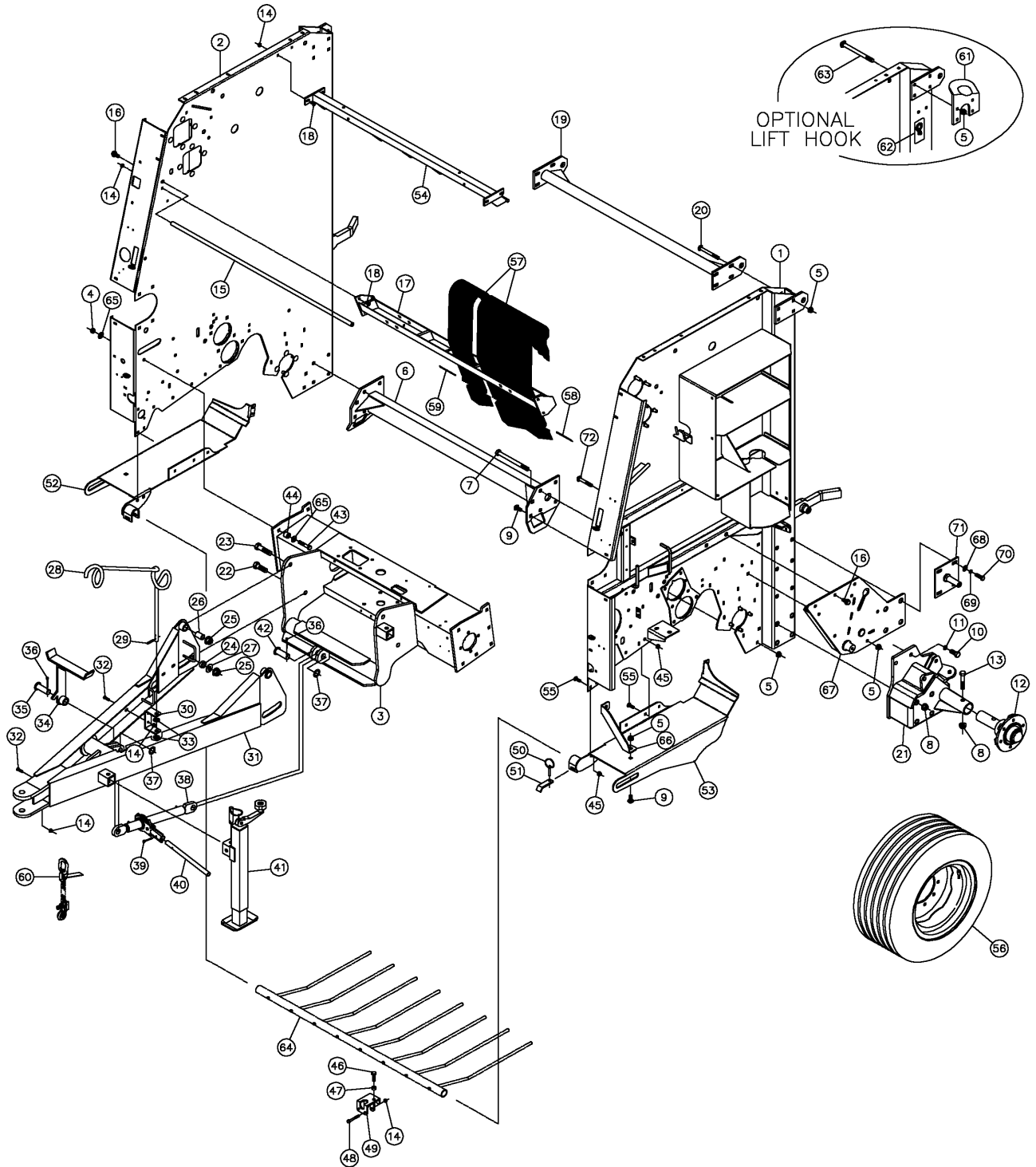
FRONT FRAME ASSEMBLY (CONT.)

Figure 1-2

REF. NO.	PART NO.	DESCRIPTION	QTY.		SERIAL NO.		REMARKS
			554	555	554	555	
1-2	51	86797-001	2	2			
1-2	52	505992-001	1	1	101-169	101-139	
		509744-001	1	1	170-999	140-999	
		510500-811	1	1	1000&UP	1000&UP	
1-2	53	505991-001	1	1	101-169	101-139	
		509743-001	1	1	170 & UP	140 & UP	
1-2	54	508176-001	1	-			
		508177-001	-	1			
1-2	55	510308-110	2	2			
1-2	56	109521-001	2	2			
		(BREAKDOWN FIG. 1-17)					
1-2	57	509545-001					
		BELT SET-GOODYEAR MONO 450" (INC. FOUR BELTS)	1	-			
		507531-005	2	-			
		507535-005	2	-			
		507998-001					
		BELT SET-GOODYEAR MONO 450" (INC. FIVE BELTS)	-	1			
		507531-005	-	2			
		507530-005	-	1			
		507535-005	-	2			
		113556-001	2	3			
		75984-003	2	2			
1-2	58	1830-069	2	3			
1-2	59	1830-019	2	2			
1-2	60	1443-017	1	1			
1-2	61	106077-002	1	1			
		106077-001	1	1			
1-2	62	70000-445	2	2			
1-2	63	510310-150	8	8			
1-2	64	109397-001	1	-			
		103671-001	-	1			
1-2	65	485-025	24	24			
1-2	66	510308-112	2	2			
1-2	67	510302-022	1	1	101-999	101-999	
1-2	68	502262-001	1	1	101-999	101-999	

FRONT FRAME ASSEMBLY - 554XL WIDE PICKUP

Figure 1-2A



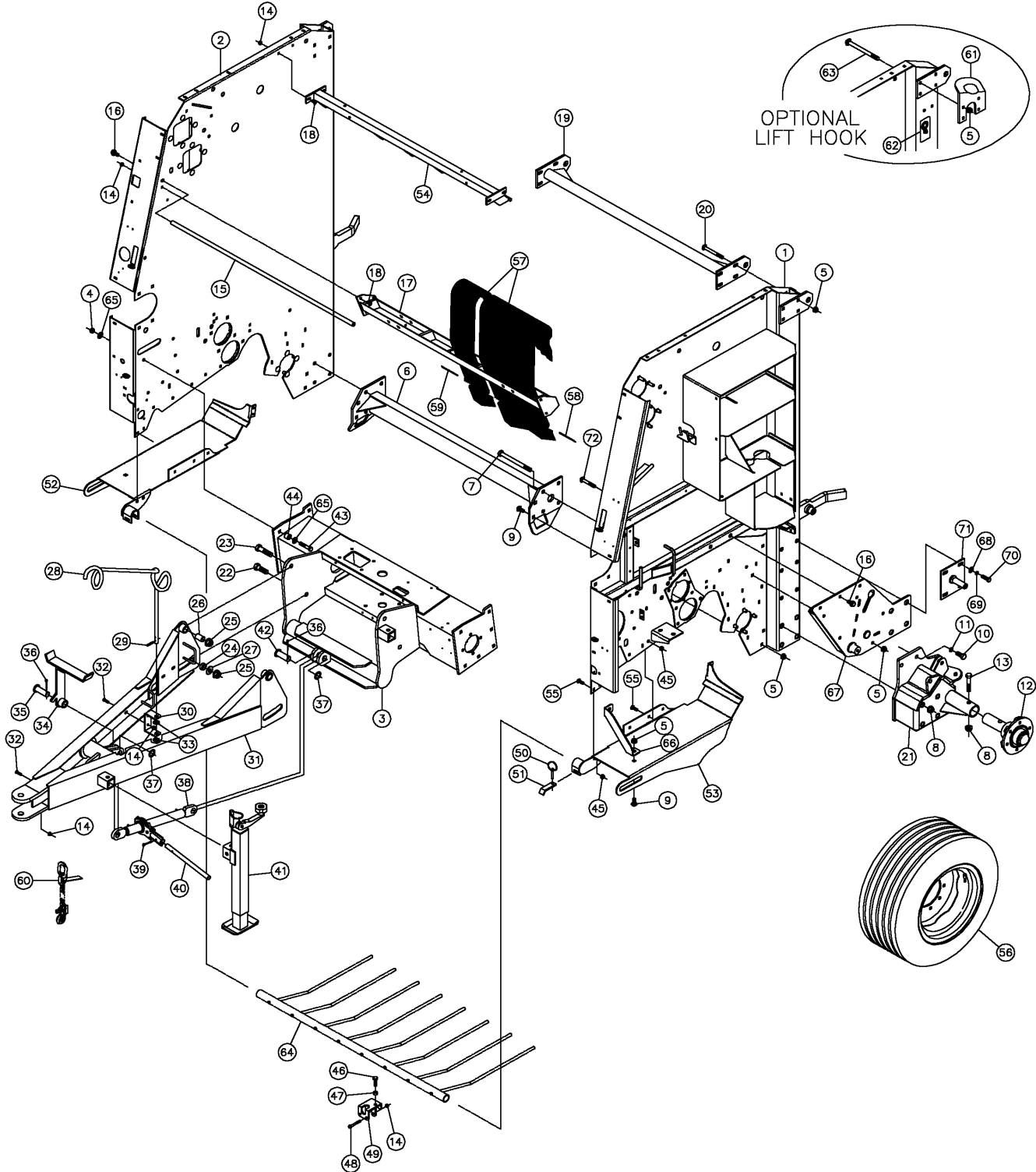
FRONT FRAME ASSEMBLY - 554XL WIDE PICKUP

Figure 1-2A

REF. NO.	PART NO.	DESCRIPTION	QTY.	SERIAL NO.	REMARKS
1-2A	1	510501-441	PANEL-MAIN SIDE LH	1	
1-2A	2	510501-440	PANEL-MAIN SIDE RH	1	
1-2A	3	121173-001	TONGUE BEAM-4 FT.	1	
1-2A	4	510316-511	NUT-TLHEX-.50-20-C-YZ	12	
1-2A	5	510352-501	NUT-SMFLGCTRLOCK-.50-13-G-YZ	19	
1-2A	6	126500-001	TUBE-4 FT. AXLE	1	
1-2A	7	510306-104	SCREW-HCS-.63-11X10.50-GR5-YZ	8	
1-2A	8	510352-513	NUT-SMFLGTL-.63-11-G-YZ	10	
1-2A	9	510310-110	BOLT-CARG-.50-13X1.00-GR5-YZ	6	
1-2A	10	510306-014	SCREW-HCS-.63-11X1.50-GR5-YZ	4	
1-2A	11	510335-715	WASHER-LOCK-.63-.65X1.08-.16-YZ	4	
1-2A	12	131759-001	HUB & SPINDLE ASSEMBLY BREAKDOWN FIG. 1-17)	2	
1-2A	13	510306-034	SCREW-HCS-.63-11X3.50-GR5-YZ	2	
1-2A	14	510352-507	NUT-SMFLGTL-.31-18-G-YZ	14	
1-2A	15	29064-001	ROD-STABILIZER 4 FT.	1	
1-2A	16	510343-210	SCREW-FLGWZ-.50-13X1.00-GR5-YZ-HWH	5	
1-2A	17	107154-001	BELT GUIDE-4 FT.	1	
1-2A	18	510308-106	BOLT-CARG-.31-18X.75-GR5-YZ	8	
1-2A	19	509331-001	BRACE-UPPER CROSS 4 FT.	1	
1-2A	20	510310-144	BOLT-CARG-.50-13X4.50-GR5-YZ	8	
1-2A	21	510501-530	AXLE TUBE-LH	1	
		510501-560	AXLE TUBE-RH	1	
1-2A	22	510307-022	SCREW-HCS-.75-10X2.25-GR5-YZ	2	
1-2A	23	510307-034	SCREW-HCS-.75-10X3.50-GR5-YZ	2	
1-2A	24	1088-045	TUBE-1 1/4"ODX13/16"ID-9/16"	2	
1-2A	25	510352-511	NUT-SMFLGTL-.75-10-G-YZ	4	
1-2A	26	1078-011	TUBE-1"ODX12 GA.-1 1/2"	2	
1-2A	27	510337-617	WASHER-FLATSTD-.75-.81X2.00-.15-YZ	2	
1-2A	28	131788-001	HOLDER-HOSE	1	
1-2A	29	510338-847	PIN-3/16" X 1 1/4' COTTER-YZ	2	
1-2A	30	131779-001	MOUNT-HOSE HOLDER	1	
1-2A	31	505930-001	TONGUE	1	
1-2A	32	510301-010	SCREW-HCS-.31-18X1.00-GR5-YZ	3	
1-2A	33	510336-699	WASHER-MCHBSHG-.63-.66X1.13-14G-YZ	2	
1-2A	34	501134-001	HOLDER-PTO	1	
1-2A	35	510379-809	CYL. PIN-1X3 1/4-YZ	1	
1-2A	36	510338-823	COTTER PIN-3/16" X 1 3/4" -YZ	2	
1-2A	37	510336-665	WASHER-MCHBSHG-1.00-1.03X1.50-14G-YZ	2	
1-2A	38	501494-001	RATCHET JACK (INC. REF. 40)	1	
1-2A	39	510338-817	COTTER PIN-5/32" X 1 1/2"-YZ	1	
1-2A	40	1796-003	HANDLE-RATCHET JACK	1	
1-2A	41	507504-001	JACK - SQ TUBE SQ MOUNT 5000LB	1	
1-2A	42	510379-813	CYLINDER PIN-1X2 USEABLE LENGTH-YZ	1	
1-2A	43	279269-001	BOLT-1/2-20X2 1/2 HCS-GR8-YZ	12	
1-2A	44	510500-488	TUBE-TONGUE BEAM SPACER	12	
1-2A	45	510352-503	NUT-SMFLGTL-.38-16-G-YZ	14	
1-2A	46	510304-016	SCREW-HCS-.50-13X1.75-GR5-YZ	1	
1-2A	47	510317-301	NUT-HEX-.50-13-GR2-YZ	1	
1-2A	48	510301-024	SCREW-HCS-.31-18X2.50-GR5-YZ	2	
1-2A	49	114589-001	STOP-WINDGUARD	1	
1-2A	50	1797-003	PIN-QUICK ATTACHMENT 1/4"	2	
1-2A	51	86797-001	RETAINER-WINDGUARD	2	
1-2A	52	510501-432	SHROUD-WIDE PICKUP RH	1	
1-2A	53	510501-471	SHROUD-WIDE PICKUP LH	1	
1-2A	54	508176-001	GUIDE-BELT, TOP	1	
1-2A	55	510308-110	BOLT-CARG-.38-16X1.00-GR5-YZ	14	
1-2A	56	109521-001	WHL.ASSY-31X13.5-15-10 6 BOLT (BREAKDOWN FIG. 1-17)	2	
1-2A	57	510504-210	BELT SET 440"-554XL GOODYEAR 2 PLY (INC. FOUR BELTS)	1	
		510504-203	BELT-GOODYEAR 2 PLY 14X440" NOTCHED	2	
		510504-205	BELT-GOODYEAR 2 PLY 6X440"	2	
1-2A	58	1830-069	3/32 NYLON COATED CABLE-16.00	2	
1-2A	59	1830-019	CABLE-3/32 NYLON COATED-8"	2	

FRONT FRAME ASSEMBLY - 554XL WIDE PICKUP (CONT.)

Figure 1-2A



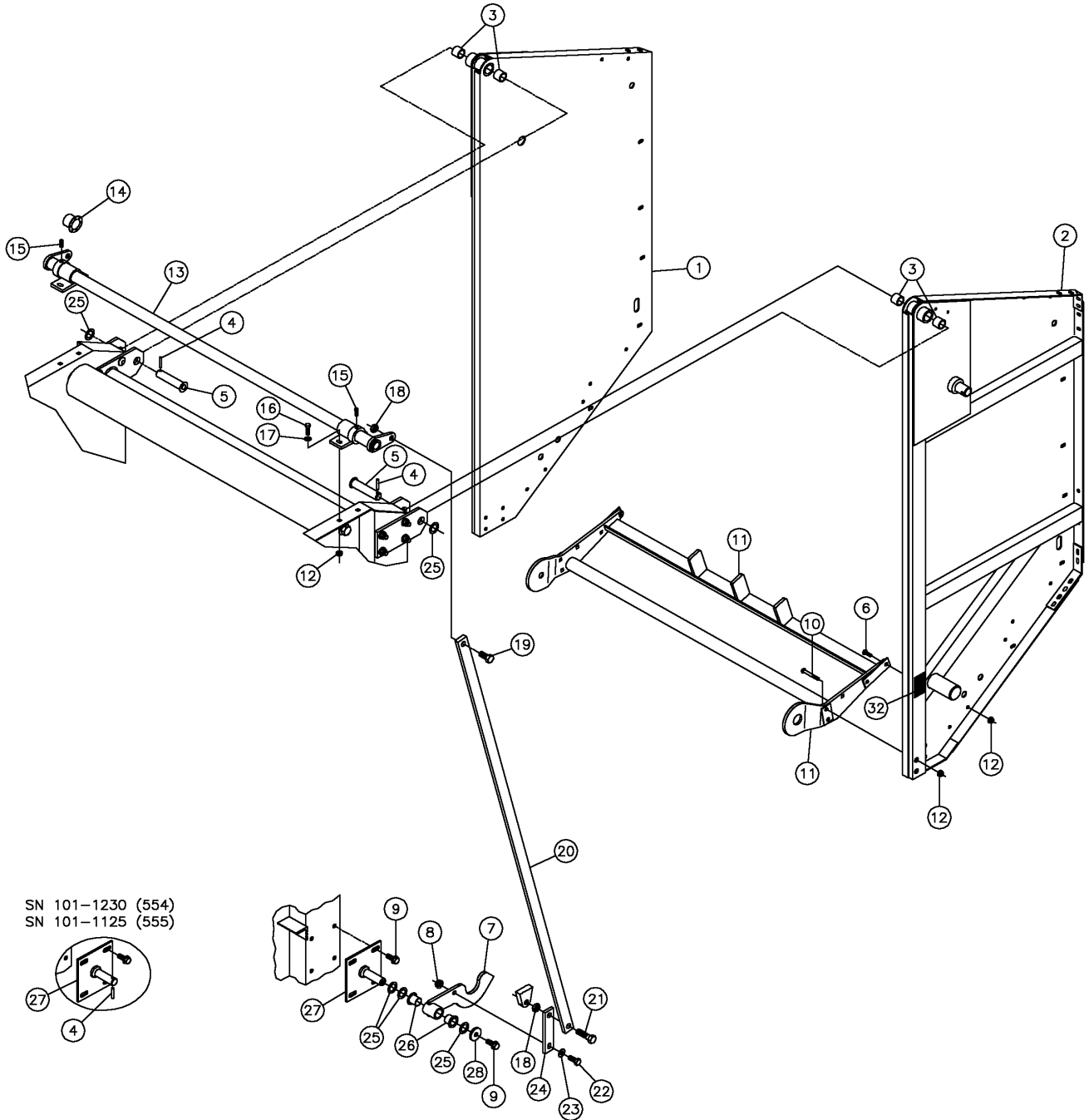
FRONT FRAME ASSEMBLY - 554XL WIDE PICKUP (CONT.)

Figure 1-2A

<u>REF. NO.</u>	<u>PART NO.</u>	<u>DESCRIPTION</u>	<u>QTY.</u>	<u>SERIAL NO.</u>	<u>REMARKS</u>
1-2A 60	1443-017	CHAIN-1/4"P4X59.2 SAFETY	1		
1-2A 61	106077-002	PLATE-LIFT HOOK RIGHT (OPT.)	1		
	106077-001	PLATE-LIFT HOOK LEFT (OPT.)	1		
1-2A 62	70000-445	DECAL-LIFT POINT (OPT.)	2		
1-2A 63	510310-150	BOLT-CARG-.50-13X5.00-GR5-YZ (OPT.)	8		
1-2A 64	510502-646	WINDGUARD	1		
1-2A 65	485-025	WASHER-1/2" FLAT HARDENED-YZ	24		
1-2A 66	510501-436	BRACE-PICKUP SHIELD	2		
1-2A 67	510503-158	MOUNT-WIDE PICKUP IDLER	1		
1-2A 68	510337-611	WASHER-FLATSTD-.50-.56X1.38-.11-YZ	4		
1-2A 69	510335-711	WASHER-LOCK-.50-.52X.87-.13-YZ	4		
1-2A 70	510304-014	SCREW-HCS-.50-13X1.50-GR5-YZ	4		
1-2A 71	75637-001	MOUNT-GATE LATCH	1		
1-2A 72	510310-136	BOLT-CARG-.50-13X3.75-GR5-YZ	5		

TAILGATE ASSEMBLY

Figure 1-3



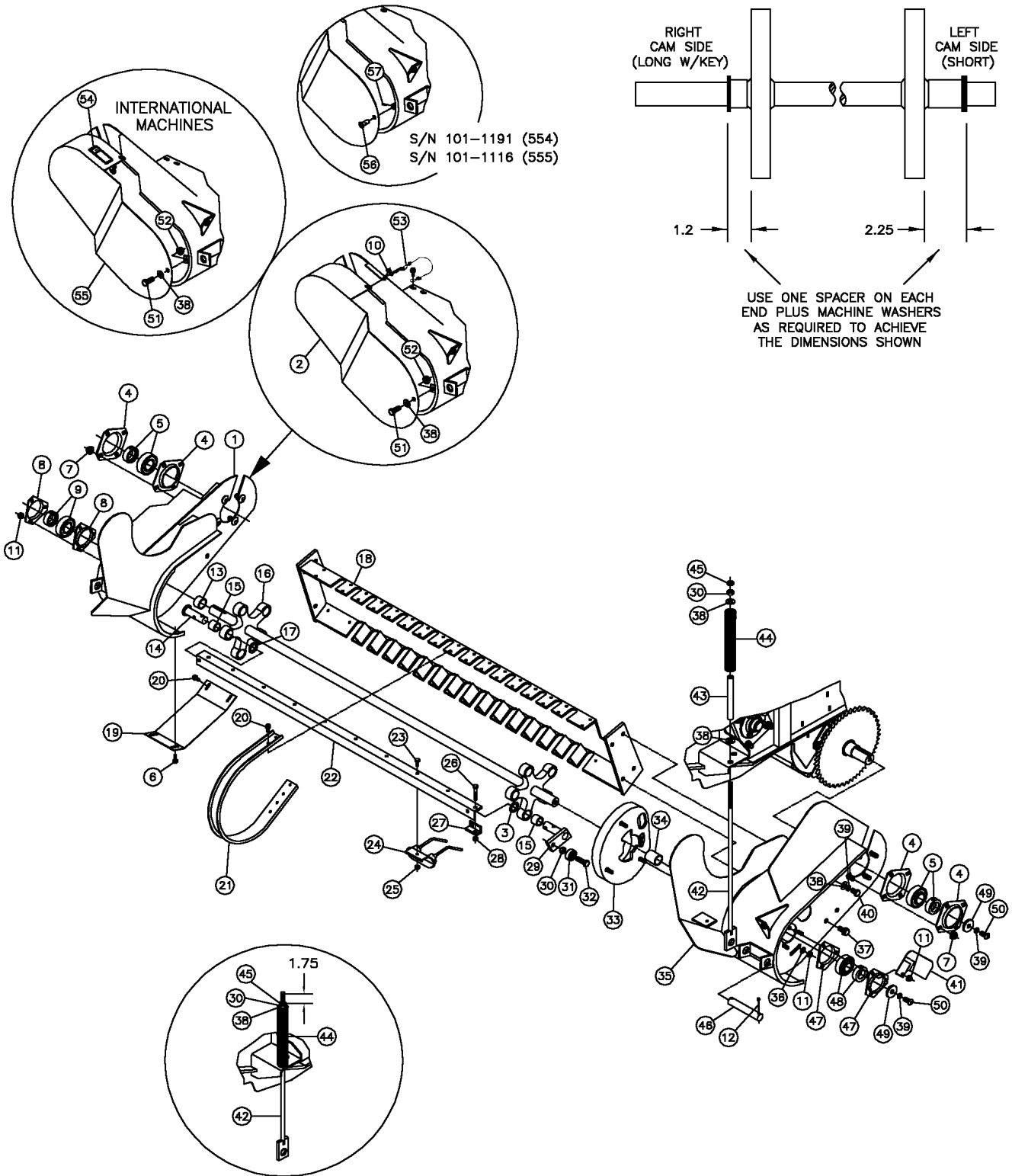
TAILGATE ASSEMBLY

Figure 1-3

REF. NO.	PART NO.	DESCRIPTION	QTY.		SERIAL NO.		REMARKS
			554	555	554	555	
1-3	1	510255-001	1	1	1480&up	1255&up	- SLOT ADDED IN TAILGATE NEAR RIGHT PANEL
1-3	2	510258-001	1	1			
1-3	3	68776-001	4	4			
1-3	4	510342-801	2	2			
1-3	5	75578-001	2	2			
1-3	6	510308-110	4	4			
1-3	7	508005-001	1	1			
		508006-001	1	1			
1-3	8	510352-501	2	2			
1-3	9	510343-210	10	10			
1-3	10	510308-124	4	4			
1-3	11	509580-001	1	-			
		509581-001	-	1			
1-3	12	510352-503	12	12			
1-3	13	509792-001	1	-			
		509793-001	-	1			
1-3	14	209-005	2	2			
1-3	15	510365-811	2	2			
1-3	16	510302-012	4	4			
1-3	17	510337-607	4	4			
1-3	18	510319-301	4	4			
1-3	19	510306-014	2	2			
1-3	20	79564-001	1	1			
		508011-001	1	1			
1-3	21	510306-022	2	2			
1-3	22	510304-014	2	2			
1-3	23	510337-611	2	2			
1-3	24	75802-001	2	2			
1-3	25	510336-665	8	8			
1-3	26	209-003	4	4			
1-3	27	75637-001	2	2			
1-3	28	510361-621	2	2	1231&UP	1126&UP	
1-3	29	510337-611	4	-			WIDE PICKUP ONLY
1-3	30	510335-711	4	-			WIDE PICKUP ONLY
1-3	31	510304-014	4	-			WIDE PICKUP ONLY
1-3	32	7000B-218	2	2			1 EACH SIDE

PICKUP ASSEMBLY

Figure 1-4



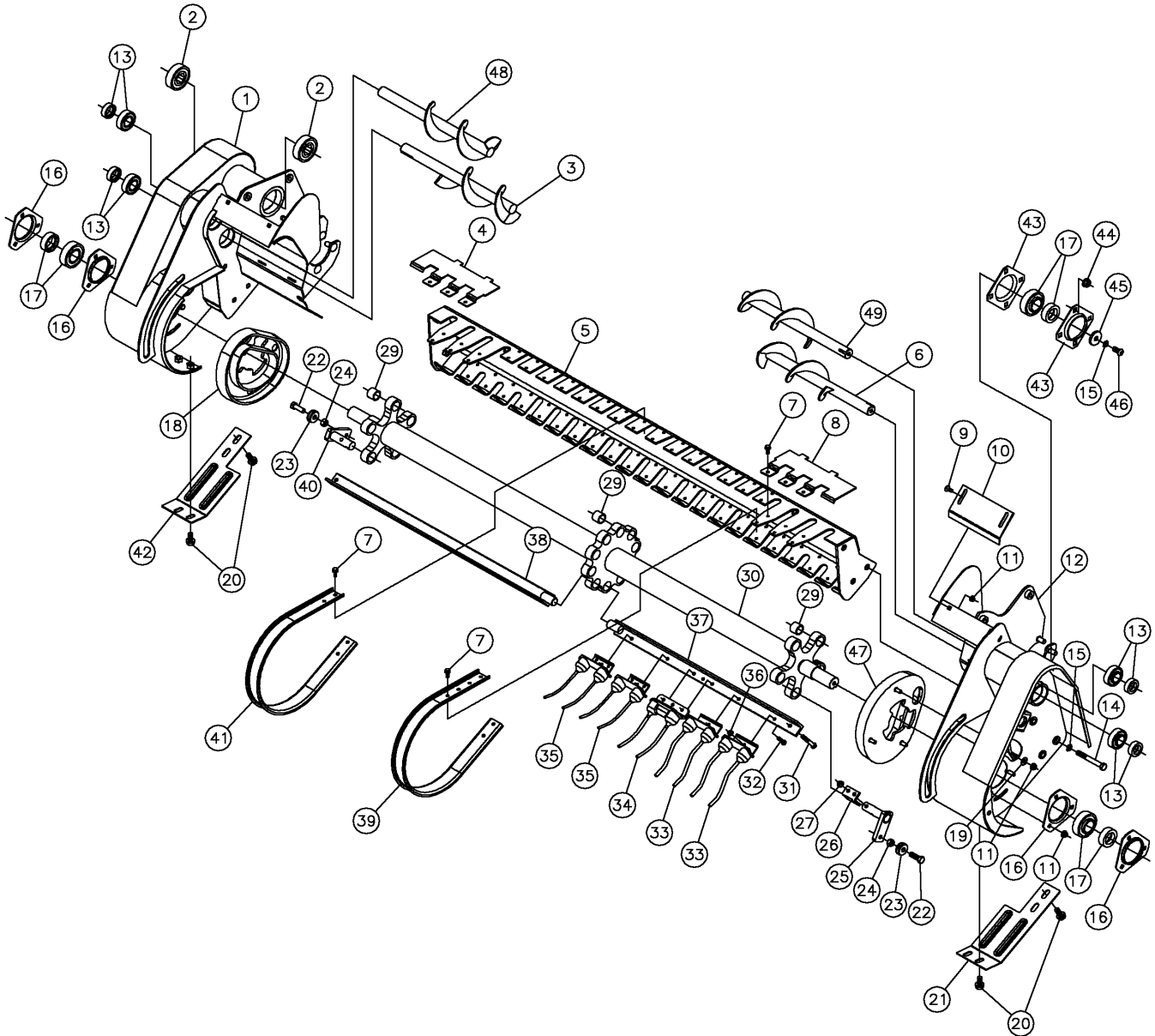
PICKUP ASSEMBLY

Figure 1-4

REF. NO.	PART NO.	DESCRIPTION	QTY.		SERIAL NO.		REMARKS
			554	555	554	555	
1-4	1	125973-001	1	1			
1-4	2	502261-001	1	1			
1-4	3	510336-663	5	5			
1-4	4	507496-001	4	4			
1-4	5	212-001	2	2			
1-4	6	510301-094	4	4			
1-4	7	510352-501	8	8			
1-4	8	505920-001	2	2			
1-4	9	4052-001	1	1			
1-4	10	510337-605	1	1			
1-4	11	510352-503	6	6			
1-4	12	510338-819	4	4			
1-4	13	510501-122	1	1			
1-4	14	69436-001	5	5			
1-4	15	68776-001	10	10			
1-4	16	82999-001	1	-			
		82979-001	-	1			
1-4	17	510336-665	10	10			
1-4	18	79911-001	1	-			
		86281-001	-	1			
1-4	19	82364-001	2	2			
1-4	20	510377-006	68	84			
1-4	21	89982-001	15	19			
1-4	22	71346-001	5	-			
		69496-001	-	5			
1-4	23	510301-006	40	50			
1-4	24	27997-001	40	50			
1-4	25	510352-507	40	50			
1-4	26	240454-001	20	20			
1-4	27	20946-001	10	10			
1-4	28	250508-001	16	20			
1-4	29	69071-001	5	5			
1-4	30	510317-301	7	7			
1-4	31	1732-003	5	5			
1-4	32	510304-014	5	5			
1-4	33	87047-001	1	1			
1-4	34	510501-123	1	1			
1-4	35	125972-001	1	1			
1-4	36	510337-607	3	3			
1-4	37	510343-210	7	7			
1-4	38	510337-611	6	6			
1-4	39	510335-711	3	3			
1-4	40	510304-006	1	1			
1-4	41	69482-001	1	1			
1-4	42	125028-001	2	2			
1-4	43	1071-073	2	2			
1-4	44	1803-115	2	2			
1-4	45	510317-311	2	2			
1-4	46	87013-001	2	2			
1-4	47	505919-001	2	2			
1-4	48	4047-001	1	1			
1-4	49	510361-621	2	2			
1-4	50	510363-211	2	2			
1-4	51	510304-012	1	1	1192&UP	1117&UP	
1-4	52	510352-501	1	1	1192&UP	1117&UP	
1-4	53	76495-001	1	1			
1-4	54	507405-001	1	1			
1-4	55	507404-001	1	1			
1-4	56	76171-001	1	1	101-1191	101-1191	
1-4	57	510342-841	1	1	101-1116	101-1116	

PICKUP ASSEMBLY - 554XL WIDE PICKUP

Figure 1-4A



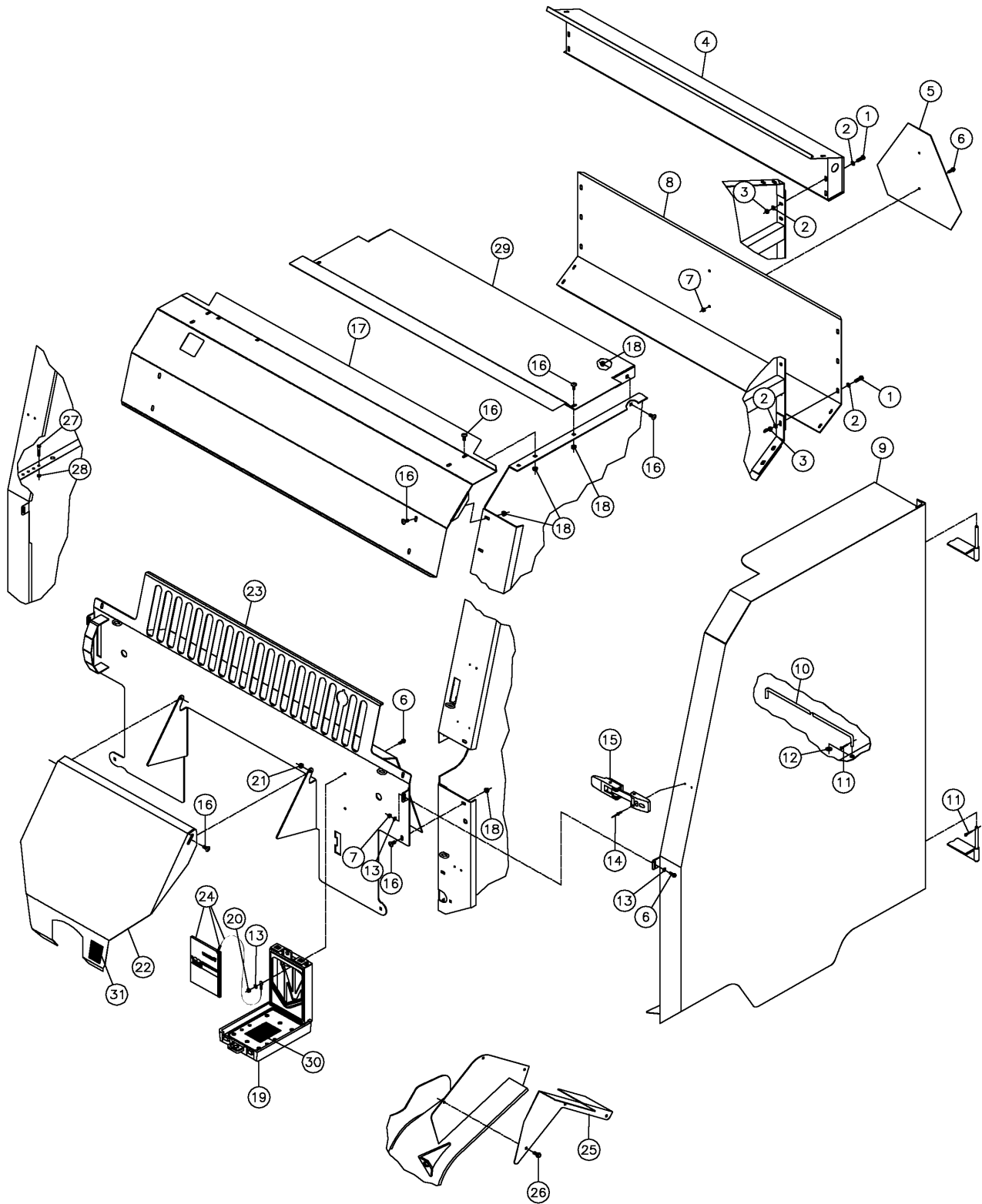
PICKUP ASSEMBLY - 554XL WIDE PICKUP

Figure 1-4A

REF. NO.	PART NO.	DESCRIPTION	QTY.	SERIAL NO.	REMARKS
1-4A	1	510501-450	MOUNT - WIDE PICKUP RIGHT	1	
1-4A	2	510502-546	BEARING - 1 1/4 HEX CYLINDRICAL	2	
1-4A	3	510501-414	AUGER - RH WELDMENT 4 ODX11.25	1	- BEFORE S/N 1691
1-4A	4	510501-464	PLATE - CROP FLOW RH	1	USED ON TOP ALSO
1-4A	5	510501-445	BACKPLATE - 554XL WIDE PICKUP	1	
1-4A	6	510501-413	AUGER - LH WELDMENT 4 ODX11.25	1	- BEFORE S/N 1691
1-4A	7	510377-006	SCREW-TCTAP-.31-18X.75-GR2-YZ-1-HWH	84	USED ON TOP ALSO
1-4A	8	510501-463	PLATE - CROP FLOW LH	1	
1-4A	9	510308-107	BOLT - CARG.-.38-16X.75-GR5-YZ	4	
1-4A	10	510501-582	SCRAPER-PICKUP AUGER	2	
1-4A	11	510352-503	NUT-SMFLGTL-.38-16-G-YZ	22	
1-4A	12	510501-467	MOUNT - WIDE PICKUP LEFT	1	
1-4A	13	4051-001	BRG-1 1/4 CYL-RA103RR2 W/COL	8	
1-4A	14	510304-044	SCREW-HCS-.50-13X4.50-GR5-YZ	6	
1-4A	15	510335-711	WASHER-LOCK-.50-.52X.87-.13-YZ	7	
1-4A	16	510501-420	FLANGETTE-80MM 3 BOLT YELLOW ZINC	4	
1-4A	17	212-001	BRG-1 1/2 SPHERICAL W/COL.	3	
1-4A	18	90009-002	CAM TRACK W/BOLTS - WIDE PICKUP RH	1	
1-4A	19	510337-607	WASHER-FLATSTD-.38-44X1.00-.08-YZ	6	
1-4A	20	510343-210	SCREW-FLGWZ-.50-13X1.00-GR5-YZ-HWH	8	
1-4A	21	510501-516	PLATE - SKID LH	1	
1-4A	22	510304-014	SCREW-HCS-.50-13X1.50-GR5-YZ	10	
1-4A	23	1732-003	BEARING-BALL 1/2 ID X 1 1/2 OD	10	
1-4A	24	510317-301	NUT-HEX-.50-13-GR2-YZ	10	
1-4A	25	510501-478	ARM - ECCENTRIC WIDE PICKUP LH	5	
1-4A	26	20946-002	BAR - TOOTH MOUNT ANGLE - 4 HOLES	10	
1-4A	27	250508-001	NUT - 3/8-NC Gr8 TOP LOCK Y/ZINC	20	
1-4A	28	87047-002	CAM TRACK W/BOLTS - WIDE PICKUP LH	1	
1-4A	29	68776-001	BUSHING-FIBERGLASS 1 1/4ODX1X1	20	
1-4A	30	510501-412	REEL - 554XL WIDE PICKUP	1	
1-4A	31	240454-001	BOLT-3/8-16X2 GR#8 ZINC PLTD	20	
1-4A	32	510301-006	SCREW-HCS-.31-18X.75-GR5-YZ	61	
1-4A	33	27997-050	PICKUP TINE - OFFSET RUBBER	20	
1-4A	34	27997-060	PICKUP TINE - HEAVY DUTY RUBBER	10	
1-4A	35	27997-001	TEETH-RUBBER MNTD PICKUP D4315	25	
1-4A	36	510352-507	NUT-SMFLGTL-.31-18-G-YZ	55	
1-4A	37	510501-367	TOOTH MOUNT - LEFT WIDE PICKUP	5	
1-4A	38	510501-368	TOOTH MOUNT - RIGHT WIDE PICKUP	5	
1-4A	39	89982-002	BAND - WIDE PICKUP	6	
1-4A	40	509942-001	PIN ECENTRIC ARM RIGHT WIDE PICKUP	5	
1-4A	41	89982-001	BAND-PICKUP	16	
1-4A	42	510501-482	PLATE - SKID RH	1	
1-4A	43	507496-001	FLANGETTE 80MM NON LUBE PLTD	2	
1-4A	44	510352-501	NUT-SMFLGCTRLOCK-.50-13-G-YZ	4	
1-4A	45	510361-621	WASHER-FLATWRT-.50-.53X1.75-.25-YZ	1	
1-4A	46	510363-211	SCREW-SBHCS-.50-13X1.00-GR5-YZ	1	
1-4A	47	87047-002	CAM TRACK W/BOLTS - WIDE PICKUP LH	1	
1-4A	48	510503-058	AUGER 4" RH TOP	1	1691& up
1-4A	49	510503-054	AUGER 4" LH TOP	1	1691& up

SHIELDS ASSEMBLY

Figure 1-5



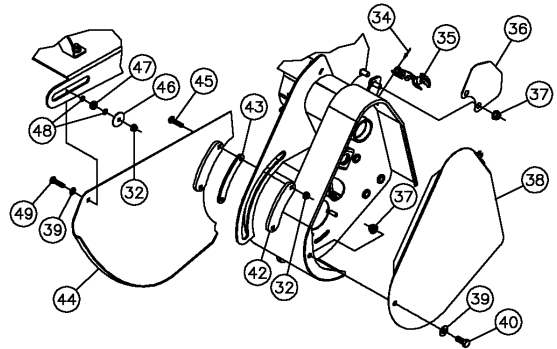
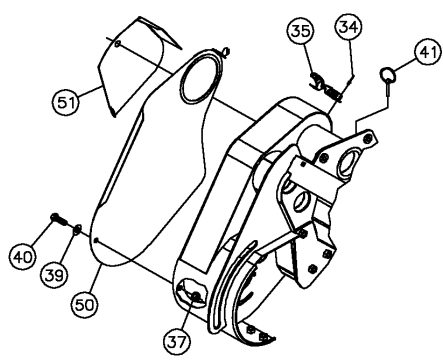
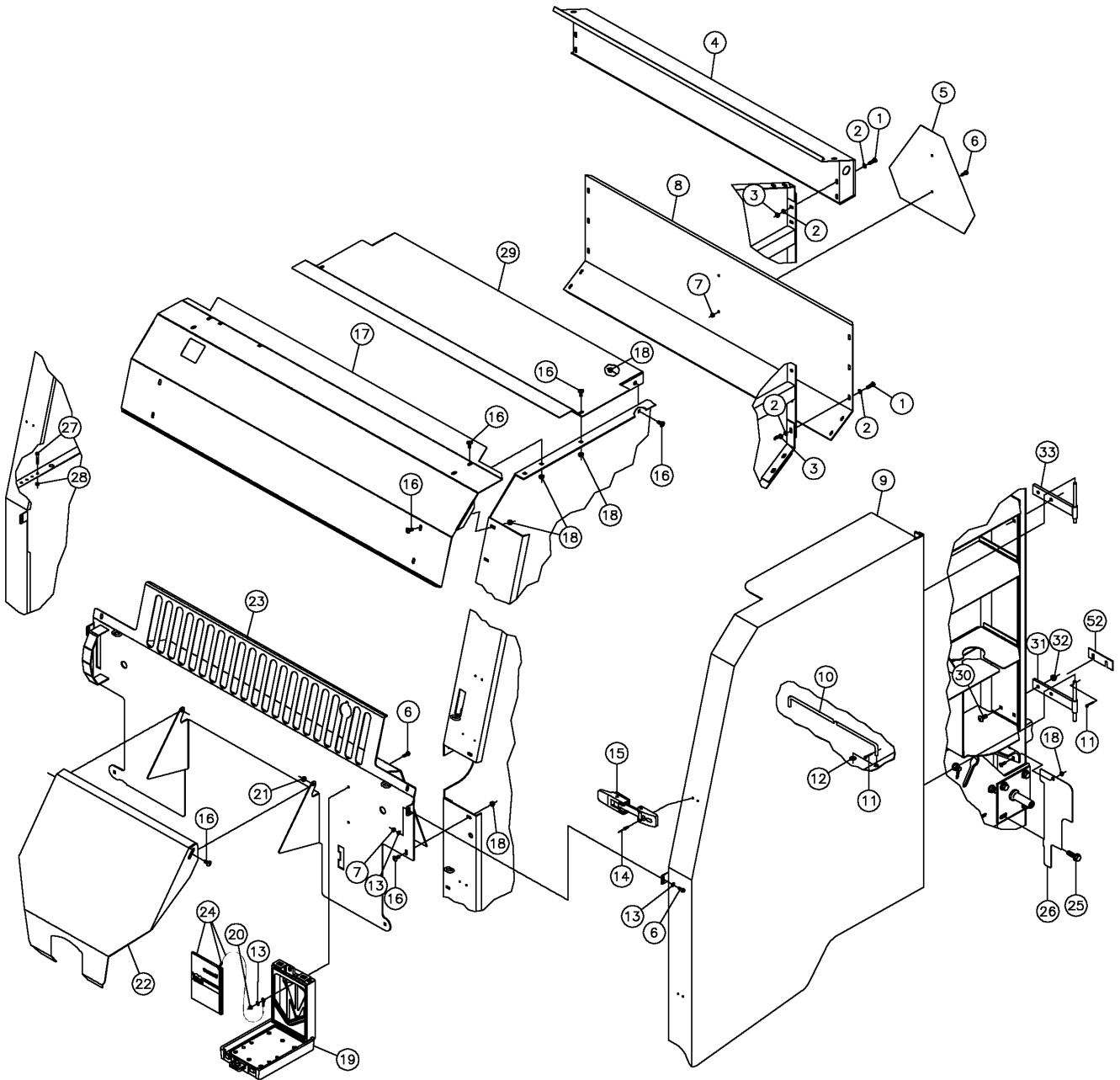
SHIELDS ASSEMBLY

Figure 1-5

REF. NO.	PART NO.	DESCRIPTION	QTY.		SERIAL NO.		REMARKS
			554	555	554	555	
1-5	1	510301-010	18	18			
1-5	2	235714-001	36	36			
1-5	3	510314-501	18	18			
1-5	4	507413-001	1	-	101-205		
		509422-001	1	-	206-999		
		510500-272	1	-	1000&UP		
		507414-001	-	1		101-157	
		509421-001	-	1		158-999	
		510500-275	-	1		1000&UP	
1-5	5	1836-001	1	1			
1-5	6	510344-206	6	6			
1-5	7	510313-401	4	4			
1-5	8	79925-001	1	-			
		86244-001	-	1			
1-5	9	509588-001	1	1			
		509589-001	1	1			
1-5	10	507949-001	2	2			
1-5	11	510338-809	4	4			
1-5	12	510337-607	2	2			
1-5	13	510337-603	6	6			
1-5	14	508836-001	16	16			
1-5	15	509643-001	4	4			
1-5	16	510308-106	20	20			
1-5	17	509462-001	1	-			
		509461-001	-	1			
1-5	18	510314-401	18	18			
1-5	19	142410-001	1	1			
1-5	20	510352-505	2	2			
1-5	21	510352-507	2	2			
1-5	22	509753-001	1	1			
1-5	23	509752-001	1	-	101-999		
		510500-547	1	-	1000&UP		
		509761-001	-	1		101-999	
		510500-545	-	1		1000&UP	
1-5	24	509483-001	1	1			
1-5	25	508040-001	1	1			
1-5	26	510377-006	3	3			
1-5	27	510300-015	4	4			SPARE SHEAR BOLTS
1-5	28	510313-501	4	4			FOR SPIRAL ROLLER
1-5	29	510502-304	1	-	1448&UP		
		510502-307	-	1		1233&UP	
1-5	30	2326-940	1	1			
1-5	31	7000B-192	1	1			

SHIELDS ASSEMBLY - 554XL WIDE PICKUP

Figure 1-5A



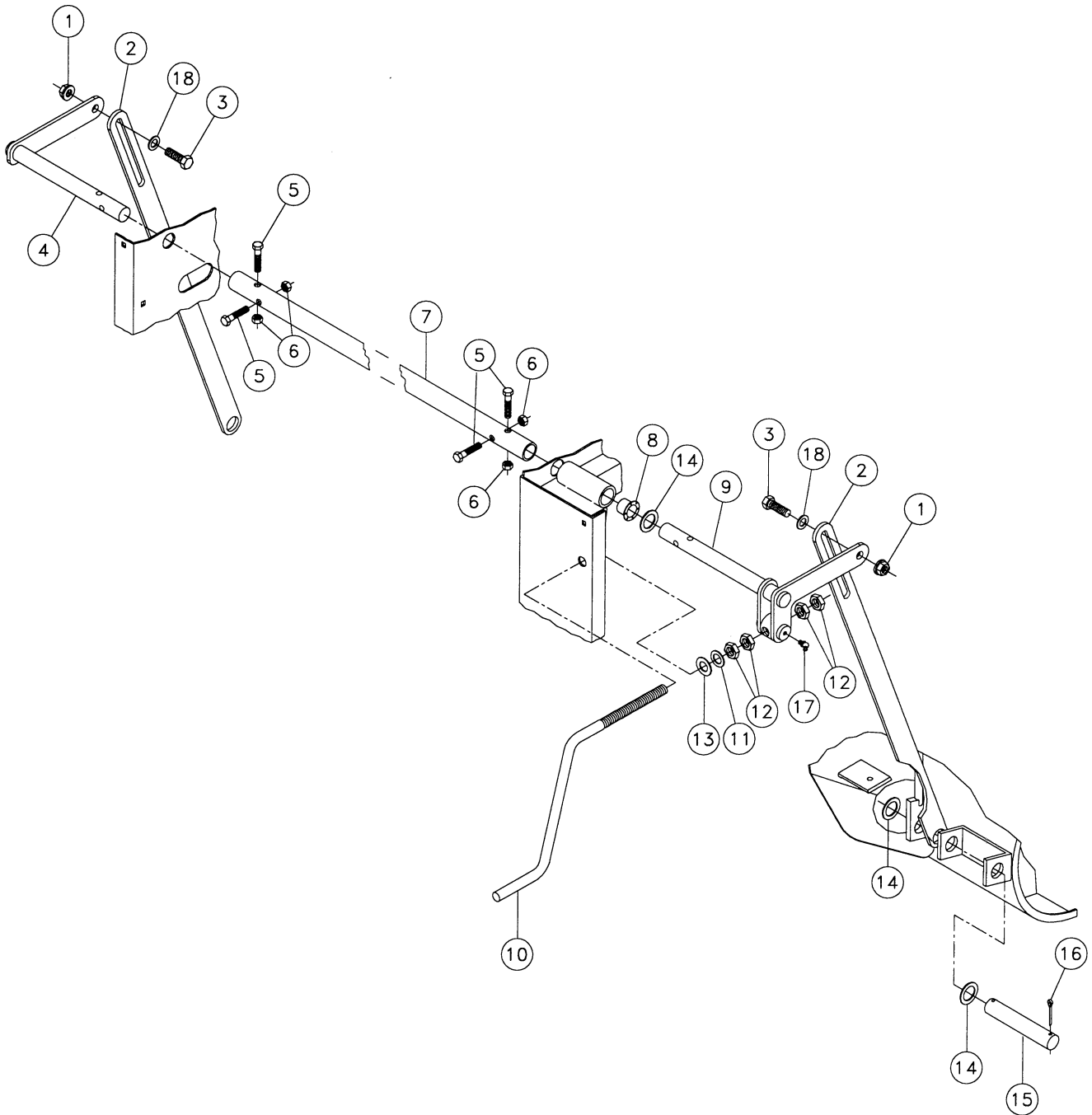
SHIELDS ASSEMBLY - 554XL WIDE PICKUP

Figure 1-5A

REF. NO.	PART NO.	DESCRIPTION	QTY.	SERIAL NO.	REMARKS
1-5A	1	510301-010	SCREW-HCS-.31-18X1.00-GR5-YZ	18	
1-5A	2	235714-001	WASHER-FLATSAE-.31-.34X.69-.06-YZ	36	
1-5A	3	510314-501	NUT-TLHEX-.31-18-A-YZ	18	
1-5A	4	510500-272	BRACE-LIGHT MOUNT-4'	1	
1-5A	5	1836-001	SIGN-#2 SMV PRE-PUNCHED METAL	1	
1-5A	6	510344-206	SCREW-FLGWZ-.25-20X.75-GR2-YZ	6	
1-5A	7	510313-401	NUT-HEXFLGL-.25-20-GR2-YZ	4	
1-5A	8	79925-001	SHIELD-REAR	1	
1-5A	9	510501-543	SHIELD-LEFT SIDE	1	
		510501-544	SHIELD-RIGHT SIDE	1	
1-5A	10	507949-001	ROD-SHIELD HOLD OPEN	2	
1-5A	11	510338-809	COTTER PIN-1/8" X 1"-YZ	4	
1-5A	12	510337-607	WASHER-FLATSTD-.38-.44X1.00-.08-YZ	2	
1-5A	13	510337-603	WASHER-FLATSTD-.25-.31X.75-.07-YZ	6	
1-5A	14	508836-001	POP RIVET-3/16 LONG NAIL	16	
1-5A	15	509643-001	LATCH-RUBBER DRAW AERO	4	
1-5A	16	510308-106	BOLT-CARG-.31-18X.75-GR5-YZ	20	
1-5A	17	509462-001	SHIELD-TOP FRONT 4'	1	
1-5A	18	510314-401	NUT-HEXFLGL-.31-18-GR2-YZ	19	
1-5A	19	142410-001	CASE-6"X9"X1" OPERATOR MANUAL	1	
1-5A	20	510352-505	NUT-SMFLGTL-.25-20-G-YZ	2	
1-5A	21	510352-507	NUT-SMFLGTL-.31-18-G-YZ	2	
1-5A	22	509753-001	SHIELD-GEARBOX	1	
1-5A	23	510500-547	SHIELD-FRONT CHAMBER-554XL	1	
1-5A	24	509483-001	OPERATOR'S HANDBOOK ASSEMBLY	1	
1-5A	25	510343-214	SCREW-FLGWZ-.50-13X1.50-GR5-YZ-HWH	1	
1-5A	26	510501-454	SHIELD-LH REAR	1	
1-5A	27	510300-015	SCREW-HCS-.25-20X1.50-GR2-YZ	4	SPARE SHEAR BOLTS FOR SPIRAL ROLLER
1-5A	28	510313-501	NUT-TLHEX-.25-20-A-YZ	4	
1-5A	29	510502-304	SHIELD - BALER TOP, 554	1	
1-5A	30	510308-110	BOLT-CARG-.38-16X1.00-GR5-YZ	4	
1-5A	31	510503-172	DOOR HINGE-LOWER	2	
1-5A	32	510352-503	NUT-SMFLGTL-.38-16-G-YZ	14	
1-5A	33	510503-173	DOOR HINGE-UPPER	2	
1-5A	34	547-005	POP RIVET-SS64D	4	
1-5A	35	109591-001	LATCH-4" RUBBER T HANDLE	2	
1-5A	36	510501-472	SHIELD - DRUM CHAIN	1	
1-5A	37	510352-501	NUT-SMFLGCTRLOCK-.50-13-G-YZ	4	
1-5A	38	510503-179	SHIELD - WIDE PICKUP, LEFT	1	
1-5A	39	510337-611	WASHER-FLATSTD-.50-.56X1.38-.11-YZ	4	
1-5A	40	510304-012	SCREW-HCS-.50-13X1.25-GR5-YZ	2	
1-5A	41	1797-003	PIN-QUICK ATTACHMENT LATCH 1/4"-"6M DIA"	1	
1-5A	42	510501-549	PLATE - FIN RETAINER	2	
1-5A	43	510503-180	SLIDER-UHMW PICKUP SHIELD	2	
1-5A	44	510503-181	CROP FIN-LH WIDE PICKUP	1	
		510503-182	CROP FIN-RH WIDE PICKUP	1	
1-5A	45	510308-114	BOLT-CARG-.38-16X1.50-GR5-YZ	4	
1-5A	46	508899-001	WASHER-1.75 ODX13/32 ID-1.00	2	
1-5A	47	510501-552	BEARING-.38 IDX.91 ODX.31 WIDE	2	
1-5A	48	510501-497	WASHER-MCHBSHG-.375X.625-.064-YZ	4	
1-5A	49	510308-112	BOLT-CARG-.38-16X1.25-GR5-YZ	2	
1-5A	50	510501-594	SHIELD - WIDE PICKUP W/DOME RH	1	
1-5A	51	510501-595	SHIELD - JACKSHAFT CHAIN	1	
1-5A	52	510503-171	DOOR SHIM	AIR	

PICKUP LIFT ASSEMBLY

Figure 1-6



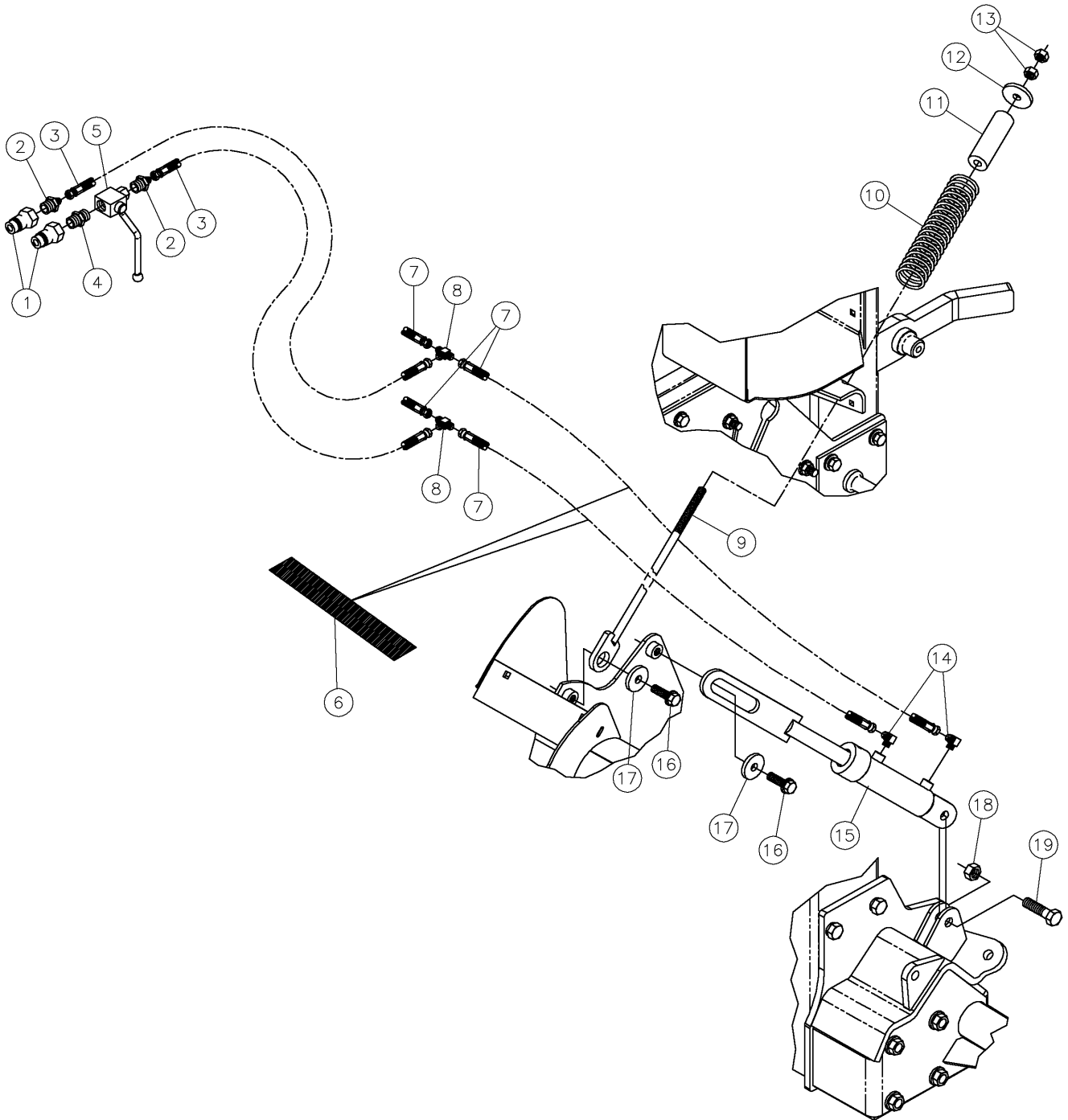
PICKUP LIFT ASSEMBLY

Figure 1-6

REF. NO.	PART NO.	DESCRIPTION	QTY.		SERIAL NO.		REMARKS
			554	555	554	555	
1-6	1	510352-501	NUT-SMFLGCTRLOCK-.50-13-G-YZ	2	2		
1-6	2	505959-001	STRAP - PICKUP LIFT	2	2		
1-6	3	510304-012	SCREW-HCS-.50-13X1.25-GR5-YZ	2	2		
1-6	4	505969-001	CRANK - PICKUP LIFT RH	1	1		
1-6	5	510302-016	SCREW-HCS-.38-16X1.75-GR5-YZ	4	4		
1-6	6	510315-501	NUT-TLHEX-.38-16-B-YZ	4	4		
1-6	7	125939-001	TUBE-TORQUE	1	-		
		126974-001	TUBE-TORQUE	-	1		
1-6	8	209-003	NYLINER 16 L 16 F	1	1		
1-6	9	507906-001	CRANK - PICKUP LIFT LH	1	1		
1-6	10	507902-001	HANDLE - CRANK	1	1		
1-6	11	235715-001	WASHER-FLATSAEHARD-.63-.66X1.31-YZ	1	1		
1-6	12	510319-311	NUT-HEXJAM-.63-11-GR2-YZ	4	4		
1-6	13	509447-001	WASHER-NYLON 5/8"	1	1		
1-6	14	510336-665	WASHER-MCHBSHG-1.00-1.03X1.50-14G-YZ	5	5		
1-6	15	87013-001	LIFT PIN	2	2		
1-6	16	510338-819	COTTER PIN-5/32" X 2"-YZ	4	4		
1-6	17	596-001	ZERK - 1/4" NF 45 DEG GREASE	1	1		
1-6	18	510337-611	WASHER-FLATSTD-.50-.56X1.38-.11-YZ	2	2		

PICKUP LIFT ASSEMBLY - 554 WIDE PICKUP

Figure 1-6A



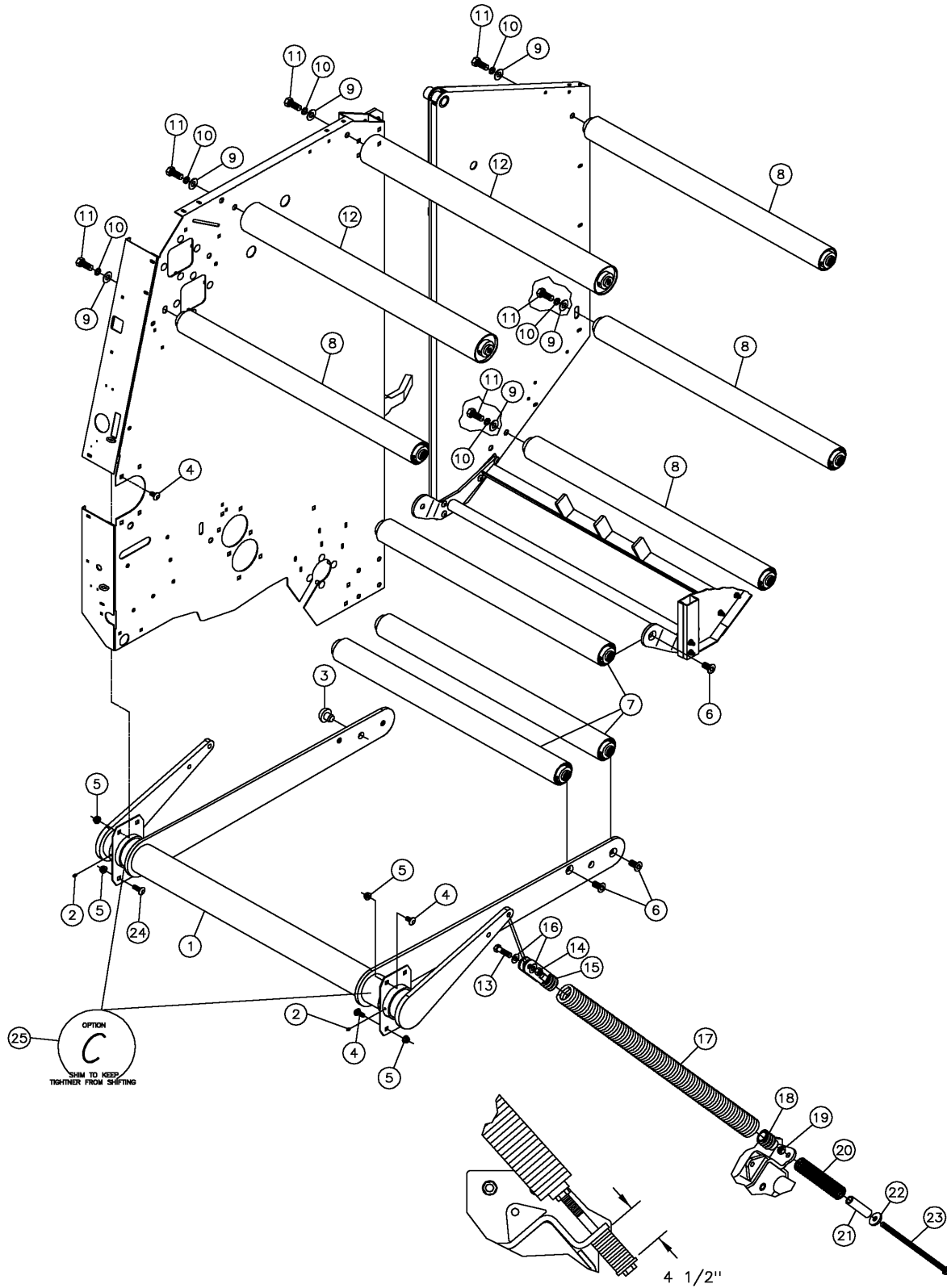
PICKUP LIFT ASSEMBLY - 554 WIDE PICKUP

Figure 1-6A

<u>REF. NO.</u>	<u>PART NO.</u>	<u>DESCRIPTION</u>	<u>QTY.</u>	<u>SERIAL NO.</u>	<u>REMARKS</u>
1-6A 1	500085-001	COUPLER-MALE,1/2" ORB POPPET	2		
1-6A 2	53657-001	FITTING-8M ORX4M JIC ST.	2		
1-6A 3	53843-205	HOSE-1/4X120 4FS JIC 3000 PSI	2		
1-6A 4	141319-001	FITTING-8 MORB X 8 MORB	1		
1-6A 5	510501-474	VALVE-BALL	1		
1-6A 6	53840-001	SLEEVE-1.81 DIA.-12" CORDURA	12"		- BOTH HOSES
1-6A 7	53843-485	HOSE-1/4X84 4FS JIC 3000 PSI	4		THROUGH SLEEVE
1-6A 8	54387001	FITTING-4M JIC UNION TEE	2		
1-6A 9	125028-001	ROD-LIFT	2		
1-6A 10	1803-139	SPRING-COMP. 1 15/16 ODX1.39 IDX6 ZINC	2		
1-6A 11	510501-579	TUBE-1 1/4 ODX9/16 ID-4.00	2		
1-6A 12	510361-621	WASHER-FLATWRT-.50-.53X1.75-.25-YZ	6		
1-6A 13	510317-301	NUT-HEX-.50-13-GR2-YZ	4		
1-6A 14	59423-001	FITTING-4M JICX4M ADJ. 90 DEG. ELBOW	4		
1-6A 15	510502-590	CYLINDER-1 1/2X3 (BREAKDOWN FIG. 1-32)	2		
1-6A 16	510343-210	SCREW-FLGWZ-.50-13X1.00-GR5-YZ-HWH	4		
1-6A 17	510306-022	SCREW-HCS-.63-11X2.25-GR5-YZ	2		
1-6A 18	510319-501	NUT-TLHEX-.63-11-B-YZ	2		

BELT TIGHTENER/IDLER ROLLER ASSEMBLY

Figure 1-7



BELT TIGHTENER/IDLER ROLLER ASSEMBLY

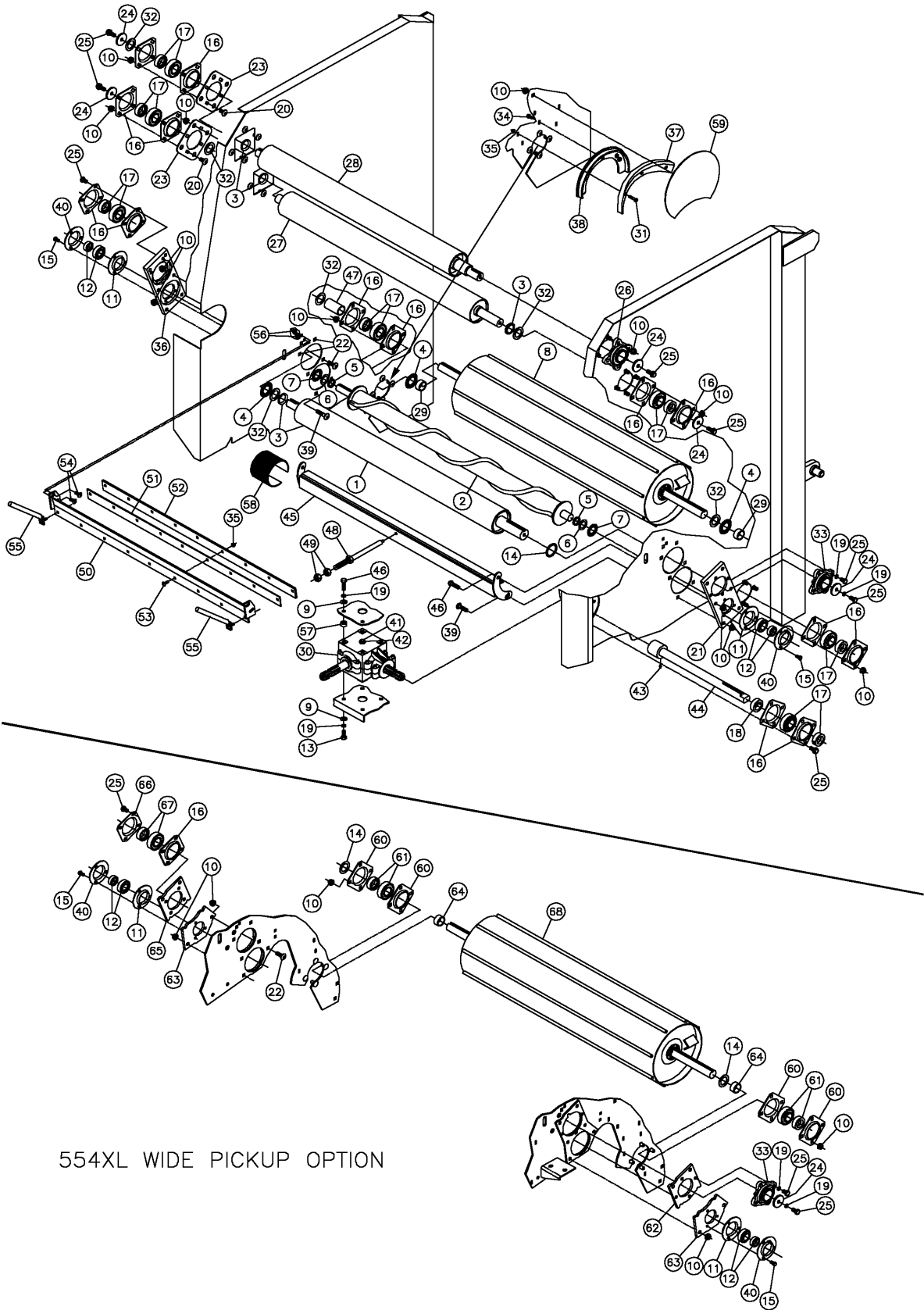
Figure 1-7

REF. NO.	PART NO.	DESCRIPTION	QTY.		SERIAL NO.		REMARKS
			554	555	554	555	
1-7	1	509562-001	TIGHTENER - BELT (INC. TWO OF REF. 2)	1	-		
		509564-001	TIGHTENER - BELT (INC. TWO OF REF. 2)	-	1		
1-7	2	598-001	ZERK-1/4" NF ST GREASE	2	2		
1-7	3	90054-001	SLIDE BUTTON	2	2		
1-7	4	510310-110	BOLT-CARG-.50-13X1.00-GR5-YZ	6	6		
1-7	5	510352-501	NUT-SMFLGCTRLOCK-.50-13-G-YZ	8	8		
1-7	6	521-014	3/4-10X1 1/2"FLT SKT HD CP SCR	6	6		
1-7	7	131760-001	ROLLER-SHORT - IDLER 4' (BREAKDOWN FIG. 1-19)	3	-		
		131762-001	ROLLER-SHORT - IDLER 5' (BREAKDOWN FIG. 1-19)	-	3		
1-7	8	127479-001	ROLLER-LONG 3 1/2" IDLER 4' W/WASHERS (BREAKDOWN FIG. 1-20)	4	-		
		127482-001	ROLLER-LONG 3 1/2" IDLER 5' W/WASHERS (BREAKDOWN FIG. 1-20)	-	4		
1-7	9	510337-617	WASHER-FLATSTD-.75-.81X2.00-.15-YZ	12	12		
1-7	10	249154-001	WASHER-LOCK-.75-.78X1.27-.19-YZ	12	12		
1-7	11	510307-020	SCREW-HCS-.75-10X2.00-GR5-YZ	12	12		
1-7	12	131761-001	ROLLER-LONG 4 1/2" IDLER 4' (BREAKDOWN FIG. 1-21)	2	-		
		131763-001	ROLLER-LONG 4 1/2" IDLER 5' (BREAKDOWN FIG. 1-21)	-	2		
1-7	13	510306-022	SCREW-HCS-.63-11X2.25-GR5-YZ	2	2		
1-7	14	510319-501	NUT-TLHEX-.63-11-B-YZ	2	2		
1-7	15	106981-001	CLEVIS - SPRING PLUG	2	2		
1-7	16	510337-615	WASHER-FLATSTD-.63-.69X1.75-.14-YZ	4	4		
1-7	17	1789-101	SPRING-2 7/8DX.4999WIRE-41.5	2	2		See note below
1-7	18	77353-001	PLUG-SPRING	2	2		
1-7	19	510319-301	NUT-HEX-.63-11-GR2-YZ	2	2		
1-7	20	1803-139	SPRING-COMP. 1 5/16 OD X 1.39 ID X 6 ZINC	2	2		
1-7	21	1083-055	TUBE-1 1/8 OD X 11/16 ID RND-4"	2	2		
1-7	22	510362-621	WASHER-FLATWRT-.69-.72X2.00-.25-YZ	2	2		
1-7	23	510306-098	SCREW-HCS-.63-11X13.50-GR5-YZ	2	2		
1-7	24	510310-114	BOLT-CARG-.50-13X1.50-GR5-YZ	2	2		
1-7	25	509815-001	SNAP RING-(MODIFIED)-554XL	A/R			SERVICE PART
		509060-001	SPRING ASSEMBLY (INC. REF. 15, 17 & 18)				

NOTE: SERVICE TOOL 500057-001 AVAILABLE FOR INSERTING OR REMOVING PLUGS #15 & 18

STARTING AND DRIVE ROLLERS ASSEMBLY

Figure 1-8



554XL WIDE PICKUP OPTION

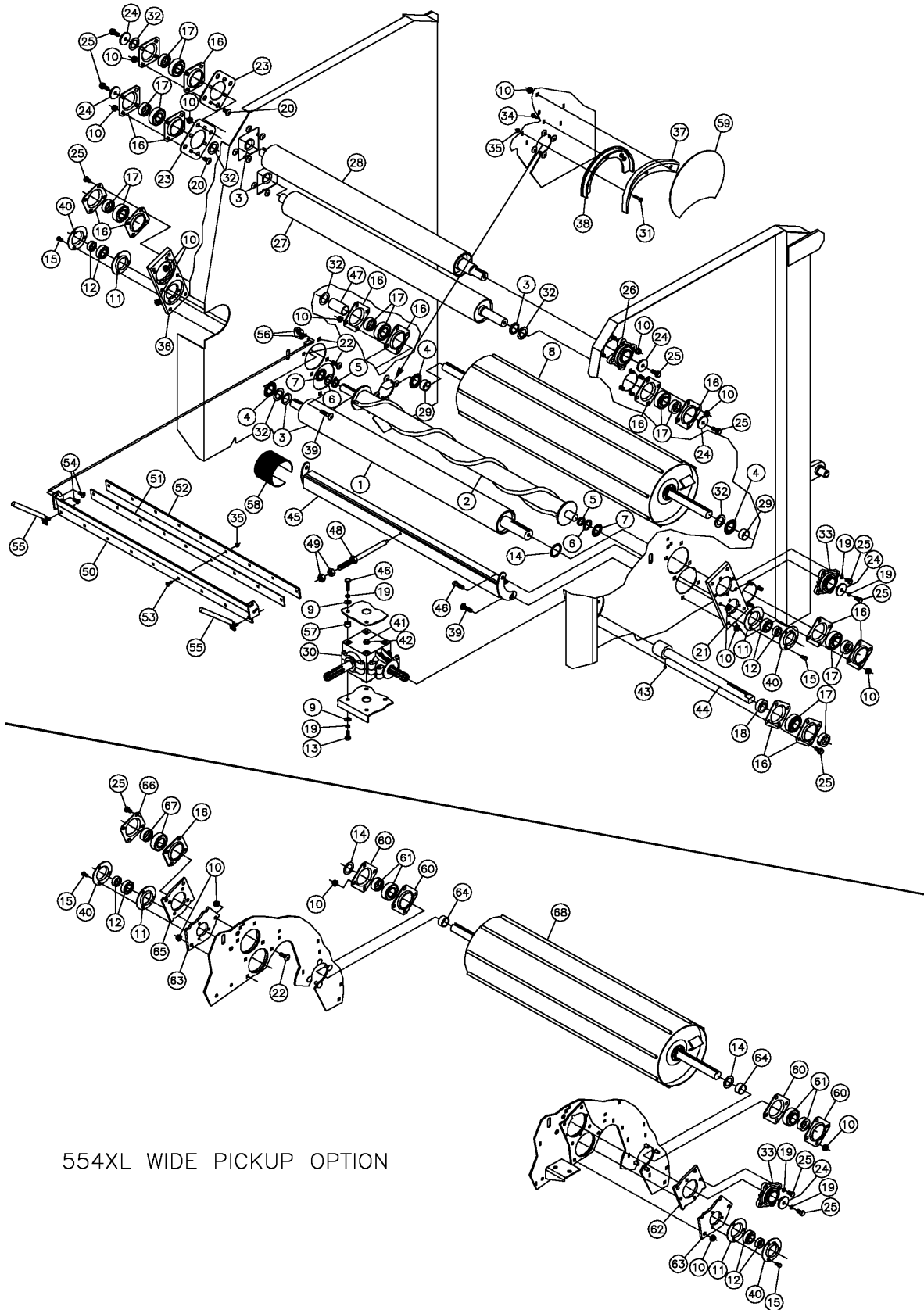
STARTING AND DRIVE ROLLERS ASSEMBLY

Figure 1-8

REF. NO.	PART NO.	DESCRIPTION	QTY.		SERIAL NO.		REMARKS
			554	555	554	555	
1-8	1	507847-001	ROLLER - LOWER DRIVE	1	-		
		501372-001	ROLLER - LOWER DRIVE	-	1		
1-8	2	103035-001	ROLLER SPIRAL START 4' 1 1/4	1	-		
		103154-001	ROLLER SPIRAL START 5' 1 1/4	-	1		
1-8	3	90568-001	COLLAR-BEARING STOP	5	5		
1-8	4	27614-001	WASHER-RYERTEX 16 GA.GD.C	3	3		
1-8	5	1093-011	TUBE-1 1/2"ODX12 GA.-1/4"	2	2		
1-8	6	510353-623	WSHR-MCHBSHG-1.25-1.28X1.88-18G-YZ	2	2		
1-8	7	71839-001	WASHER-RYERTEX 2 1/4X1 9/32	2	2		
1-8	8	508070-001	DRUM ROLLER-4' W/TAPPED ENDS (BREAKDOWN FIG. 1-22)	1	-		
		508132-001	DRUM ROLLER-5' W/TAPPED ENDS (BREAKDOWN FIG. 1-22)	-	1		
1-8	9	510337-611	WASHER-FLATSTD-.50-.56X1.38-.11-YZ	6	6		
1-8	10	510352-501	NUT-SMFLGCTRLCK-.50-13-G-YZ	44	44		
1-8	11	502287-001	FLANGETTE-1 1/4-3BLT-W/O ZERK	2	2		
1-8	12	502289-001	BEARING-1 1/4 SPHERICAL W/COL	2	2		
1-8	13	510304-012	SCREW-HCS-.50-13X1.25-GR5-YZ	4	4		
1-8	14	510336-679	WSHR-MCHBSHG-2.00-2.03X2.50-14G-YZ	A/R	A/R		
1-8	15	510346-206	SCREW-FLGWZ-.38-16X.75-GR2-YZ	6	6		
1-8	16	507496-001	FLANGETTE 80MM NON-LUBE PLTD	12	12		
1-8	17	212-001	BRG.-1 1/2 SPHERICAL W/COL.	7	7		
1-8	18	1500-013	SET COLLAR-1 1/2" PLATED	1	1		
1-8	19	510335-711	WASHER-LOCK-.50-.52X.87-.13-YZ	10	10		
1-8	20	510310-110	BOLT-CARG-.50-13X1.00-GR5-YZ	8	8		
1-8	21	505931-001	PLATE - BEARING, LEFT	1	1		
1-8	22	510310-114	BOLT-CARG-.50-13X1.50-GR5-YZ	6	6		
1-8	23	103308-001	PLATE-BEARING	2	2		
1-8	24	510359-621	WASHER-FLATWRT-.50-.53X2.25-.25-YZ	4	4		
1-8	25	510343-210	SCREW-FLGWZ-.50-13X1.00-GR5-YZ-HWH	16	16		
1-8	26	110457-003	BEARING-1 15/16 4 BOLT MOUNT	1	1		
		110457-001	BEARING-1 15/16 SPH. BALL	1	1		
		506008-001	HOUSING-BEARING	1	1		
1-8	27	131697-001	ROLLER - UPPER DRIVE	1	-		
		131709-001	ROLLER - UPPER DRIVE	-	1		
1-8	28	501467-001	ROLLER - UPPER DRIVE	1	-		
		501471-001	ROLLER - UPPER DRIVE	-	1		
1-8	29	1100-011	TUBE-1 3/4"ODX12 GA.-3/4"	2	2		
1-8	30	69665-001	GEARBOX ASSY (INC. REF. 41 & 42) (BREAKDOWN FIG. 1-23)	1	1		
1-8	31	510301-014	SCREW-HCS-.31-18X1.50-GR5-YZ	6	6		
1-8	32	510336-669	WASHER-MCHBSHG-1.50-1.53X2.25-14G-YZ	A/R	A/R		
1-8	33	500492-001	BRG-1 15/16 4 BOLT W/ FLINGER	1	1		
		500491-001	BEARING	1	1		
		506008-001	HOUSING-BEARING	1	1		
1-8	34	510345-204	SCREW-FLGWZ-.31-18X.50-GR2-YZ	6	6		
1-8	35	510352-507	NUT-SMFLGTL-.31-18-G-YZ	15	17		
1-8	36	505932-001	PLATE - BEARING, RIGHT	1	1		
1-8	37	86993-001	HAY WEDGE-LH	1	1		
		510501-567	HAY WEDGE-WIDE PICKUP LH	1	-		WIDE PICKUP OPT.
		86993-002	HAY WEDGE-RH	1	1		
		510501-568	HAY WEDGE-WIDE PICKUP RH	1	-		WIDE PICKUP OPT.
1-8	38	86962-001	HAYGUARD	2	2		
1-8	39	510310-122	BOLT-CARG-.50-13X2.25-GR5-YZ	3	3		
1-8	40	502288-001	FLANGETTE-1 1/4-3 BOLT W/ZERK	2	2		
1-8	41	15-033	FITTING-VENT PLUG	1	1		
1-8	42	15-031	FITTING-1/2 X 1/8 HEX BSHG	1	1		
1-8	43	598-001	ZERK-1/4" NF ST. GREASE	1	1		

STARTING AND DRIVE ROLLERS ASSEMBLY (CONT.)

Figure 1-8



554XL WIDE PICKUP OPTION

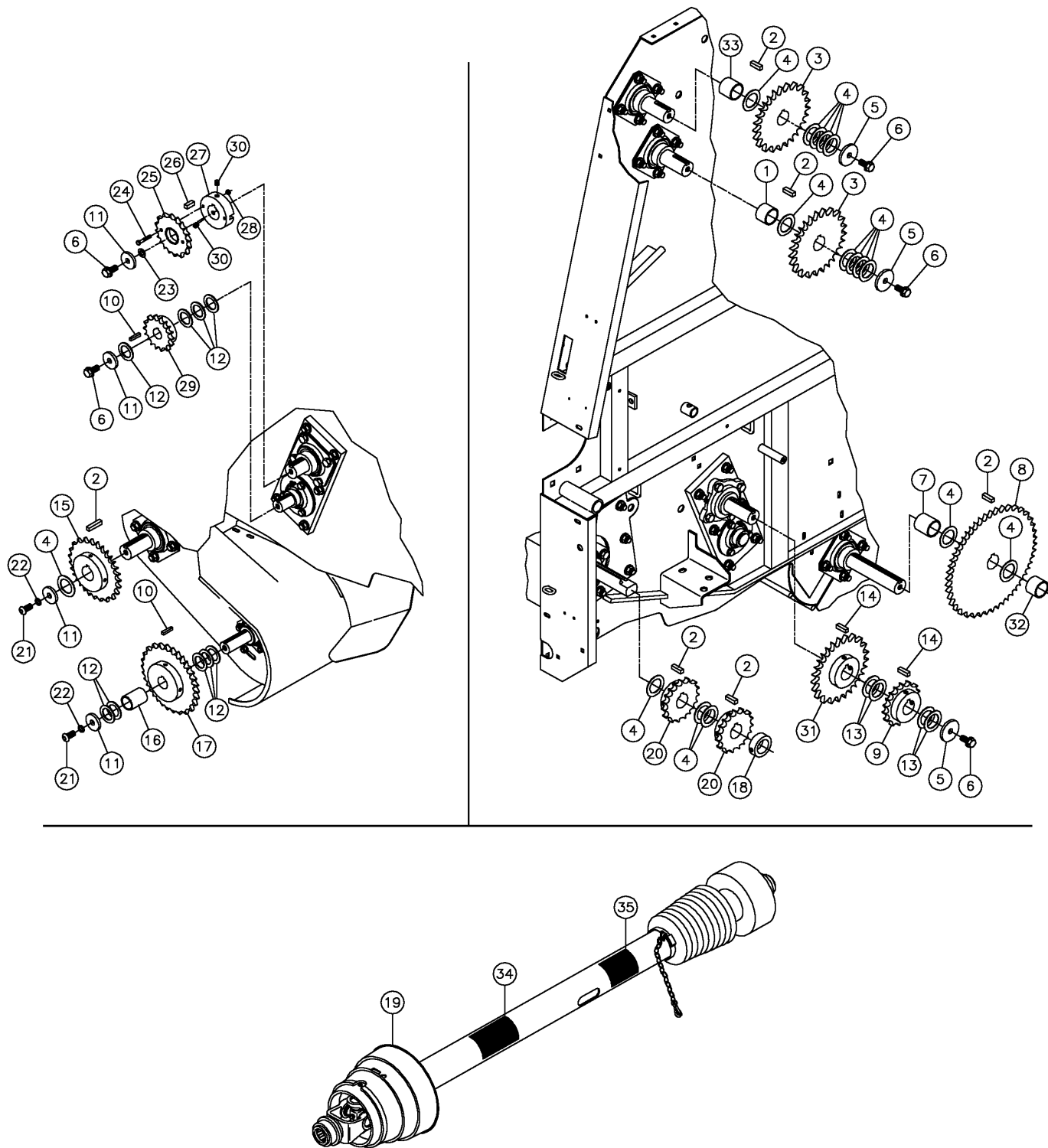
STARTING AND DRIVE ROLLERS ASSEMBLY (CONT.)

Figure 1-8

REF. NO.	PART NO.	DESCRIPTION	QTY.		SERIAL NO.		REMARKS
			554	555	554	555	
1-8	44	508013-001	1	-			
		508129-001	-	1			
1-8	45	501199-001	1	-			
		501200-001	-	1			
1-8	46	510304-016	4	4			
1-8	47	1100-077	1	1			
1-8	48	509736-001	1	1			
1-8	49	510320-301	2	2			
1-8	50	82885-001	1	-			
		86279-001	-	1			
1-8	51	81410-001	1	-			
		81406-001	-	1			
1-8	52	81411-001	1	-			
		81407-001	-	1			
1-8	53	510366-110	7	9			
1-8	54	510308-110	4	4			
1-8	55	510278-001	2	2			
1-8	56	510315-411	4	4			
1-8	57	1081-013	2	2			
1-8	58	5776-001					
		TRACTION TAPE-13.5" RECOMMENDED (SPECIFY LENGTH) (OPTIONAL)	A/R	A/R			
1-8	59	82365-001	2	2			
1-8	60	110456-001	4	-			WIDE PICKUP OPT.
1-8	61	500491-001	2	-			WIDE PICKUP OPT.
1-8	62	510501-461	1	-			WIDE PICKUP OPT.
1-8	63	510501-435	2	-			WIDE PICKUP OPT.
1-8	64	1120-037	2	-			WIDE PICKUP OPT.
1-8	65	510501-434	1	-			WIDE PICKUP OPT.
1-8	66	502472-001	1	-			WIDE PICKUP OPT.
1-8	67	510501-496	1	-			WIDE PICKUP OPT.
1-8	68	510501-540					WIDE PICKUP OPT.
		ROLLER-4' DRUM 1 15/16 SHAFT (BREAKDOWN FIG. 1-31)	1	-			

DRIVE SPROCKET/PTO DRIVELINE ASSEMBLY

Figure 1-9



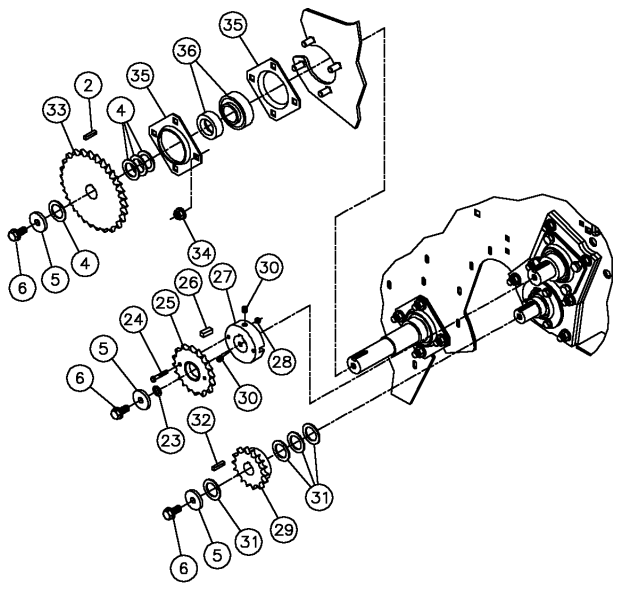
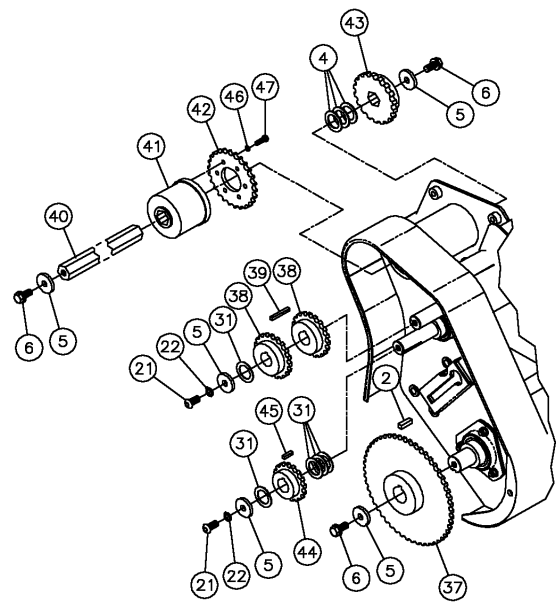
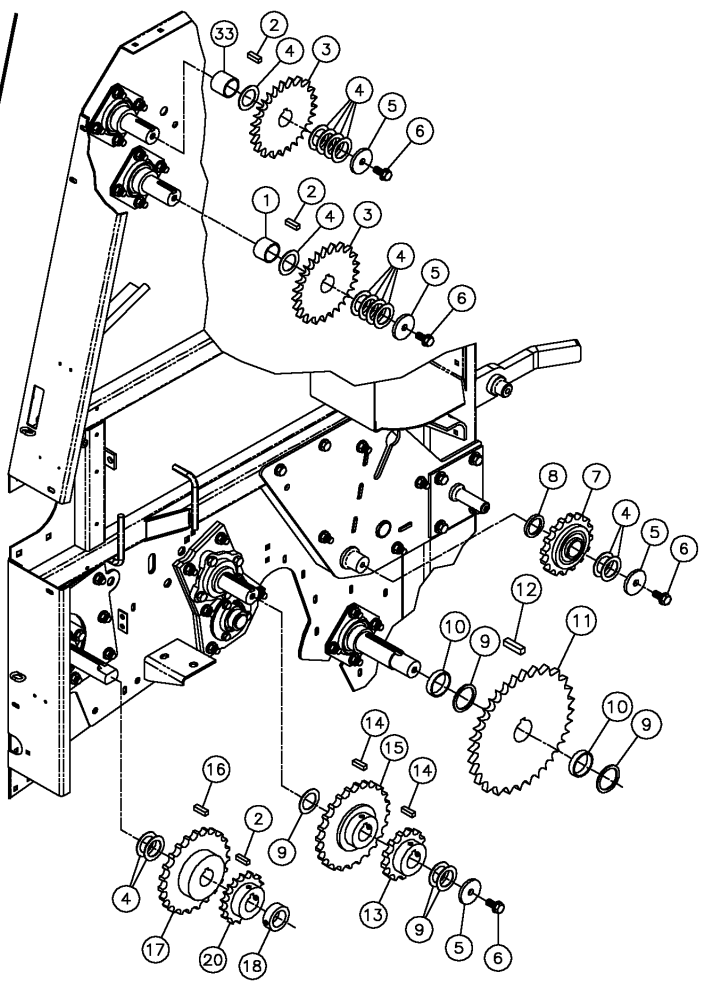
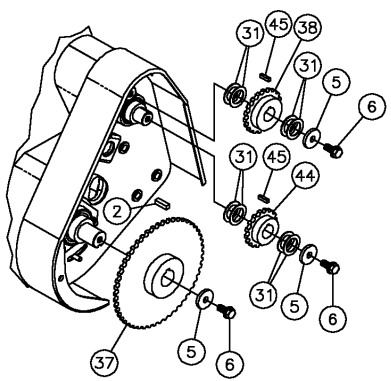
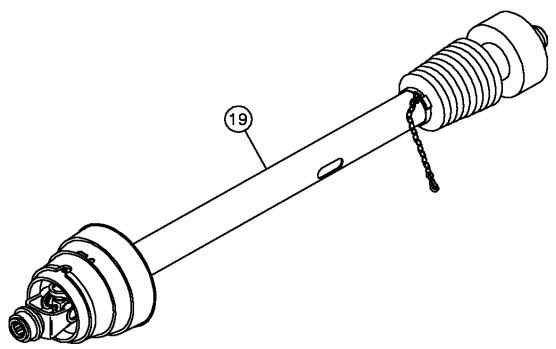
DRIVE SPROCKET/PTO DRIVELINE ASSEMBLY

Figure 1-9

REF. NO.	PART NO.	DESCRIPTION	QTY.		SERIAL NO.		REMARKS
			554	555	554	555	
1-9	1	1100-067	TUBE-1 3/4OD X 12GA.-1 3/8"	1	1		
1-9	2	579-003	HKEYS-3/8X3/8X1 1/4	6	6		
1-9	3	506456-001	SPROCKET-60B 24T 1.5 BORE 3/8 KEY	2	2		
1-9	4	510336-669	WASHER-MCHBSHG-1.50-1.53X2.25-14G-YZ	16	16		
1-9	5	510359-621	WASHER-FLATWRT-.50-.53X2.25-.25-YZ	3	3		
1-9	6	510343-210	SCREW-FLGWZ-.50-13X1.00-GR5-YZ-HWH	5	5		
1-9	7	1100-025	TUBE-1 3/4OD X 12GA.-1 3/4"	1	1		
1-9	8	509543-001	SPROCKET-60BS46H 1 1/2 BLACK	1	1		
1-9	9	2328-057	SPROCKET-60B17H 1 15/16 BORE 1/2 KEY	1	1		
1-9	10	578-003	HKEYS-1/4X1/4X1 1/4	2	2		
1-9	11	510361-621	WASHER-FLATWRT-.50-.53X1.75-.25-YZ	4	4		
1-9	12	510336-667	WASHER-MCHBSHG-1.25-1.28X1.88-14G-YZ	9	9		
1-9	13	510336-679	WASHER-MCHBSHG-2.00-2.03X2.50-14G-YZ	4	4		
1-9	14	580-015	HKEY-1/2X1/2-1 1/4	2	2		
1-9	15	509542-001	SPROCKET-60BS27H 1 1/2 BLACK	1	1		
		2328-045	SPROCKET-60BS32 1.5BORE 3/8KEY	1	1		USED TO SPEED UP PICKUP
1-9	16	1093-001	TUBE-1 1/2"ODX12 GA.-1 3/4"	1	1		
1-9	17	509544-001	SPROCKET-60BS30H 1 1/4 BLACK	1	1		
1-9	18	1500-013	SET COLLAR-1 1/2" (PLATED)	1	1		
1-9	19	507534-001	DRIVELINE-540 CUTOFF/OVERRUNNING CLUTCH (BREAKDOWN FIG. 1-28)	1	1		
1-9	20	509541-001	SPROCKET-60BS23H 1 1/2 BLACK	2	2	101-1213	101-1119
		2328-047	SPROCKET-60BS17 H 1 1/2	2	2	1214&UP	1120&UP
1-9	21	510363-211	SCREW-SBHCS-.50-13X1.00-GR5-YZ	2	2		
1-9	22	510335-711	WASHER-LOCK-.50-.52X.87-.13-YZ	2	2		
1-9	23	510353-625	WASHER-MCHBSHG-.50-.53X.88-18G-YZ	1	1		
1-9	24	510300-015	SCREW-HCS-.25-20X1.50-GR2-YZ	2	2		
1-9	25	90040-001	SPROCKET ASSY (INC. BRONZE BUSHING)	1	1		
		90039-001	BRONZE BUSHING-1 3/4" X 1 1/2" X 15/32"	1	1		
1-9	26	579-001	HKEYS-3/8X3/8X1	1	1		
1-9	27	90042-003	HUB ASSY-SHEAR PIN	1	1		
1-9	28	510313-501	NUT-TLHEX-.25-20-A-YZ	2	2		
1-9	29	2327-027	SPROCKET-60B15H 1 1/4 BORE 1/4 KEY	1	1		
1-9	30	510339-851	SCREW-SQ.SET-.38-16X.50-YZ-CUP	2	2		
1-9	31	2328-061	SPROCKET-60B24T 1.94 BORE 1/2 KEY	1	1		
1-9	32	1100-063	RND TUBE-1 3/4OD X 12GA.-1 1/4	1	1		
1-9	33	1120-007	TUBE-2 1/4OD X 12GA.-1 1/2	1	1		
1-9	34	2326-902	DECAL-PTO ROTATING DRIVE LINE	1	1		
1-9	35	70000-108	DECAL-DANGER SHIELD MISSING	1	1		

DRIVE SPROCKET/PTO DRIVELINE ASSEMBLY - 554XL WIDE PICKUP

Figure 1-9A



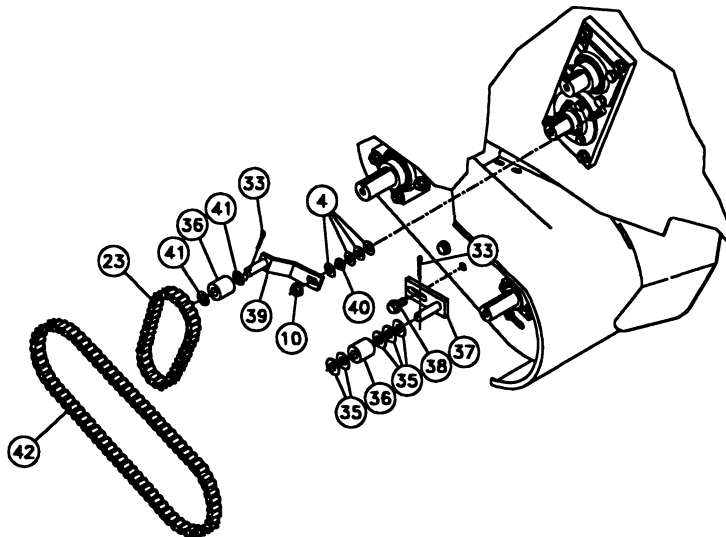
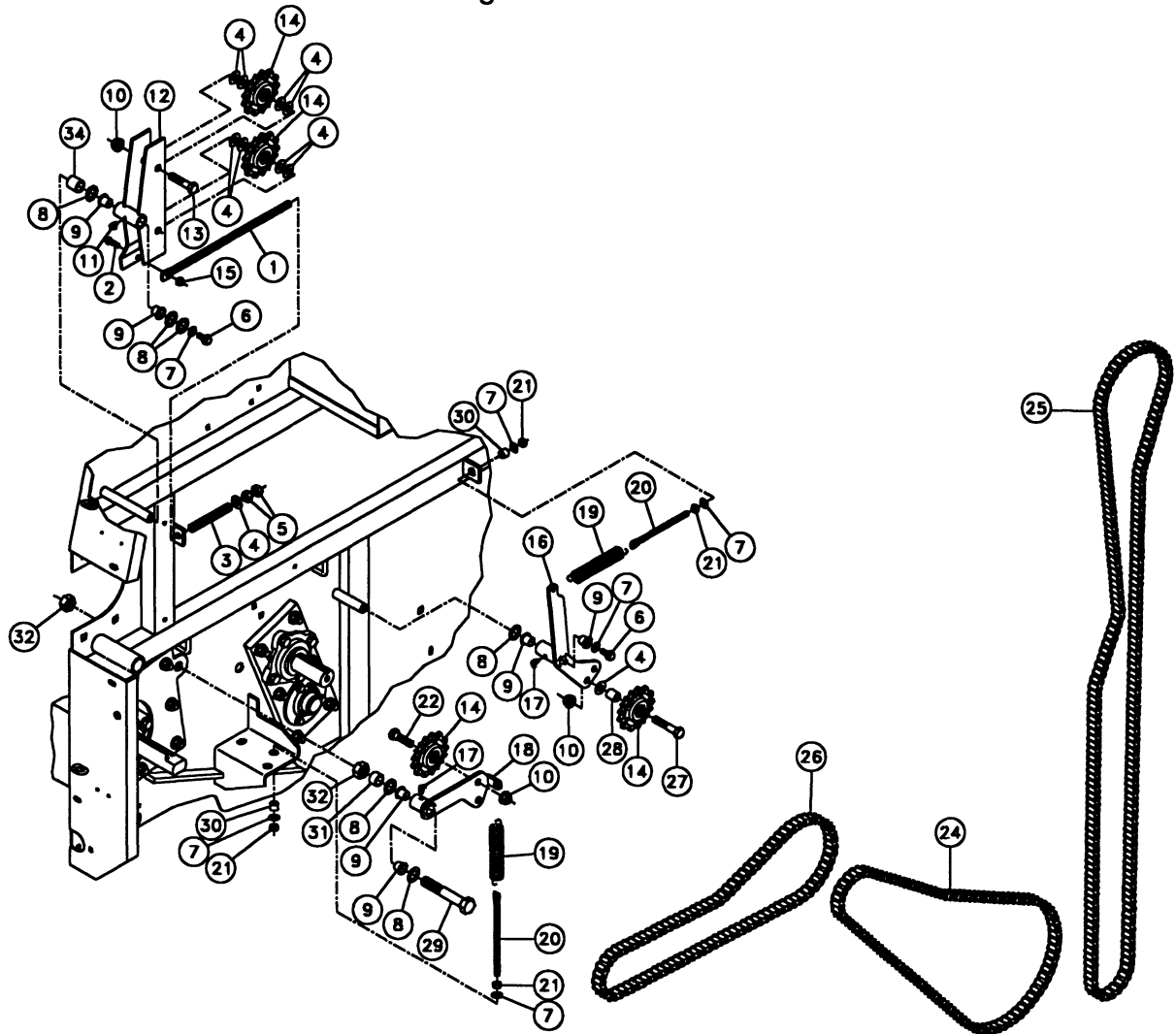
DRIVE SPROCKET/PTO DRIVELINE ASSEMBLY - 554XL WIDE PICKUP

Figure 1-9A

REF. NO.	PART NO.	DESCRIPTION	QTY.	SERIAL NO.	REMARKS
1-9A 1	1100-067	TUBE-1 3/4OD X 12GA.-1 3/8"	1		
1-9A 2	579-003	HKEYS-3/8X3/8X1 1/4	5		
1-9A 3	506456-001	SPROCKET-60B 24T 1.5 BORE 3/8 KEY	2		
1-9A 4	510336-669	WASHER-MCHBSHG-1.50-1.53X2.25-14G-YZ	A/R		
1-9A 5	510361-621	WASHER-FLATWRT-.50-.53X1.75-.25-YZ	14		
1-9A 6	510343-210	SCREW-FLGWZ-.50-13X1.00-GR5-YZ-HWH	11		
1-9A 7	510501-504	IDLER SPROCKET-80B16HT-3.15 BORE	1		
	215-003	BRG.-1 1/2 CYLINDRICAL BOXED	1		
1-9A 8	90568-001	COLLAR-BEARING STOP	1		
1-9A 9	510336-679	WASHER-MCHBSHG-2.00-2.03X2.50-14G-YZ	A/R		
1-9A 10	1120-037	TUBE-2 1/4OD X 12GA.-.50	2		
1-9A 11	2343-009	SPRKT-80B 35H 1 15/16B 1/2KWY	1		
1-9A 12	580-003	HKEY-1/2X1/2X2	1		
1-9A 13	510501-502	SPROCKET-80BS13HT 1.94 BORE 1/2 KEY	1		
1-9A 14	580-001	HKEY-1/2X1/2X1 1/2	2		
1-9A 15	510501-508	SPRKT-80BS24 1.94 BORE 1/2 KEY-3" HUB	1		
1-9A 16	579-009	HKEYS-3/8X3/8X1 3/4	1		
1-9A 17	510501-526	SPROCKET - 80BS23 1.5 BORE 3/8 KEY	1	101-1690	
	510501-500	SPROCKET - 80BS17 1.5 BORE 3/8 KEY	1	1691-&UP	
1-9A 18	1500-013	SET COLLAR-1 1/2" (PLATED)	1		
1-9A 19	507534-001	DRIVELINE-540 CUTOFF/OVERRUNNING CLUTCH (BREAKDOWN FIG. 1-28)	1		
1-9A 20	509541-001	SPROCKET-60BS23H 1 1/2 BLACK	2	101-1690	
	2328-047	SPROCKET-60BS17 H 1 1/2	1	1691-&UP	
1-9A 21	510363-211	SCREW-SBHCS-.50-13X1.00-GR5-YZ	2		
1-9A 22	510335-711	WASHER-LOCK-.50-.52X.87-.13-YZ	2		
1-9A 23	510353-625	WASHER-MCHBSHG-.50-.53X.88-18G-YZ	1		
1-9A 24	510300-015	SCREW-HCS-.25-20X1.50-GR2-YZ	2		
1-9A 25	90040-001	SPROCKET ASSY (INC. BRONZE BUSHING)	1		
	90039-001	BRONZE BUSHING-1 3/4" X 1 1/2" X 15/32"	1		
1-9A 26	579-001	HKEYS-3/8X3/8X1	1		
1-9A 27	90042-003	HUB ASSY-SHEAR PIN	1		
1-9A 28	510313-501	NUT-TLHEX-.25-20-A-YZ	2		
1-9A 29	2327-027	SPROCKET-60B15H 1 1/4 BORE 1/4 KEY	1		
1-9A 30	510339-851	SCREW-SQ.SET-.38-16X.50-YZ-CUP	2		
1-9A 31	510336-667	WASHER-MCHBSHG-1.25-1.28X1.88-14G-YZ	A/R		
1-9A 32	578-003	HKEYS-1/4X1/4X1 1/4	1		
1-9A 33	2328-045	SPROCKET-60BS32 1.5BORE 3/8KEY	1		
1-9A 34	510352-501	NUT-SMFLGCTRLOCK-.50-13-G-YZ	4		
1-9A 35	507496-001	FLANGETTE 80MM NON LUBE PLTD	2		
1-9A 36	212-001	BRG.-1 1/2 SPHERICAL W/COL.	1		
1-9A 37	510501-499	SPROCKET-50BS50 1.5 BORE 3/8 KEY	2		
1-9A 38	510501-597	SPROCKET-50BS21HT - 1 1/4B 1/4KY	3		
1-9A 39	578-011	HKEYS-1/4X1/4X2	1		
1-9A 40	510503-167	JACK SHAFT-HEX	1		
1-9A 41	510501-589	CLUTCH - 3 ROW RADIAL PIN 1 1/4 HEX	1		
1-9A 42	510501-506	SPROCKET-50A26 PICKUP DRIVE	1		
1-9A 43	510502-679	SPROCKET-60B18H - 1 1/4 HEX	1	101-1690	
	510501-571	SPROCKET - 60B 14H 1 1/4 HEX	1	1691-&UP	
1-9A 44	56284-003	SPRKT-50B 16H 1 1/4 BORE	2		
1-9A 45	578-001	HKEYS-1/4X1/4X1	2		
1-9A 46	510335-705	WASHER-LOCK-.31-.33X.59-.08-YZ	6		
1-9A 47	510301-006	SCREW-HCS-.31-18X.75-GR5-YZ	6		

CHAINS/TIGHTENERS ASSEMBLY

Figure 1-10



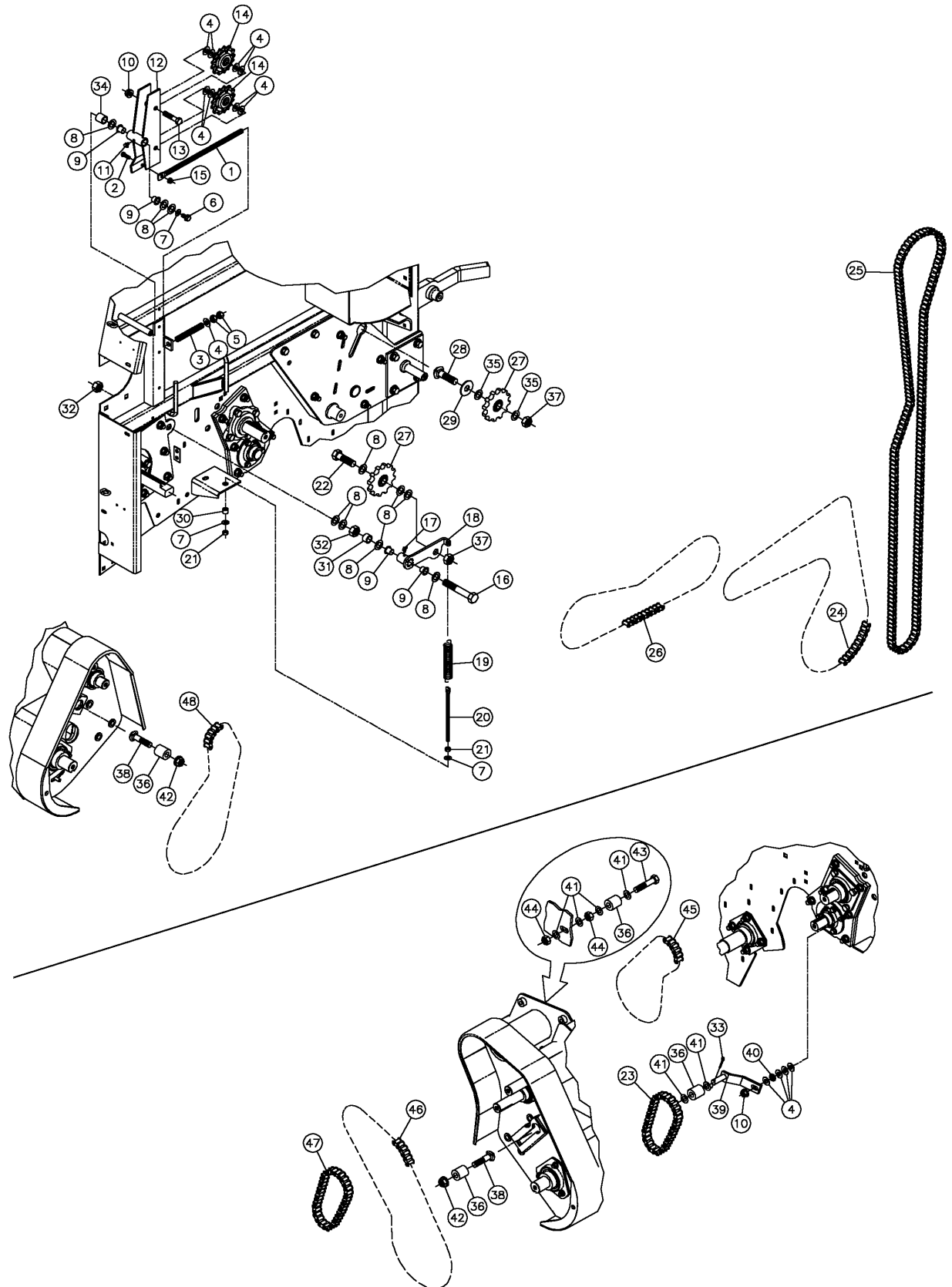
CHAINS/TIGHTENERS ASSEMBLY

Figure 1-10

REF. NO.	PART NO.	DESCRIPTION	QTY.		SERIAL NO.		REMARKS
			554	555	554	555	
1-10	1	510373-209	BOLT-SPADE-.50-13X13.00-GR5-YZ	1	1		
1-10	2	510301-006	SCREW-HCS-.31-18X.75-GR5-YZ	1	1		
1-10	3	1803-013	SPRING - COMP. 15/16 X 9 GA. X 4"	1	1		
1-10	4	510337-611	WASHER-FLATSTD-.50-.56X1.38-.11-YZ	14	14		
1-10	5	510317-301	NUT-HEX-.50-13-GR2-YZ	4	4		
1-10	6	510346-206	SCREW-FLGWZ-.38-16X.75-GR2-YZ	2	2		
1-10	7	510337-607	WASHER-FLATSTD-.38-.44X1.00-.08-YZ	6	6		
1-10	8	510336-691	WASHER-MCHBSHG-.75-.78X1.25-14G-YZ	7	7		
1-10	9	209-001	NYLINER 12 L 12 F	6	6		
1-10	10	510352-501	NUT-SMFLGCTRLOCK-.50-13-G-YZ	4	4		
1-10	11	597-001	ZERK-1/4" NF 90 DEG GREASE	1	1		
1-10	12	86730-003	TIGHTENER ASSY-UPPER FRONT INC. REF. 11)	1	1		
1-10	13	510304-022	SCREW-HCS-.50-13X2.25-GR5-YZ	2	2		
1-10	14	1813-001	SPROCKET - IDLER 60A 15 TOOTH	4	4		
1-10	15	510352-507	NUT-SMFLGTL-.31-18-G-YZ	1	1		
1-10	16	131800-001	TIGHTENER ASSEMBLY (INCLUDES TWO OF REF. 9 & ONE OF REF. 17)	1	1		
1-10	17	596-001	ZERK-1/4" NF 45 DEG GREASE	2	2		
1-10	18	131801-001	TIGHTENER - CHAIN (INCLUDES TWO OF REF. 9 & ONE OF REF. 17)	1	1		
1-10	19	1789-097	SPRING-EXT. 1" OD X 4 1/2" - 1/8 W. ZINC	2	2		
1-10	20	510373-201	BOLT-SPADE-.38-16X5.50-GR5-YZ	2	2		
1-10	21	412-001	NUT-3/8 NC HEX	4	4		
1-10	22	510304-016	SCREW-HCS-.50-13X1.75-GR5-YZ	1	1		
1-10	23	1778-032	CHAIN-RC60-1,32 PITCH W/CONN.	1	1		
1-10	24	1778-094	CHAIN-RC60-1,94 PITCH W/CONN.	1	1		
1-10	25	1778-167	CHAIN-RC60-1,167 PITCH W/CONN.& OFFSE	1	1	101-1213	101-1119
		1778-164	CHAIN-RC60-1,164 PITCH W/CONN.	1	1	1214&UP	1120&UP
1-10	26	1778-072	CHAIN-RC60-1,72 PITCH W/CONN.	1	1	101-1213	101-1119
		1778-069	CHAIN-RC60-1,69 PITCH W/CONN. & OFFSET	1	1	1214&UP	1120&UP
		500145-069	CHAIN-60H-1 69 PITCHES W/CONN.& 0	1	1	1802&UP	1395&UP
1-10	27	510304-026	SCREW-HCS-.50-13X2.75-GR5-YZ	1	1		
1-10	28	1071-047	TUBE-3/4"ODX12 GA.-7/8"	1	1		
1-10	29	510307-044	SCREW-HCS-.75-10X4.50-GR5-YZ	2	2		
1-10	30	12728-019	5/8 OD X 17GA WALL - .50	2	2		
1-10	31	1078-029	TUBE-1"ODX12 GA.-5/8"	1	1		
1-10	32	510320-301	NUT-HEX-.75-10-GR2-YZ	2	2		
1-10	33	510338-809	COTTER PIN-1/8" X 1"-YZ	2	2		
1-10	34	1078-037	TUBE-1"ODX12 GA.-1"	1	1		
1-10	35	510337-615	WASHER-FLATSTD-.63-.69X1.75-.14-YZ	5	5		
1-10	36	2104-001	RYTX BSHG-1 3/8ODX21/32ID-1 1/2 C	2	2		
1-10	37	69606-001	TIGHTENER-PICKUP CHAIN	1	1		
1-10	38	510343-210	SCREW-FLGWZ-.50-13X1.00-GR5-YZ-HWH	1	1		
1-10	39	86836-001	TIGHTENER-START ROLLER CHAIN	1	1		
1-10	40	510317-311	NUT-HEXJAM-.50-13-GR2-YZ	1	1		
1-10	41	510336-699	WASHER-MCHBSHG-.63-.66X1.13-14G-YZ	2	2		
1-10	42	1778-072	CHAIN-RC60-1, 72 PITCH W/CONN.	1	1		
		1773-005	CONN.LINK-60-1SF PKGD.				
		1769-005	ROLLER LINK-60-1 PKGD.				
		1770-005	OFFSET LINK-60-1 PKGD.				
		1773-019	LINK-CONNECTOR RS60 HT SF PKGD				
		1769-019	LINK-ROLLER RS60 HT PKGD				
		1770-021	LINK-OFFSET RS60 HT PKGD				

CHAINS/TIGHTENERS ASSEMBLY - 554XL WIDE PICKUP

Figure 1-10A



CHAINS/TIGHTENERS ASSEMBLY - 554XL WIDE PICKUP

Figure 1-10A

REF. NO.	PART NO.	DESCRIPTION	QTY.	SERIAL NO.	REMARKS
1-10A 1	510373-209	BOLT-SPADE-.50-13X13.00-GR5-YZ	1		
1-10A 2	510301-006	SCREW-HCS-.31-18X.75-GR5-YZ	1		
1-10A 3	1803-013	SPRING - COMP. 15/16 X 9 GA. X 4"	1		
1-10A 4	510337-611	WASHER-FLATSTD-.50-.56X1.38-.11-YZ	A/R		
1-10A 5	510317-301	NUT-HEX-.50-13-GR2-YZ	2		
1-10A 6	510346-206	SCREW-FLGWZ-.38-16X.75-GR2-YZ	1		
1-10A 7	510337-607	WASHER-FLATSTD-.38-.44X1.00-.08-YZ	3		
1-10A 8	510336-691	WASHER-MCHBSHG-.75-.78X1.25-14G-YZ	A/R		
1-10A 9	209-001	NYLINER 12 L 12 F	4		
1-10A 10	510352-501	NUT-SMFLGCTRLOCK-.50-13-G-YZ	3		
1-10A 11	597-001	ZERK-1/4" NF 90 DEG GREASE	1		
1-10A 12	86730-003	TIGHTENER ASSY-UPPER FRONT INC. REF. 11)	1		
1-10A 13	510304-022	SCREW-HCS-.50-13X2.25-GR5-YZ	2		
1-10A 14	1813-001	SPROCKET - IDLER 60A 15 TOOTH	2		
1-10A 15	510352-507	NUT-SMFLGTL-.31-18-G-YZ	1		
1-10A 16	510307-044	SCREW-HCS-.75-10X4.50-GR5-YZ	1		
1-10A 17	596-001	ZERK-1/4" NF 45 DEG GREASE	1		
1-10A 18	510501-588	TIGHTENER - #80 CHAIN LOWER FRONT	1		
1-10A 19	1789-097	SPRING-EXT. 1" OD X 4 1/2" - 1/8 W. ZINC	1		
1-10A 20	510373-201	BOLT-SPADE-.38-16X5.50-GR5-YZ	1		
1-10A 21	412-001	NUT-3/8 NC HEX	2		
1-10A 22	510307-024	SCREW-HCS-.75-10X2.50-GR5-YZ	1		
1-10A 23	1778-032	CHAIN-RC60-1,32 PITCH W/CONN.	1		
1-10A 24	1782-094	CHAIN-80-1 94 PITCHES W/CONN.	1		
1-10A 25	1778-167	CHAIN-RC60-1,167 PITCH W/CONN & OFFSET	1	101-1690	
	1778-164	CHAIN - RC60-1 164 PITCHES W / CONN.	1	1691-	
1-10A 26	1782-060	CHAIN-80-1 60 PITCHES W/CONN.	1	101-1690	
	1782-057	CHAIN-RC80-1, 57 PITCHES W/CONN.& OFFSET	1	1691-	
1-10A 27	1804-001	SPRKT-80A 12 IDLER W/3/4 BRG.	2		
1-10A 28	510312-126	BOLT-CARG.-.75-10X2.75-GR5-YZ	1		
1-10A 29	510337-617	WASHER-FLATSTD-.75-.81X2.00-.15-YZ	A/R		
1-10A 30	12728-019	5/8 OD X 17GA WALL - .50	1		
1-10A 31	1078-029	TUBE-1"ODX12 GA.-5/8"	1		
1-10A 32	510320-301	NUT-HEX-.75-10-GR2-YZ	2		
1-10A 33	510338-809	COTTER PIN-1/8" X 1"-YZ	1		
1-10A 34	1078-037	TUBE-1"ODX12 GA.-1"	1		
1-10A 35	235717-001	WASHER-3/4 FLAT HARDENED YELLOW ZINC	2		
1-10A 36	2104-001	RYTX BSHG-1 3/8ODX21/32ID-1 1/2 C	4		
1-10A 37	510321-501	NUT-TLHEX-.75-10-B-YZ	2		
1-10A 38	510311-130	BOLT-CARG.-.63-11X3.00-GR5-YZ	2		
1-10A 39	86836-001	TIGHTENER-START ROLLER CHAIN	1		
1-10A 40	510317-311	NUT-HEXJAM-.50-13-GR2-YZ	1		
1-10A 41	510336-699	WASHER-MCHBSHG-.63-.66X1.13-14G-YZ	6		
1-10A 42	510352-513	NUT-SMFLGTL-.63-11-G-YZ	2		
1-10A 43	510306-034	SCREW-HCS-.63-11X3.50-GR5-YZ	1		
1-10A 44	510319-301	NUT-HEX-.63-11-GR2-YZ	2		
1-10A 45	1778-049	CHAIN-60-1 49 PITCHES W/CONN & OFFSET	1	101-1690	
	1778-048	CHAIN-RC60-1, 48 PITCHES W/CONN.	1	1691-	
1-10A 46	1776-097	CHAIN-50-1 97 PITCHES W/CONN & OFFSET	1		
1-10A 47	1776-032	CHAIN-50-1 32 PITCHES W/CONN	1		
1-10A 48	1776-081	CHAIN-50-1 81 PITCHES W/CONN & OFFSET	1		

MISC. LINKS FOR 50-1 CHAIN

1773-003	CONN.LINK-50-1SF PKGD.
1769-003	ROLLER LINK-50-1 PKGD.
1770-003	OFFSET LINK-50-1 PKGD.

MISC. LINKS FOR 60-1 CHAIN

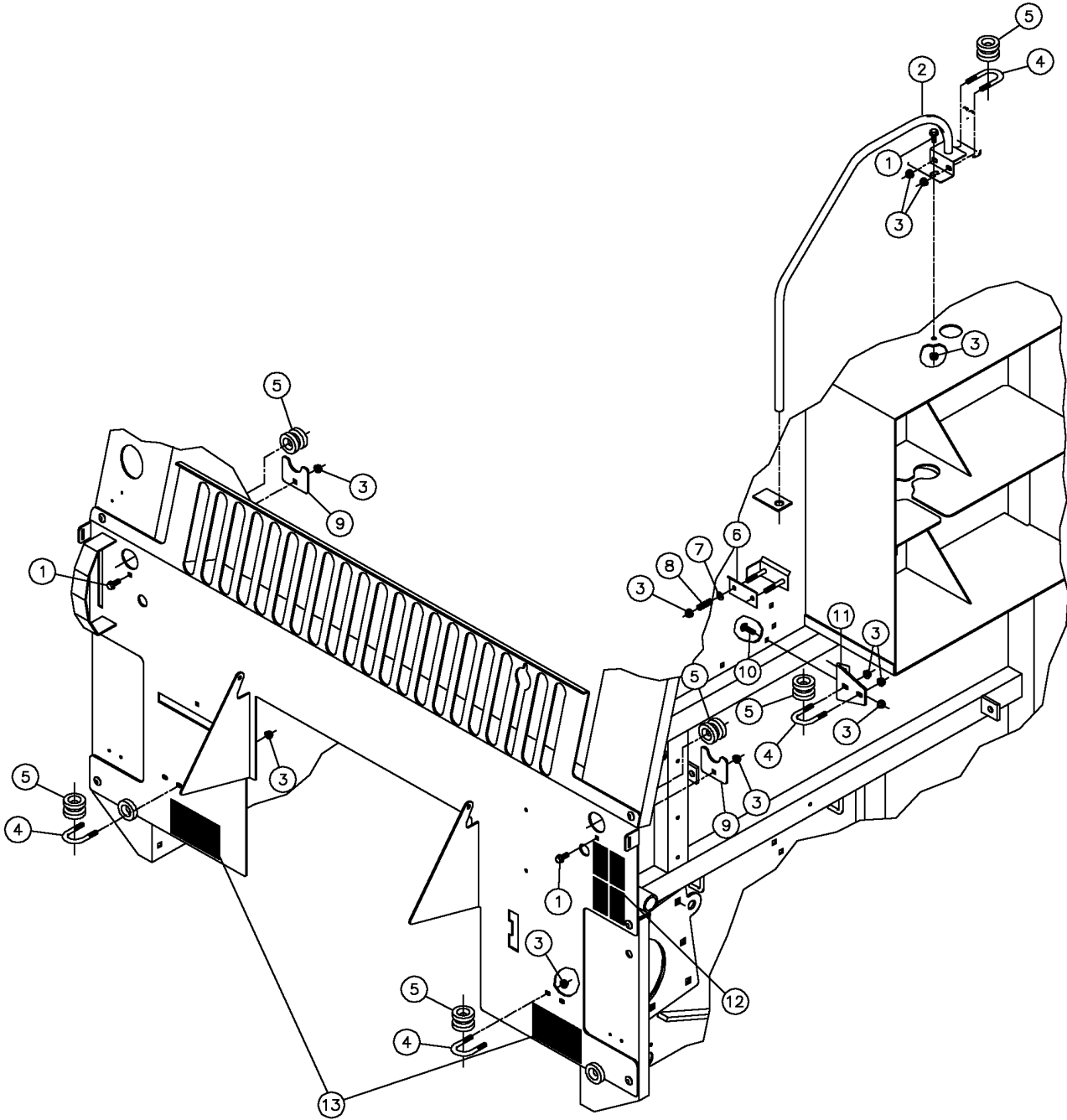
1773-005	CONN.LINK-60-1SF PKGD.
1769-005	ROLLER LINK-60-1 PKGD.
1770-005	OFFSET LINK-60-1 PKGD.
510-057	PIN-COTTER 5/64X1/2 RC60CONLNK

MISC. LINKS FOR 80-1 CHAIN

1773-009	CONN.LINK-80-1SF PKGD.
1769-009	ROLLER LINK-80-1 PKGD.
1770-009	OFFSET LINK-80-1 PKGD.
510-055	PIN-COTTER 3/32X1/2 RC80CONLNK

TWINE ROUTING ASSEMBLY (SER. NO. 101-999)

Figure 1-11



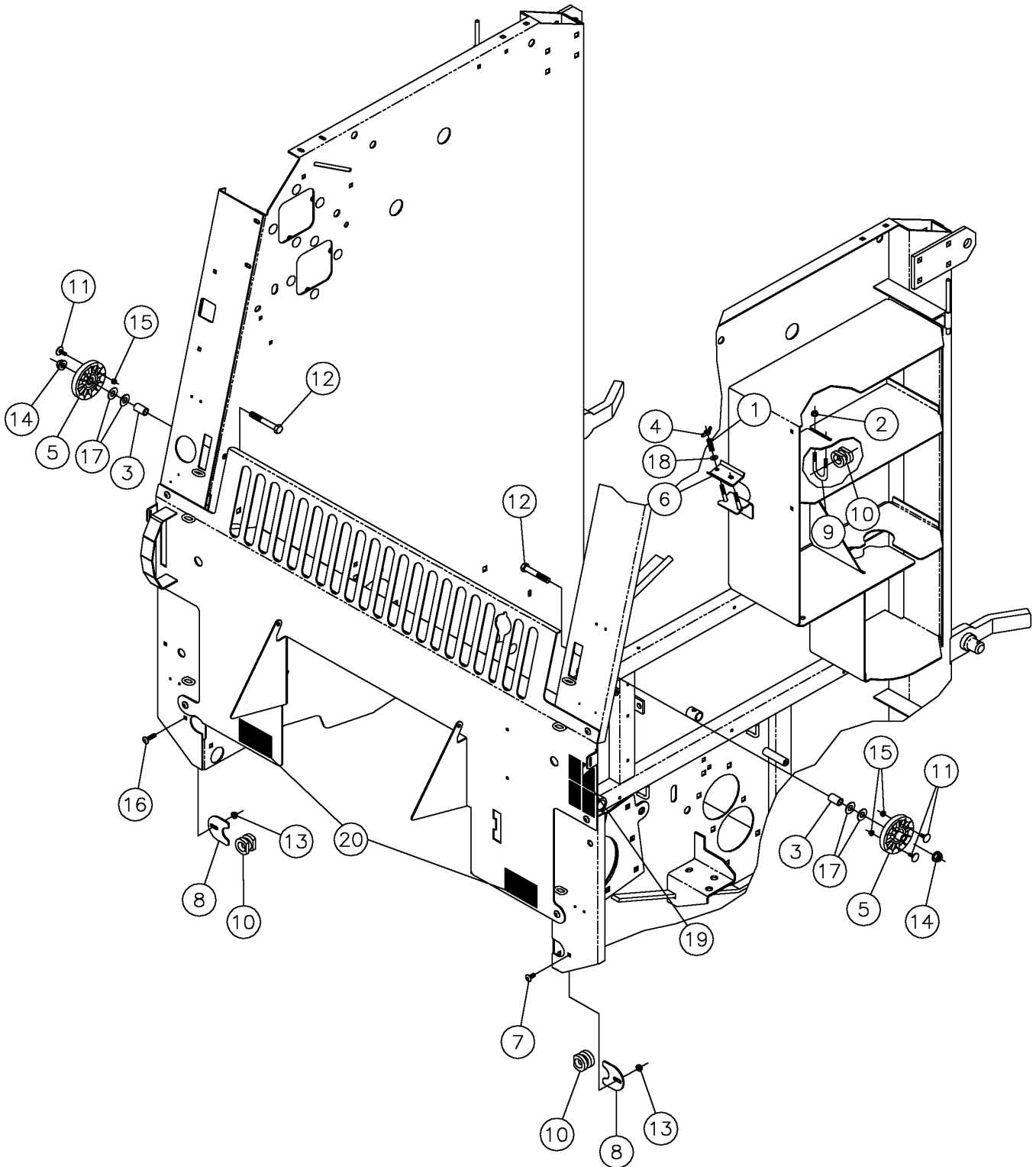
TWINE ROUTING ASSEMBLY (SER. NO. 101-999)

Figure 1-11

REF. NO.	PART NO.	DESCRIPTION	QTY.		SERIAL NO.		REMARKS
			554	555	554	555	
1-11	1	510345-206	4	4			
1-11	2	509451-001	2	2			
1-11	3	510352-507	24	24			
1-11	4	559-001	6	6			
1-11	5	90196-001	8	8			
1-11	6	502132-001	2	2			
1-11	7	510337-605	4	4			
1-11	8	1803-187	4	4			
1-11	9	509457-001	2	2			
1-11	10	510308-106	4	4			
1-11	11	507945-001	2	2			
1-11	12	7000B-824	1	1			
1-11	13	70000-447	2	2			

TWINE ROUTING ASSEMBLY (SER. NO. 1000 & UP)

Figure 1-11



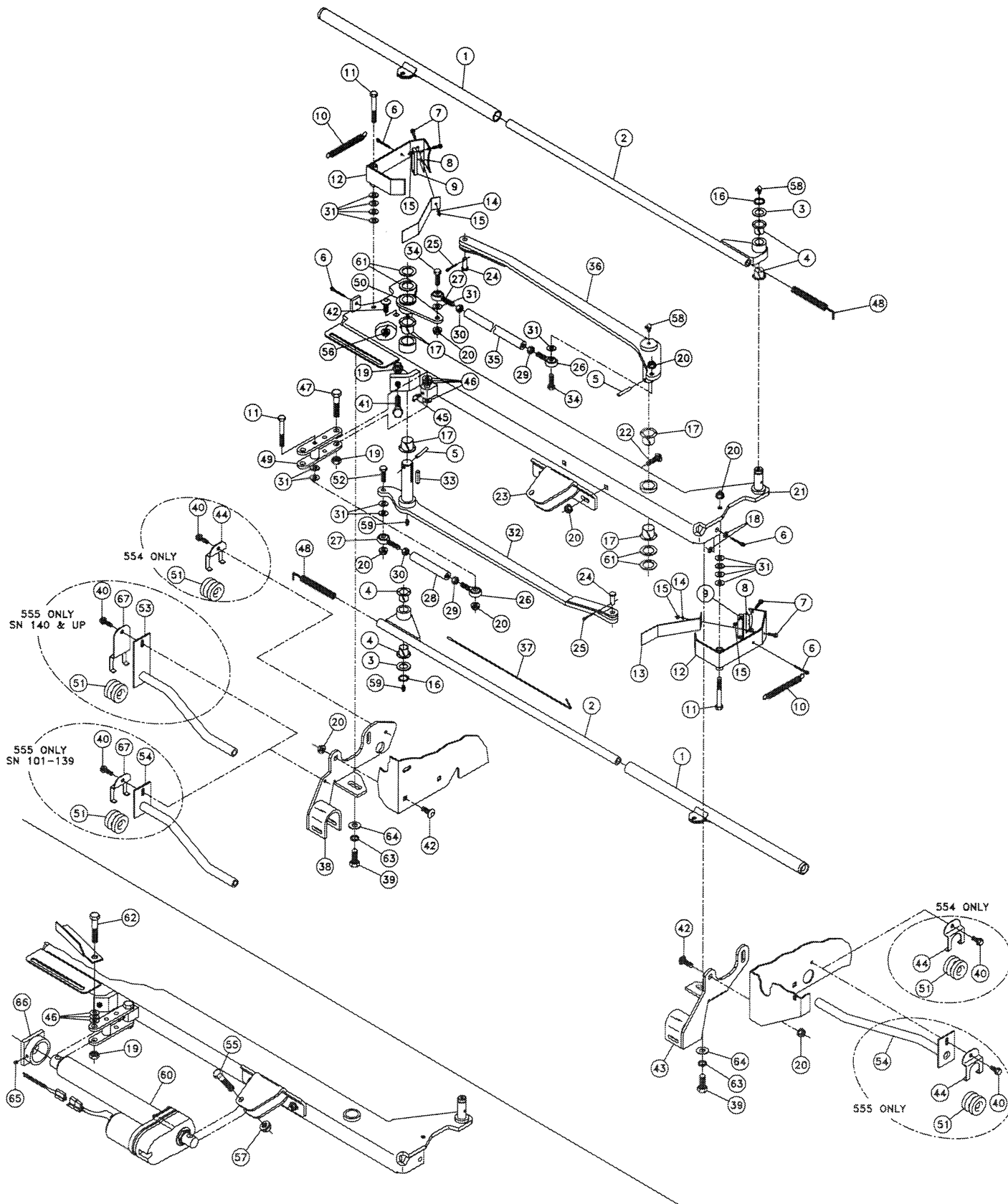
TWINE ROUTING ASSEMBLY (SER. NO. 1000 & UP)

Figure 1-11

REF. NO.	PART NO.	DESCRIPTION	QTY.		SERIAL NO.		REMARKS
			554	555	554	555	
1-11	1	1803-187	4	4			
1-11	2	510352-507	4	4			
1-11	3	1073-089	2	2			
1-11	4	510500-501	4	4			
1-11	5	510500-311	2	2			
1-11	6	510472-001	2	2			
1-11	7	510366-110	1	1			
1-11	8	509457-001	2	2			
1-11	9	559-001	2	2			
1-11	10	90196-001	4	4			
1-11	11	113551-006	3	3			
1-11	12	510304-034	2	2			
1-11	13	510314-401	2	2			
1-11	14	510352-501	2	2			
1-11	15	510352-505	3	3			
1-11	16	510366-114	1	1			
1-11	17	510353-625	A/R	A/R			
1-11	18	510360-631	4	4			
1-11	19	7000B-824	1	1			
1-11	20	70000-447	2	2			

TWINE TIE ASSEMBLY (SER. NO. 101-999)

Figure 1-12



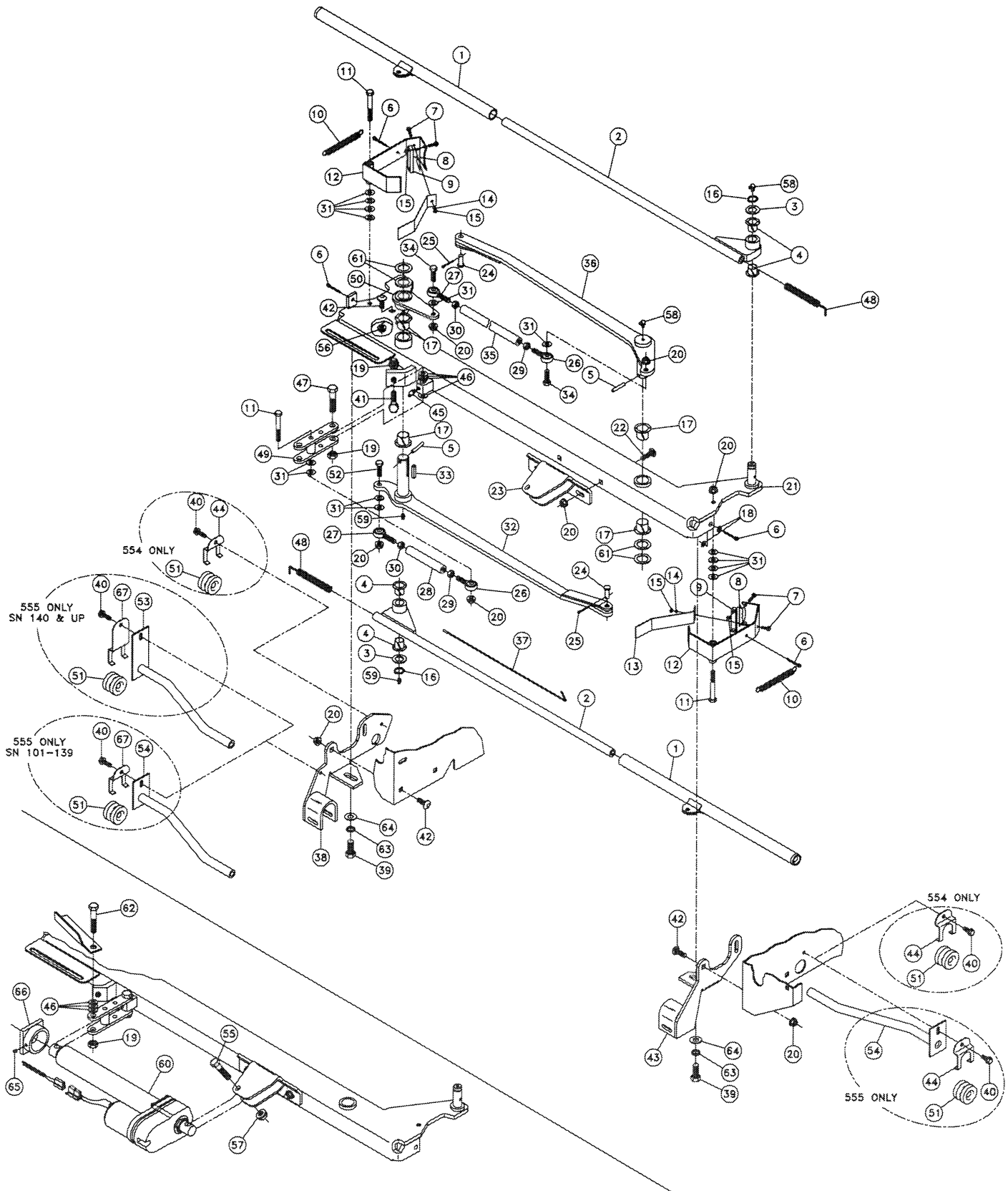
TWINE TIE ASSEMBLY (SER. NO. 101-999)

Figure 1-12

REF. NO.	PART NO.	DESCRIPTION	QTY.		SERIAL NO.		REMARKS
			554	555	554	555	
1-12	1	108256-001	2	2			
1-12	2	500488-001	2	2			
1-12	3	510336-691	2	2			
1-12	4	209-001	4	4			
1-12	5	510342-801	2	2			
1-12	6	510338-821	4	4			
1-12	7	510357-010	6	6			
1-12	8	104196-001	2	2			
1-12	9	75965-001	2	2			
1-12	10	1789-017	2	2			
1-12	11	510302-030	3	3			
1-12	12	108232-001	2	-			
		509201-001	-	2			
1-12	13	108224-001	2	-			
		108225-001	-	2			
1-12	14	510335-701	2	2			
1-12	15	510312-301	6	6			
1-12	16	509349-001	2	2			
1-12	17	209-003	4	4			
1-12	18	510337-601	2	2			
1-12	19	510317-311	3	3			
1-12	20	510352-503	12	12			
1-12	21	508027-001	1	-			
		508181-001	-	1			
1-12	22	510308-112	2	2			
1-12	23	108248-001	1	1	101-169	101-139	
		509638-001	1	1	170-999	140-999	
1-12	24	2110-037	2	2			
1-12	25	510338-813	2	2			
1-12	26	121111-005	2	2			
1-12	27	1492-001	2	2			
1-12	28	121112-003	1	1			
		121112-001	-	1			
		(INC. REF. 26,27,28,29,& 30)	1	1			
1-12	29	121111-007	2	2			
1-12	30	446-001	2	2			
1-12	31	510337-635	2	2			
1-12	32	509235-001	1	-			
		509237-001	-	1			
1-12	33	578-003	1	1			
1-12	34	510302-012	2	2			
1-12	35	121132-003	1	-			
		121132-001	-	1			
		(INC. REF. 26,27,29,30,&35)	1	-			
		121111-003	-	1			
		121111-001	-	1			
		(INC. REF. 26,27,29,30,&35)	-	1			
1-12	36	119083-001	1	-			
		119084-001	-	1			
1-12	37	91405-001	1	1			
1-12	38	505992-001	1	1	101-169	101-139	
		509744-001	1	1	170-999	140-999	
1-12	39	510304-012	2	2			
1-12	40	510301-094	2	2			
1-12	41	510304-014	1	1			
1-12	42	510308-110	5	5			
1-12	43	505991-001	1	1	101-169	101-139	
		509743-001	1	1	170-999	140-999	
1-12	44	127428-001	2	1			
1-12	45	596-001	1	1			

TWINE TIE ASSEMBLY (CONT.) (SER. NO. 101-999)

Figure 1-12



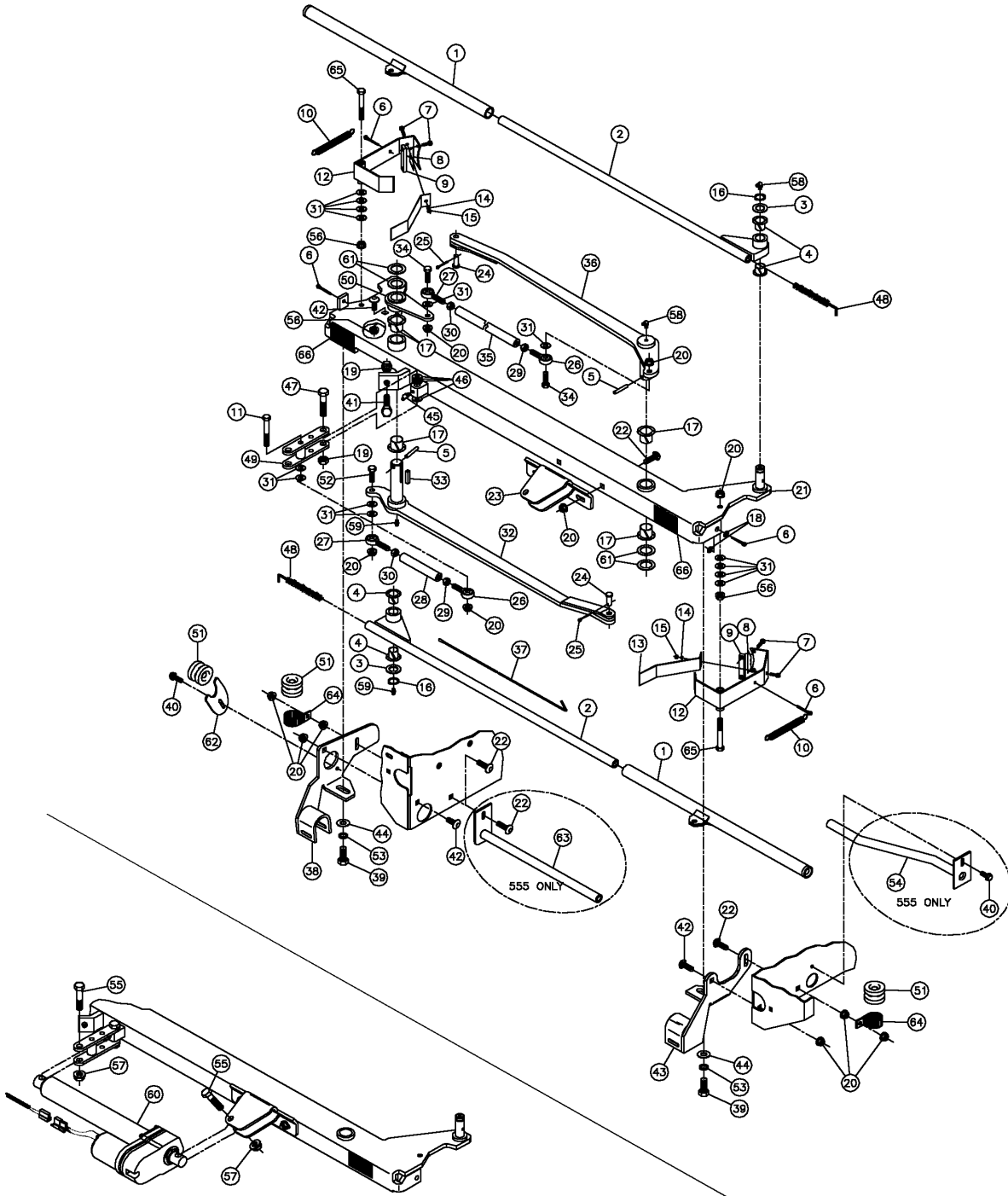
TWINE TIE ASSEMBLY (CONT.) (SER. NO. 101-999)

Figure 1-12

REF. NO.	PART NO.	DESCRIPTION	QTY.		SERIAL NO.		REMARKS
			554	555	554	555	
1-12 46	510353-625	WASHER-MCHBSHG-.50-.53X.88-18G-YZ	7	7			
1-12 47	510358-210	SCREW-HCS-.50-13X2.13-GR5-YZ-SP-2A	1	1			
1-12 48	93412-001	RETARDER - TWINE SNAP	2	2			
1-12 49	108236-001	CRANK-ACTUATOR	1	1			
1-12 50	509234-001	ARM-CRANK	1	1			
1-12 51	90196-001	INSULATOR-PORCELIN 1/2ID	2	2			
1-12 52	510302-014	SCREW-HCS-.38-16X1.50-GR5-YZ	1	1			
1-12 53	127452-001	TUBE-TWINE GUIDE	-	1		140-999	
1-12 54	509482-001	TUBE-TWINE GUIDE	-	2		101-139	
	127451-001	TUBE-TWINE GUIDE	-	1		140-999	
1-12 55	510304-022	SCREW-HCS-.50-13X2.25-GR5-YZ	1	1			
1-12 56	510315-411	NUT-HEXFLGL-.38-16-GR2-YZ	1	1			
1-12 57	510352-501	NUT-SMFLGCTRLOCK-.50-13-G-YZ	1	1			
1-12 58	597-001	ZERK-1/4" NF 90 DEG. GREASE	2	2			
1-12 59	598-001	ZERK-1/4" NF ST GREASE	2	2			
1-12 60	95892-001	ACTUATOR-8" STROKE	1	1			
	68234-003	MOTOR FOR ACTUATOR	1	1			
	68234-011	COVER TUBE REPLACEMENT	1	1			
	68234-007	REAR HOUSING REPLACEMENT	1	1			
	68234-019	GASKET-ACTUATOR	1	1			
	68234-009	SEALING KIT	1	1			
1-12 61	510336-665	WASHER-M.B.-1.00-1.03X1.50-14G-YZ	4	4			
1-12 62	510304-024	SCREW-HCS-.50-13X2.50-GR5-YZ	1	1			
1-12 63	510335-711	WASHER-LOCK.50-.52X.87-.13-YZ	2	2			
1-12 64	510337-611	WASHER-FLTSTD-.50-.56X1.38-.11-YZ	2	2			
1-12 65	523-001	SCREW-1/4-20X3/8 SOCKET HD. SET	1	1			
1-12 66	510021-001	STOP-ACTUATOR RETRACT	1	1			
1-12 67	127403-001	CLIP-INSULATOR MOUNT-LONG	-	1		140-999	

TWINE TIE ASSEMBLY (SER. NO. 1000 & UP)

Figure 1-12



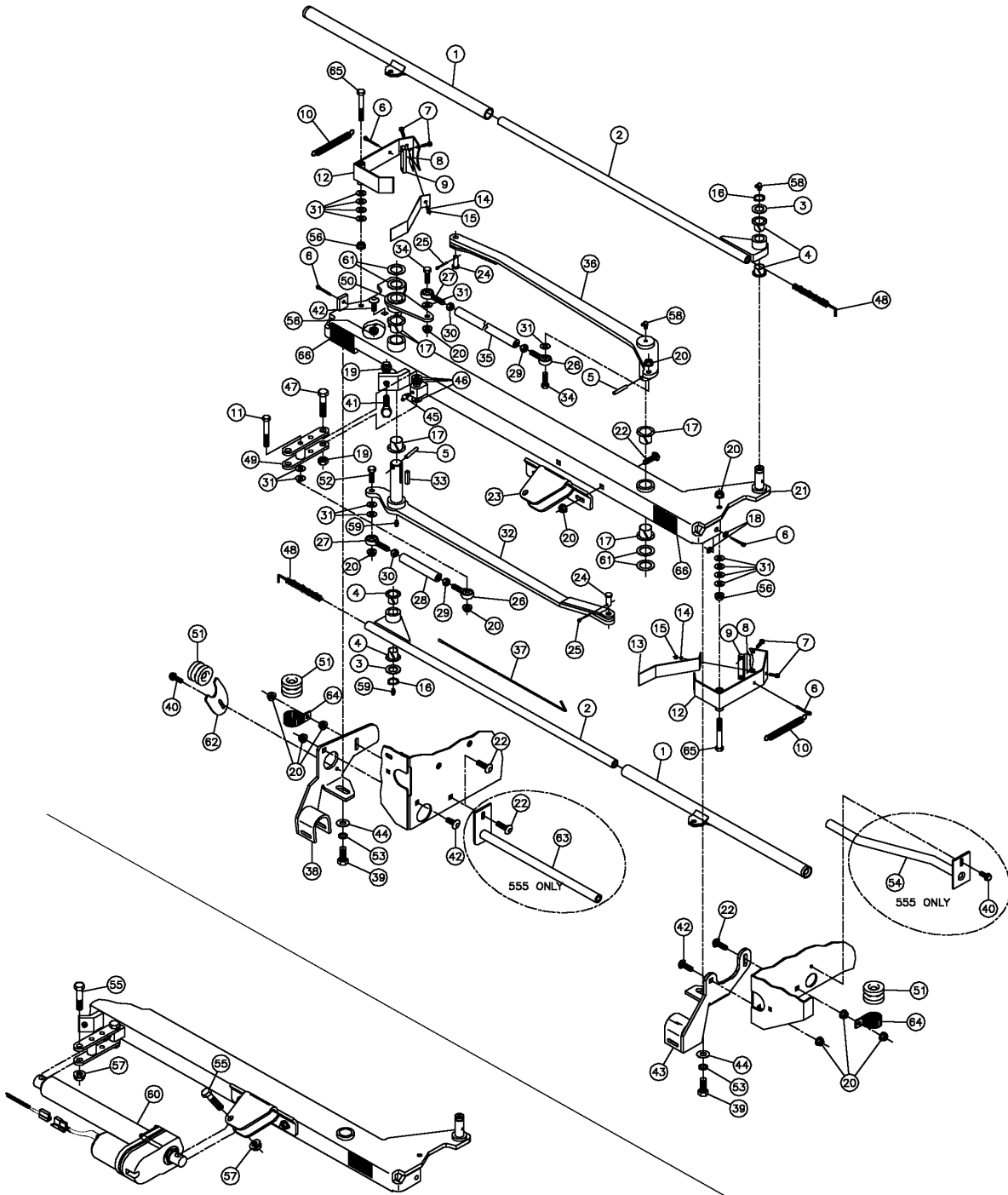
TWINE TIE ASSEMBLY (SER. NO. 1000 & UP)

Figure 1-12

REF. NO.	PART NO.	DESCRIPTION	QTY.		SERIAL NO.		REMARKS
			554	555	554	555	
1-12	1	108256-001	2	2			
1-12	2	500488-001	2	2			
1-12	3	510336-691	2	2			
1-12	4	209-001	4	4			
1-12	5	510342-801	2	2			
1-12	6	510338-821	4	4			
1-12	7	510357-010	6	6			
1-12	8	104196-001	2	2			
1-12	9	75965-001	2	2			
1-12	10	1789-017	2	2			
1-12	11	510302-030	1	1			
1-12	12	108232-001	2	-			
		509201-001	-	2			
1-12	13	108224-001	2	-			
		108225-001	-	2			
1-12	14	510335-701	2	2			
1-12	15	510312-301	2	2			
1-12	16	509349-001	2	2			
1-12	17	209-003	4	4			
1-12	18	510337-601	2	2			
1-12	19	510317-311	3	3			
1-12	20	510352-503	14	14			
1-12	21	508027-001	1	-			
		508181-001	-	1			
1-12	22	510308-112	4	4			
1-12	23	509638-001	1	1			
1-12	24	510380-837	2	2			
1-12	25	510338-813	2	2			
1-12	26	121111-005	2	2			
1-12	27	1492-001	2	2			
1-12	28	121112-003	1	1			
		121112-001					
		(INC. REF. 26,27,28,29,& 30)	1	1			
1-12	29	510030-301	2	2			
1-12	30	510029-301	2	2			
1-12	31	510337-635	A/R	A/R			
1-12	32	509235-001	1	-			
		509237-001	-	1			
1-12	33	578-003	1	1			
1-12	34	510302-012	2	2			
1-12	35	121132-003	1	-			
		121132-001					
		(INC. REF. 26,27,29,30,&35)	1	-			
		121111-003	-	1			
		121111-001					
		(INC. REF. 26,27,29,30,&35)	-	1			
1-12	36	119083-001	1	-			
		119084-001	-	1			
1-12	37	91405-001	1	1			
1-12	38	510500-811	1	1			
1-12	39	510304-012	2	2			
1-12	40	510301-094	2	2			
1-12	41	510304-014	1	1			
1-12	42	510308-110	3	3			
1-12	43	509743-001	1	1			
1-12	44	510337-611	2	2			
1-12	45	596-001	1	1			

TWINE TIE ASSEMBLY (SER. NO. 1000 & UP)

Figure 1-12



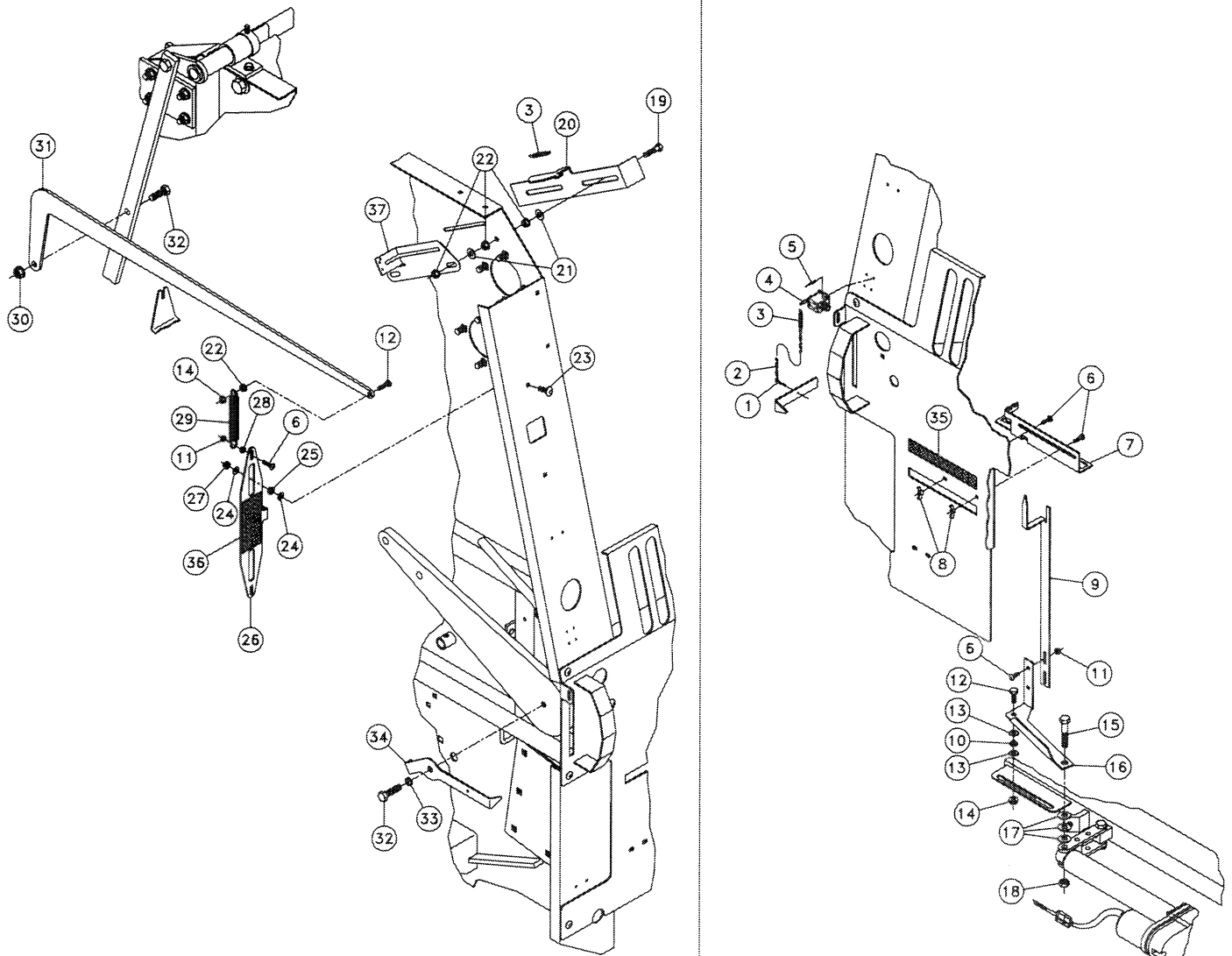
TWINE TIE ASSEMBLY (CONT.) (SER. NO. 1000 & UP)

Figure 1-12

REF. NO.	PART NO.	DESCRIPTION	QTY.		SERIAL NO.		REMARKS
			554	555	554	555	
1-12 46	510353-625	WASHER-MCHBSHG-.50-.53X.88-18G-YZ	4	4			
1-12 47	510358-210	SCREW-HCS-.50-13X2.13-GR5-YZ-SP-2A	1	1			
1-12 48	93412-001	RETARDER - TWINE SNAP	2	2			
1-12 49	108236-001	CRANK-ACTUATOR	1	1			
1-12 50	509234-001	ARM-CRANK	1	1			
1-12 51	90196-001	INSULATOR-PORCELIN 1/2ID	3	3			
1-12 52	510302-014	SCREW-HCS-.38-16X1.50-GR5-YZ	1	1			
1-12 53	510335-711	WASHER-LOCK.50-.52X.87-.13-YZ	2	2			
1-12 54	127451-001	TUBE-TWINE GUIDE	-	1			
1-12 55	510304-022	SCREW-HCS-.50-13X2.25-GR5-YZ	2	2			
1-12 56	510315-411	NUT-HEXFLGL-.38-16-GR2-YZ	3	3			
1-12 57	510352-501	NUT-SMFLGCTRLOCK-.50-13-G-YZ	2	2			
1-12 58	597-001	ZERK-1/4" NF 90 DEG. GREASE	2	2			
1-12 59	598-001	ZERK-1/4" NF ST GREASE	2	2			
1-12 60	95892-020	ACTUATOR-8" STROKE	1	1			
	68234-003	MOTOR FOR ACTUATOR	1	1			
	68234-011	COVER TUBE REPLACEMENT	1	1			
	68234-007	REAR HOUSING REPLACEMENT	1	1			
	68234-019	GASKET-ACTUATOR	1	1			
	68234-009	SEALING KIT	1	1			
1-12 61	510336-665	WASHER-M.B.-1.00-1.03X1.50-14G-YZ	4	4			
1-12 62	509457-001	CLIP-TWINE INSULATOR	1	1			
1-12 63	508837-001	GUIDE-TWINE	-	1			
1-12 64	503061-001	CLAMP-1 1/2 INSULATED HOSE	2	2			
1-12 65	510302-032	SCREW-HCS-.38-16X3.00-GR5-YZ	2	2			
1-12 66	7000B-749	DECAL - WARNING-TWINE CUTTING	2	2			

INDICATOR ASSEMBLY (SER. NO. 101-999)

Figure 1-13



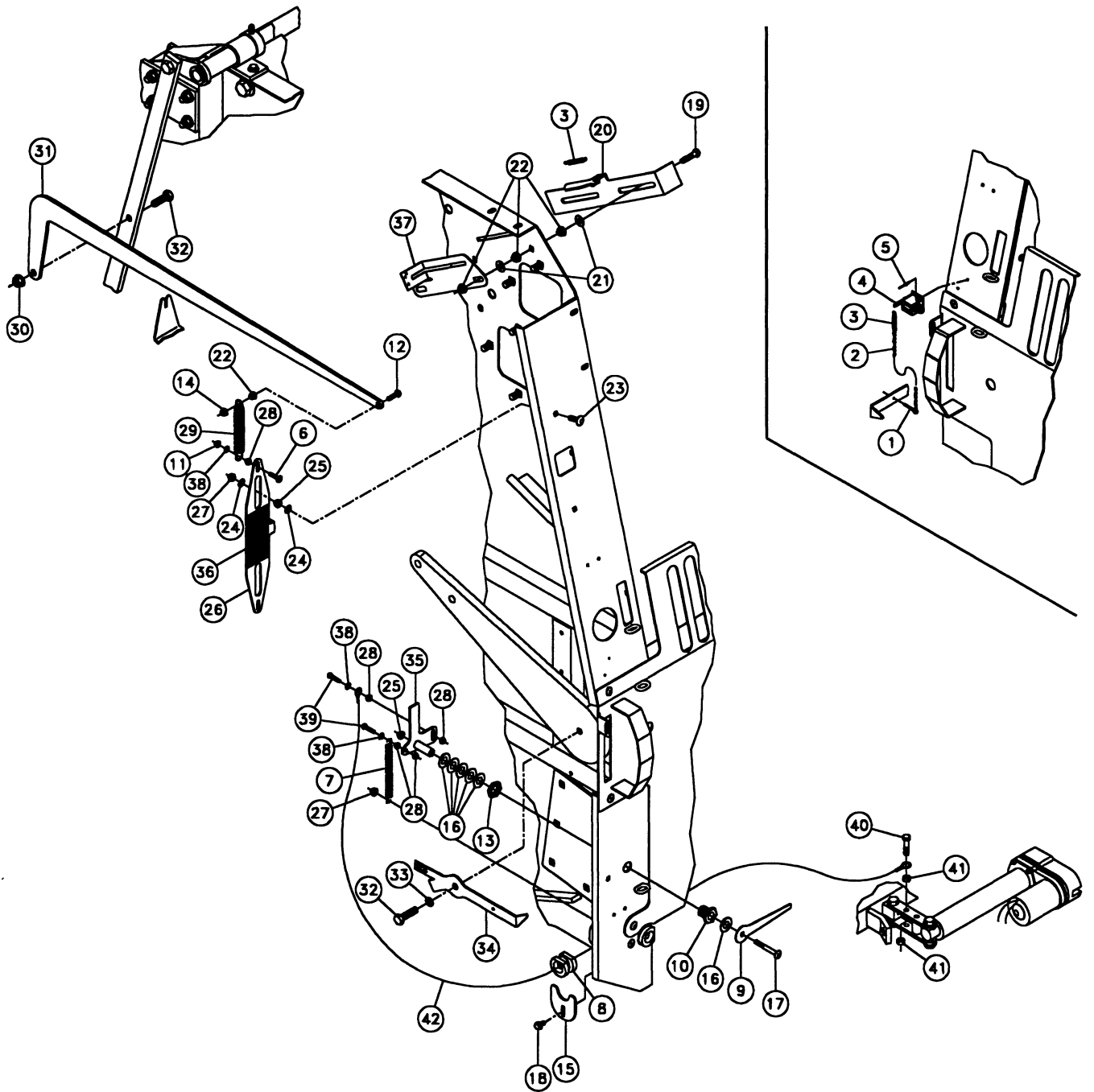
INDICATOR ASSEMBLY (SER. 101-999)

Figure 1-13

REF. NO.	PART NO.	DESCRIPTION	QTY.		SERIAL NO.		REMARKS
			554	555	554	555	
1-13	1	510338-821	COTTER PIN-3/16" X 1" - YZ	1	1		
1-13	2	69277-003	CHAIN-16GA-4 1/2" (LOAD LIM 10#)	1	1		
1-13	3	1789-059	SPRING-EXT. 5/16 OD X 1 7/8 GA 24	2	2		
1-13	4	1816-001	RESET COUNTER	1	1		
1-13	5	547-001	POP RIVET-SS44D	2	2		
1-13	6	510308-156	BOLT-CARG-.25-20X.75-GR5-YZ	5	5		
1-13	7	509756-001	GUIDE-TWINE TIE INDICATOR	1	1		
1-13	8	510367-551	NUT-WING-.25-20-GR2-YZ	2	2		
1-13	9	509755-001	INDICATOR-TWINE TIE	1	1	101-169	101-139
		509639-001	INDICATOR-TWINE TIE	1	1	170-999	140-999
1-13	10	510315-311	NUT-HEXJAM-.38-16-GR2-YZ	1	1		
1-13	11	510352-505	NUT-SMFLGTL-.25-20-G-YZ	3	3		
1-13	12	510302-010	SCREW-HCS-.38-16X1.00-GR5-YZ	2	2		
1-13	13	510337-635	WASHER-FLATSAE-.38-.41X.81-16G-YZ	2	2		
1-13	14	510352-503	NUT-SMFLGTL-.38-16-G-YZ	2	2		
1-13	15	510304-024	SCREW-HCS-.50-13X2.50-GR5-YZ	1	1		
1-13	16	509757-001	LINK-TWINE TIE INDICATOR 554	1	-		
		509758-001	LINK-TWINE TIE INDICATOR 555	-	1		
1-13	17	510353-625	WASHER-MCHBSHG-.50-.53X.88-18G-YZ	3	3		
1-13	18	510317-311	NUT-HEXJAM-.50-13-GR2-YZ	1	1		
1-13	19	510302-014	SCREW-HCS-.38-16X1.50-GR5-YZ	2	2		
1-13	20	509463-001	INDICATOR-FULL OVERLOAD	1	1		
1-13	21	510337-607	WASHER-FLATSTD-.38-.44X1.00-.08-YZ	4	4		
1-13	22	510315-411	NUT-HEXFLGL-.38-16-GR2-YZ	7	7		
1-13	23	510366-110	BOLT-CARG-.31-18X1.00-GR5-YZ	2	2		
1-13	24	510337-605	WASHER-FLATSTD-.31-.38X.88-.08-YZ	4	4		
1-13	25	510314-401	NUT-HEXFLGL-.31-18-GR2-YZ	2	2		
1-13	26	509598-001	SLIDE-INDICATOR	1	1		
1-13	27	510352-507	NUT-SMFLGTL-.31-18-G-YZ	2	2		
1-13	28	510313-401	NUT-HEXFLGL-.25-20-GR2-YZ	1	1		
1-13	29	1789-017	SPRING-EXT. #93 4 3/4" OA	1	1		
1-13	30	510352-501	NUT-SMFLGTRLOCK-.50-13-G-YZ	1	1		
1-13	31	509789-001	LINK-TAILGATE LOCKED INDICATOR	1	1		
1-13	32	510304-016	SCREW-HCS-.50-13X1.75-GR5-YZ	2	2		
1-13	33	510335-711	WASHER-LOCK-.50-.52X.87-.13-YZ	1	1		
1-13	34	509450-001	POINTER-BALE SIZE INDICATOR	1	1		
1-13	35	700IA-545	DECAL-INDICATOR	1	1		
1-13	36	7000A-419	DECAL-LATCH INDICATOR	1	1		
1-13	37	509464-001	MOUNT-OVERFILL SWITCH	1	1		

INDICATOR ASSEMBLY (SER. NO. 1000 & UP)

Figure 1-13



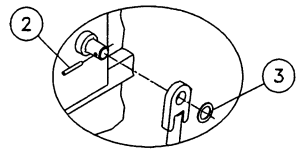
INDICATOR ASSEMBLY (SER. NO. 1000 & UP)

Figure 1-13

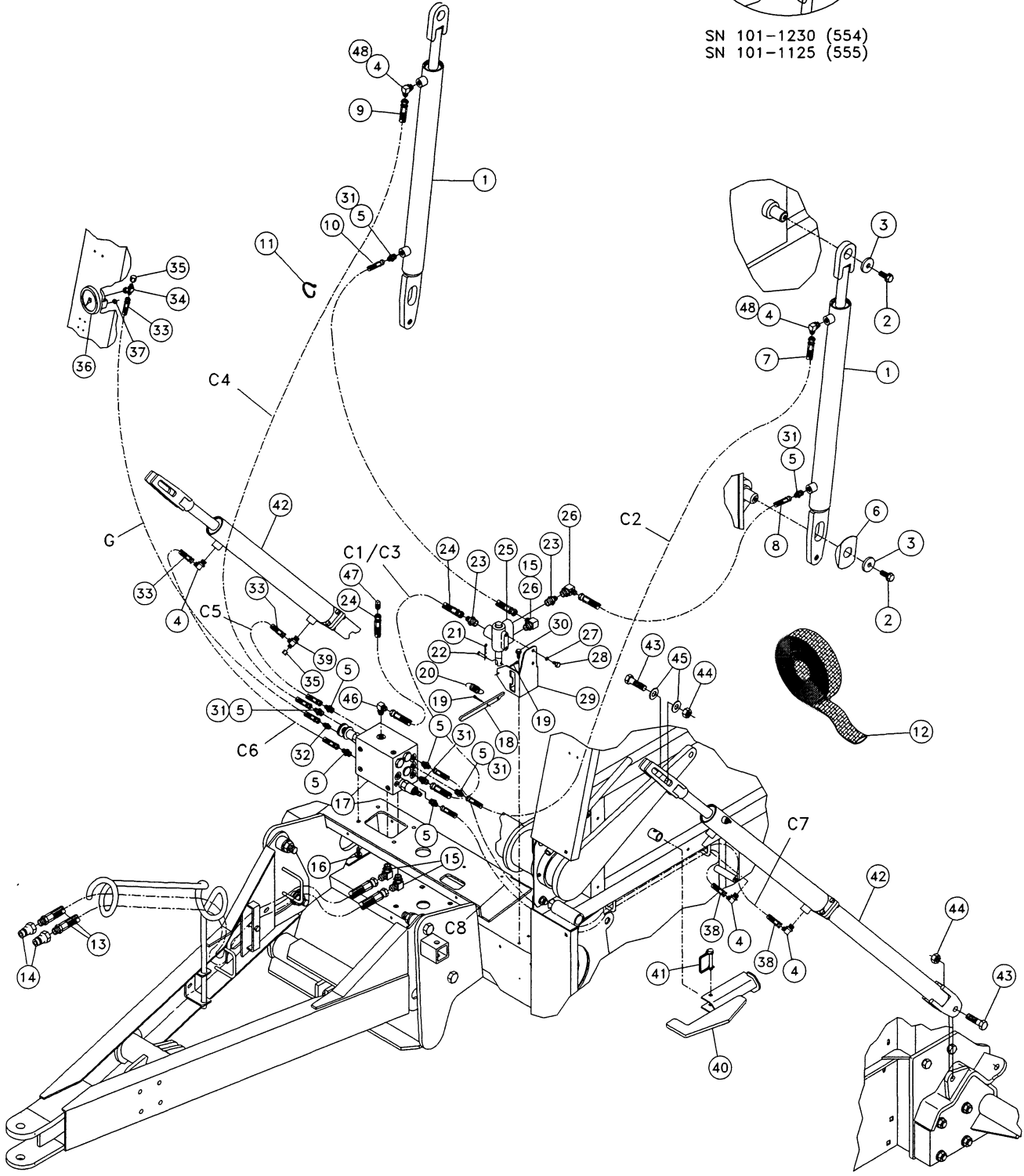
REF. NO.	PART NO.	DESCRIPTION	QTY.		SERIAL NO.		REMARKS
			554	555	554	555	
1-13	1	510338-821	COTTER PIN-3/16" X 1" - YZ	1	1		
1-13	2	69277-003	CHAIN-16GA-4 1/2" (LOAD LIM 10#)	1	1		
1-13	3	1789-059	SPRING-EXT. 5/16 OD X 1 7/8 GA 24	2	2		
1-13	4	1816-001	RESET COUNTER	1	1		
1-13	5	547-001	POP RIVET-SS44D	2	2		
1-13	6	510308-156	BOLT-CARG-.25-20X.75-GR5-YZ	1	1		
1-13	7	1789-007	SPRING-EXT. #106 4 1/2" OA	1	1		
1-13	8	90196-001	INSULATOR-PORCELIN 1/2ID	1	1		
1-13	9	101365-001	INDICATOR-TWINE TIE	1	1		
1-13	10	103604-001	BUSHING-REDUCER	1	1		
1-13	11	510352-505	NUT-SMFLGTL-.25-20-G-YZ	1	1		
1-13	12	510302-010	SCREW-HCS-.38-16X1.00-GR5-YZ	1	1		
1-13	13	103606-001	BULKHEAD NUT-#10	1	1		
1-13	14	510352-503	NUT-SMFLGTL-.38-16-G-YZ	1	1		
1-13	15	509457-001	CLIP-TWINE INSULATOR	1	1		
1-13	16	510336-699	WASHER-MCHBSHG-.63-.66X1.13-14G-YZ	5	5		
1-13	17	510366-124	BOLT-CARG-.31-18X2.50-GR5-YZ	1	1		
1-13	18	510301-094	SCREW-TCTAP-.31-18X.50-GR5-YZ	1	1		
1-13	19	510302-014	SCREW-HCS-.38-16X1.50-GR5-YZ	1	1		
1-13	20	509463-001	INDICATOR-FULL OVERLOAD	1	1		
1-13	21	510337-607	WASHER-FLATSTD-.38-.44X1.00-.08-YZ	4	4		
1-13	22	510315-411	NUT-HEXFLGL-.38-16-GR2-YZ	7	7		
1-13	23	510366-110	BOLT-CARG-.31-18X1.00-GR5-YZ	2	2		
1-13	24	510337-605	WASHER-FLATSTD-.31-.38X.88-.08-YZ	4	4		
1-13	25	510314-401	NUT-HEXFLGL-.31-18-GR2-YZ	3	3		
1-13	26	509598-001	SLIDE-INDICATOR	1	1		
1-13	27	510352-507	NUT-SMFLGTL-.31-18-G-YZ	3	3		
1-13	28	510313-401	NUT-HEXFLGL-.25-20-GR2-YZ	5	5		
1-13	29	1789-017	SPRING-EXT. #93 4 3/4" OA	1	1		
1-13	30	510352-501	NUT-SMFLGTRLOCK-.50-13-G-YZ	1	1		
1-13	31	509789-001	LINK-TAILGATE LOCKED INDICATOR	1	1		
1-13	32	510304-016	SCREW-HCS-.50-13X1.75-GR5-YZ	2	2		
1-13	33	510335-711	WASHER-LOCK-.50-.52X.87-.13-YZ	1	1		
1-13	34	509450-001	POINTER-BALE SIZE INDICATOR	1	1		
1-13	35	510500-304	FLAG-TWINE END WRAP	1	1		
1-13	36	7000A-419	DECAL-LATCH INDICATOR	1	1		
1-13	37	509464-001	MOUNT-OVERFILL SWITCH	1	1		
1-13	38	510337-603	WASHER-FLATSTD-.25-.31X.75-.07-YZ	3	3		
1-13	39	510300-010	SCREW-HCS-.25-20X1.00-GR5-YZ	2	2		
1-13	40	510302-014	SCREW-HCS-.38-16X1.50-GR5-YZ	3	3		
1-13	41	510315-311	NUT-HEXJAM-.38-16-GR2-YZ	2	2		
1-13	42	1830-007	CABLE-3/32" NYLON COATED (SPECIFY LENGTH)	A/R	A/R		
		1838-001	CONNECTOR-WIRE	2	2		

HYDRAULIC ASSEMBLY

Figure 1-14



SN 101-1230 (554)
SN 101-1125 (555)



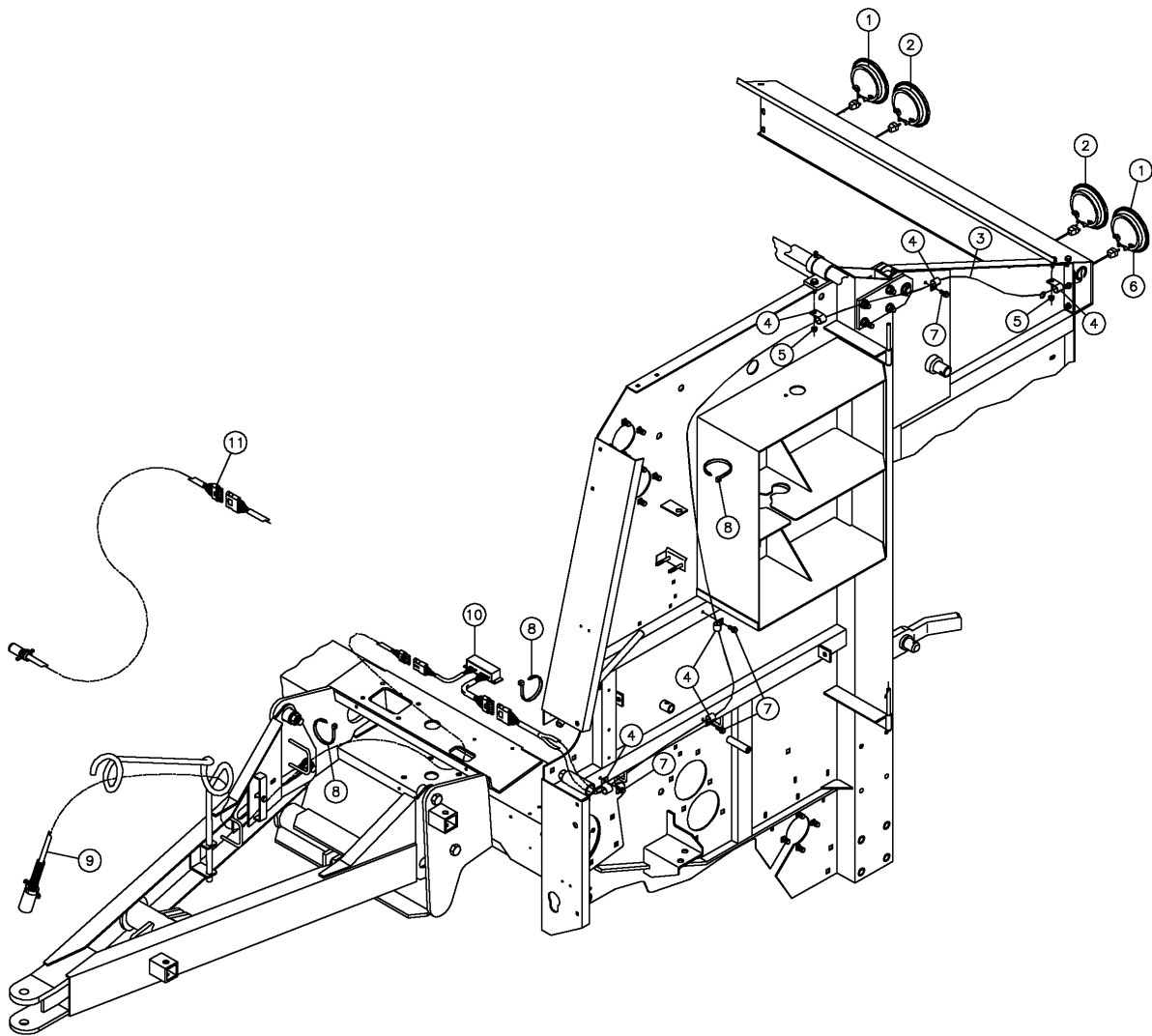
HYDRAULIC ASSEMBLY

Figure 1-14

REF. NO.	PART NO.	DESCRIPTION	QTY.		SERIAL NO.		REMARKS
			554	555	554	555	
1-14	1	126972-001	2	2	101-1220	101-1120	
		510500-327	2	2	1221&UP	1121&UP	
1-14	2	510342-805	4	4	101-1230	101-1125	
		510343-210	4	4	1231&UP	1126&UP	
1-14	3	510336-667	2	2	101-1230	101-1125	
		510361-621	4	4	1231&UP	1126&UP	
1-14	4	57950-001	5	5	101-1220	101-1120	
		57950-001	3	3	1221&UP	1121&UP	
1-14	5	57968-001	8	8	101-1220	101-1120	
		57968-001	4	4	1221&UP	1121&UP	
1-14	6	69473-001	2	2			
1-14	7	53843-489	1	-	101-1220		
		57940-787	1	-	1221&UP		
		53843-203	-	1		101-1120	
		57940-331	-	1		1121&UP	
1-14	8	53843-481	1	1	101-1220	101-1120	
		57940-415	1	1	1221&UP	1121&UP	
1-14	9	53843-121	1	-	101-1220		
		57940-573	1	-	1221&UP		
		53843-065	-	1		101-1120	
		57940-613	-	1		1121&UP	
1-14	10	53843-065	1	-	101-1220		
		57940-613	1	-	1221&UP		
		53843-203	-	1		101-1120	
		57940-331	-	1		1121&UP	
1-14	11	59634-001	6	6			
1-14	12	53840-001	3'	3'			
1-14	13	57940-811	2	2			
1-14	14	500085-001	2	2			
1-14	15	57954-001	2	2	101-1220	101-1120	
		57954-001	3	3	1221&UP	1121&UP	
1-14	16	510346-206	4	4			
1-14	17	507798-001	1	1			
1-14	18	123747-001	1	1			
1-14	19	510338-809	2	2			
1-14	20	507763-001	1	1			
1-14	21	1794-007	1	1			
1-14	22	2110-003	1	1			
1-14	23	60247-001	1	1	101-1220	101-1120	
		60247-001	2	2	1221&UP	1121&UP	
1-14	24	57940-235	2	1			
		57940-783	-	1			
1-14	25	123722-001	1	1			
1-14	26	86671-001	2	2	101-1220	101-1120	
		60851-001	1	1	1221&UP	1121&UP	
1-14	27	510335-705	2	2			
1-14	28	510301-004	2	2			
1-14	29	123748-001	1	1			
1-14	30	21294-006	2	2			
1-14	31	65565-001	1	1	101-1220	101-1120	
		65565-001	5	5	1221&UP	1121&UP	
1-14	32	60908-001	1	1			
1-14	33	53843-709	3	-			
		53843-687	-	3			
1-14	34	60248-001	1	1			
1-14	35	61664-001	2	2			
1-14	36	110463-001	1	1			
1-14	37	507750-001	2	2			
1-14	38	53843-471	2	-			
		53843-451	-	2			
1-14	39	82930-001	1	1			
1-14	40	509458-001	1	1			
1-14	41	2109-003	1	1			
1-14	42	125013-001	2	2			
		510501-598	2	-			
1-14	43	510306-022	4	4			
1-14	44	510319-501	4	4			
1-14	45	510337-615	4	4			
1-14	46	60906-001	1	1			
1-14	47	83635-001	1	1			
1-14	48	59426-001	2	2	1221&UP	1121&UP	

TAILLIGHTS/WIRE HARNESS ASSEMBLY

Figure 1-15




TAILLIGHTS/WIRE HARNESS ASSEMBLY

Figure 1-15

REF. NO.	PART NO.	DESCRIPTION	QTY.		SERIAL NO.		REMARKS
			554	555	554	555	
1-15	1	127444-001	2	2			
1-15	2	127445-001	2	2			
1-15	3	509052-001	1	1			
1-15	4	2595-001	6	6			
1-15	5	510352-507	4	4			
1-15	6	127469-001	4	4			
1-15	7	510377-006	4	4			
1-15	8	58151-001	3	3			
1-15	9	508337-001	1	1			
1-15	10	508920-001	1	1			
1-15	11	509053-001	1	1			OPTIONAL

HAYSAVER WHEEL ASSEMBLY (554/SER. NO. 101-1316)(555/SER. NO. 101-1155)

Figure 1-16



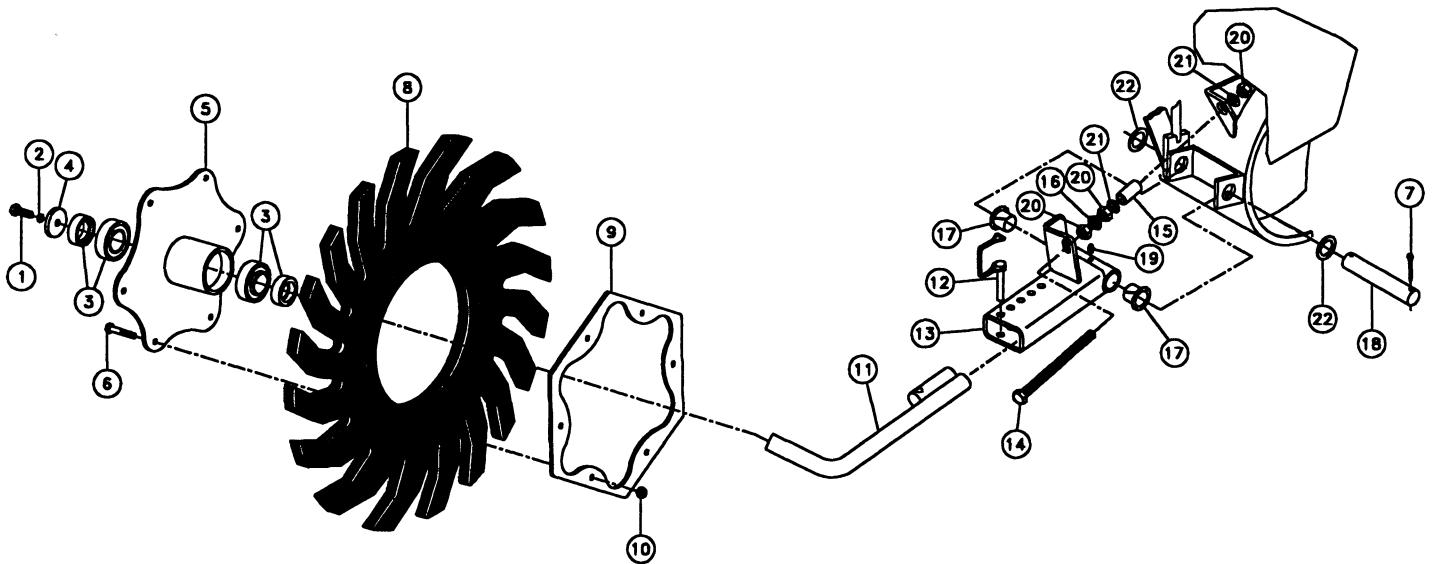
HAYSAVER WHEEL ASSEMBLY (554/SER. NO. 101-1316)(555/SER. NO. 101-1155)

Figure 1-16

REF. NO.	PART NO.	DESCRIPTION	QTY.		SERIAL NO.		REMARKS
			554	555	554	555	
1-16	1	510302-010	SCREW-HCS-.38-16X1.00-GR5-YZ	2	2		
1-16	2	510335-707	WASHER-LOCK-.38-.39X.68-.09-YZ	2	2		
1-16	3	4051-001	BRG-1 1/4 CYL-RA103RR2 W/COL	4	4		
1-16	4	11104-001	CAP-AXLE	2	2		
1-16	5	69083-003	HUB ASSY-HAY SAVER WHEEL (INC. TWO OF REF. 3)	2	2		
1-16	6	510301-016	SCREW-HCS-.31-18X1.75-GR5-YZ	12	12		
1-16	7	510338-819	COTTER PIN-5/32" X 2"-YZ	4	4		
1-16	8	66274-001	WHEEL-VERMEER HAY SAVER	2	2		
1-16	9	69470-001	RING-HAYSAVER WHEEL MOUNTING	2	2		
1-16	10	510352-507	NUT-SMFLGTL-.31-18-G-YZ	12	12		
1-16	11	121184-001	SHAFT	2	2		
1-16	12	2109-003	PIN LOCKING - 3/8 X 2 1/4	4	4		
1-16	13	131798-001	ARM-PIVOT LH (SHOWN) (INC. TWO OF REF. 17 & ONE OF REF. 19)	1	1		
		131797-001	ARM-PIVOT RH (NOT SHOWN) (INC. TWO OF REF. 17 & ONE OF REF. 19)	1	1		
1-16	14	510305-070	SCREW-HCS-.50-13X7.00-GR5-YZ-SP	2	2		
1-16	15	1071-023	TUBE-3/4"ODX12 GA.-1 1/2"	2	2		
1-16	16	510317-311	NUT-HEXJAM-.50-13-GR2-YZ	2	2		
1-16	17	209-003	NYLINER 16 L 16 F	4	4		
1-16	18	121191-001	EXTENSION ARM-LH (SHOWN)	1	1		
		121190-001	EXTENSION ARM-RH (NOT SHOWN)	1	1		
		598-001	ZERK-1/4" NF ST GREASE	2	2		
1-16	20	510317-301	NUT-HEX-.50-13-GR2-YZ	6	6		
1-16	21	127362-001	WASHER-1/2 FLT HARDENED	4	4		
1-16	22	510336-665	WASHER-MCHBSHG-1.00-1.03X1.50-14G-YZ	4	4		
1-16	23	87013-001	PIN-LIFT	2	2		

HAYSAVER WHEEL ASSEMBLY (554/SER. NO. 1317 & UP)(555/SER. NO. 1156 & UP)

Figure 1-16



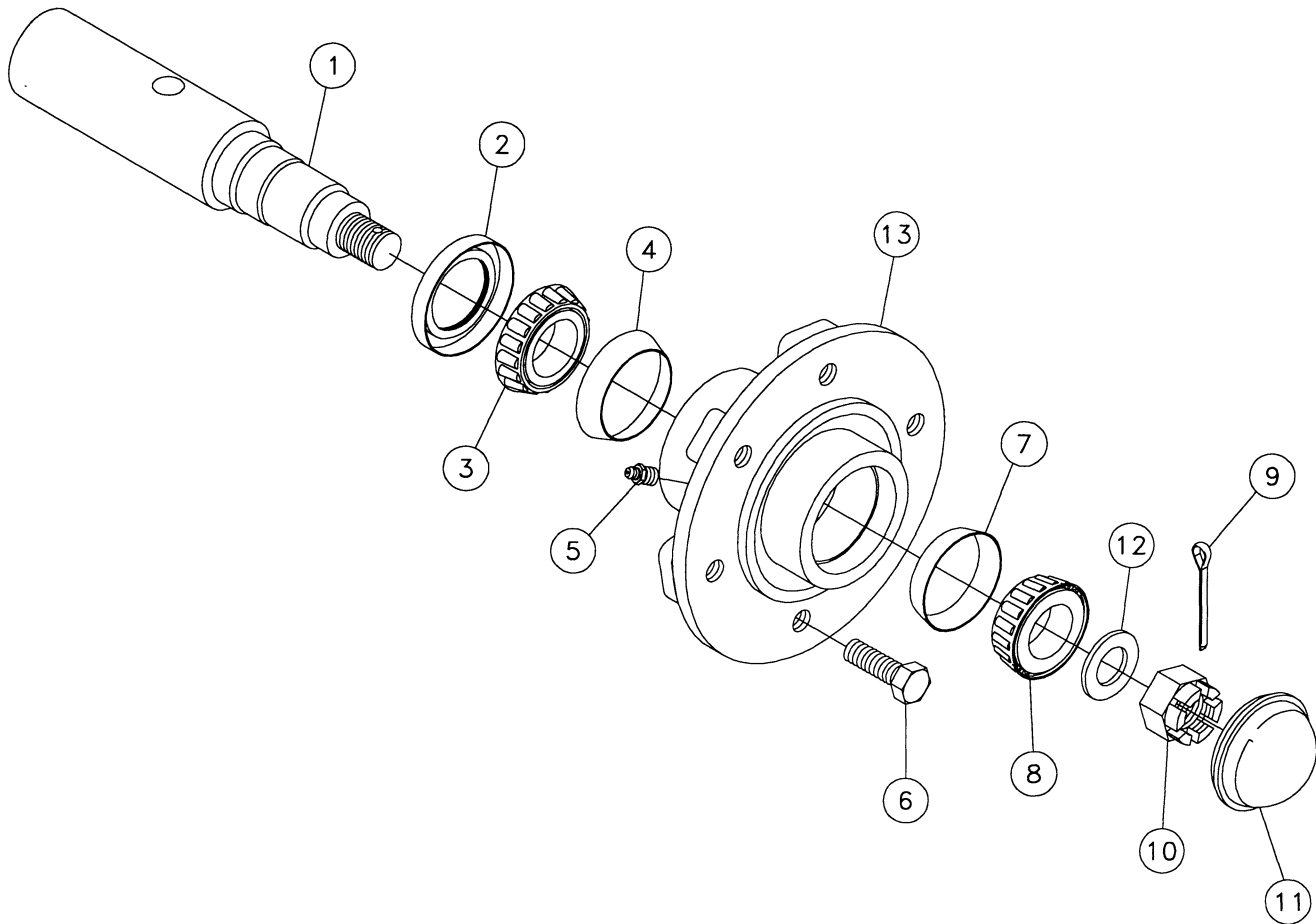
HAYSAVER WHEEL ASSEMBLY (554/SER. NO. 1317 & UP)(555/SER. NO. 1156 & UP)

Figure 1-16

REF. NO.	PART NO.	DESCRIPTION	QTY.		SERIAL NO.		REMARKS
			554	555	554	555	
1-16	1	510302-010	SCREW-HCS-.38-16X1.00-GR5-YZ	2	2		
1-16	2	510335-707	WASHER-LOCK-.38-.39X.68-.09-YZ	2	2		
1-16	3	4051-001	BRG-1 1/4 CYL-RA103RR2 W/COL	4	4		
1-16	4	11104-001	CAP-AXLE	2	2		
1-16	5	69083-003	HUB ASSY-HAY SAVER WHEEL (INC. TWO OF REF. 3)	2	2		
1-16	6	510301-016	SCREW-HCS-.31-18X1.75-GR5-YZ	12	12		
1-16	7	510338-819	COTTER PIN-5/32" X 2"-YZ	4	4		
1-16	8	66274-001	WHEEL-VERMEER HAY SAVER	2	2		
1-16	9	69470-001	RING-HAYSAVER WHEEL MOUNTING	2	2		
1-16	10	510352-507	NUT-SMFLGTL-.31-18-G-YZ	12	12		
1-16	11	510500-305	HAYSAVER WHEEL MNT, LH (SHOWN)	1	1		
		510500-306	HAYSAVER WHEEL MNT, RH (NOT SHOWN)	1	1		
1-16	12	2109-003	PIN LOCKING - 3/8 X 2 1/4	2	2		
1-16	13	510500-307	MOUNT-HAYSAVER WHL, LH (SHOWN)	1	1		
		510500-308	MOUNT-HAYSAVER WHL, RH (NOT SHOWN)	1	1		
1-16	14	510305-070	SCREW-HCS-.50-13X7.00-GR5-YZ-SP	2	2		
1-16	15	1071-023	TUBE-3/4"ODX12 GA.-1 1/2"	2	2		
1-16	16	510317-311	NUT-HEXJAM-.50-13-GR2-YZ	2	2		
1-16	17	209-003	NYLINER 16 L 16 F	4	4		
1-16	18	87013-001	PIN-LIFT	2	2		
1-16	19	598-001	ZERK-1/4" NF ST GREASE	2	2		
1-16	20	510317-301	NUT-HEX-.50-13-GR2-YZ	6	6		
1-16	21	127362-001	WASHER-1/2 FLT HARDENED	4	4		
1-16	22	510336-665	WASHER-MCHBSHG-1.00-1.03X1.50-14G-YZ	4	4		

HUB AND SPINDLE COMPONENTS

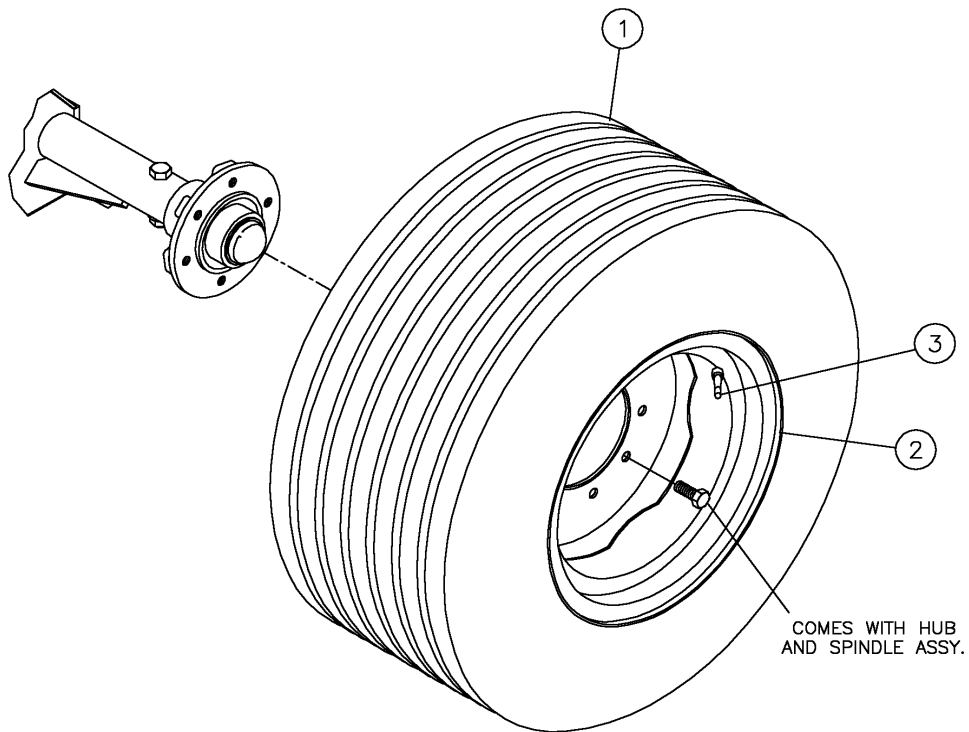
Figure 1-17



REF. NO.	PART NO.	DESCRIPTION	QTY.		SERIAL NO.		REMARKS
			554	555	554	555	
1-17	1	501484-001	1	1			
1-17	2	1820-001	1	1			
1-17	3	1716-051	1	1			
1-17	4	1715-049	1	1			
1-17	5	586-001	1	1			
1-17	6	1823-001	6	6			
1-17	7	1715-045	1	1			
1-17	8	1716-147	1	1			
1-17	9	510338-815	1	1			
1-17	10	510328-331	1	1			
1-17	11	1656-005	1	1			
1-17	12	1657-003	1	1			
1-17	13	1656-001	1	1			
		1656-003	1	1			
		69974-001	1	1			
		69975-001	1	1			
		131759-001	1	1			

TIRE AND WHEEL ASSEMBLY

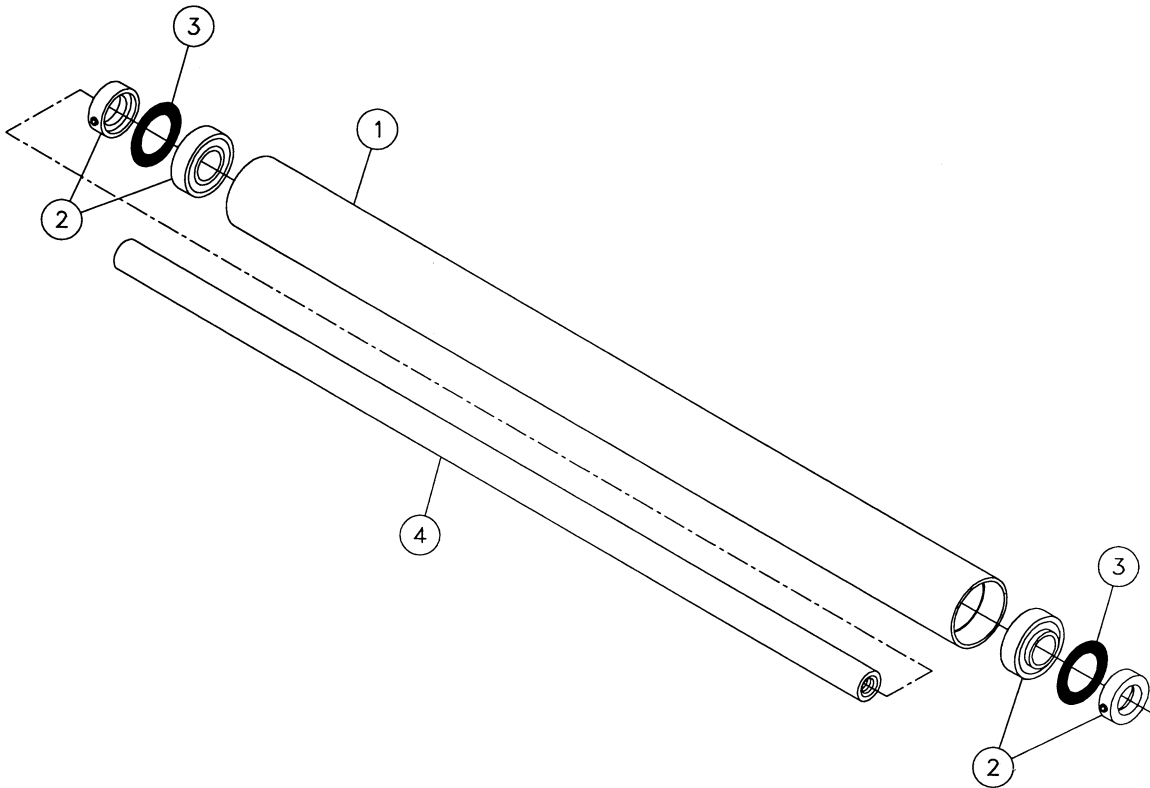
Figure 1-18



REF. NO.	PART NO.	DESCRIPTION	QTY.		SERIAL NO.		REMARKS
			554	555	554	555	
1-18	1	75847-001	TIRE-31 X 13.50-15 LT	2	2		
1-18	2	75848-001	RIM-15 X 10 LBH	2	2		
1-18	3	2250-001	STEM-DILL VALVE	2	2		
	109521-001	WHEEL ASSY-31X13.5-15-10 6-BOLT (INC. REF. 1-3)					

SHORT IDLER ROLLER COMPONENTS

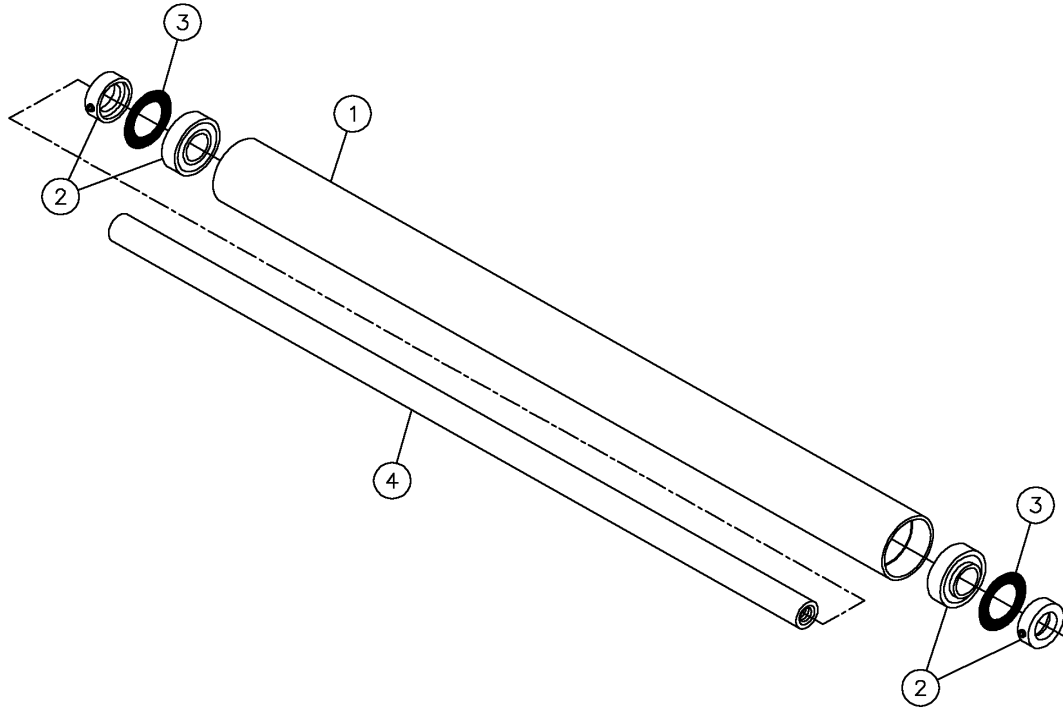
Figure 1-19



REF. NO.	PART NO.	DESCRIPTION	QTY		SERIAL NO.		REMARKS
			554	555	554	555	
1-19	1	121158-001 121164-001	1	-			ROLLER-IDLER (INC. REF. 2) ROLLER-IDLER (INC. REF. 2)
1-19	2	215-003	2	2			BRG.-1 1/2 CYLINDRICAL W/COL
1-19	3	121838-001	2	2			WASHER-RYERTEX 3ODX2ID-.625
1-19	4	71288-001 69109-001	1	-			SHAFT-SHORT IDLER ROLLER SHAFT-SHORT IDLER ROLLER
	131760-001	ROLLER-SHORT 3 1/2" IDLER 4' (INC. REF. 1-4)(554)					
	131762-001	ROLLER-SHORT 3 1/2" IDLER 5' (INC. REF. 1-4)(555)					

LONG IDLER ROLLER COMPONENTS - 3 1/2" DIA.

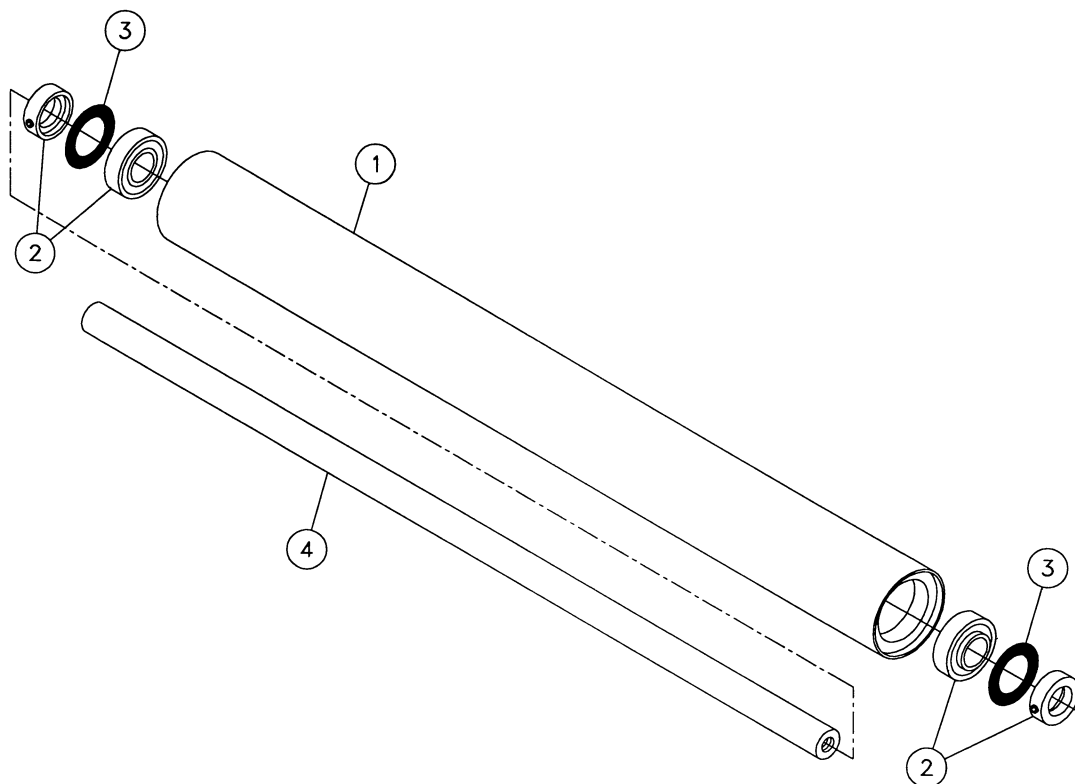
Figure 1-20



REF. NO.	PART NO.	DESCRIPTION	QTY		SERIAL NO.		REMARKS
			554	555	554	555	
1-20	1	127480-001 ROLLER-IDLER (INC. REF. 1 & 2)	1	-			
		127483-001 ROLLER-IDLER (INC. REF. 1 & 2)	-	1			
1-20	2	215-003 BRG.-1 1/2 CYLINDRICAL W/COL	2	2			
1-20	3	121838-001 WASHER-RYERTEX 3ODX2ID-.625	2	2			Not used on Ref. 24, Fig. 1-7
1-20	4	71291-001 SHAFT-LONG IDLER ROLLER	1	-			
		69112-001 SHAFT-LONG IDLER ROLLER	-	1			
	127479-001	ROLLER-LONG 3 1/2" IDLER 4' (INC. REF. 1-4)(554)					
	127482-001	ROLLER-LONG 3 1/2" IDLER 5' (INC. REF. 1-4)(555)					

LONG IDLER ROLLER COMPONENTS - 4 1/2" DIA.

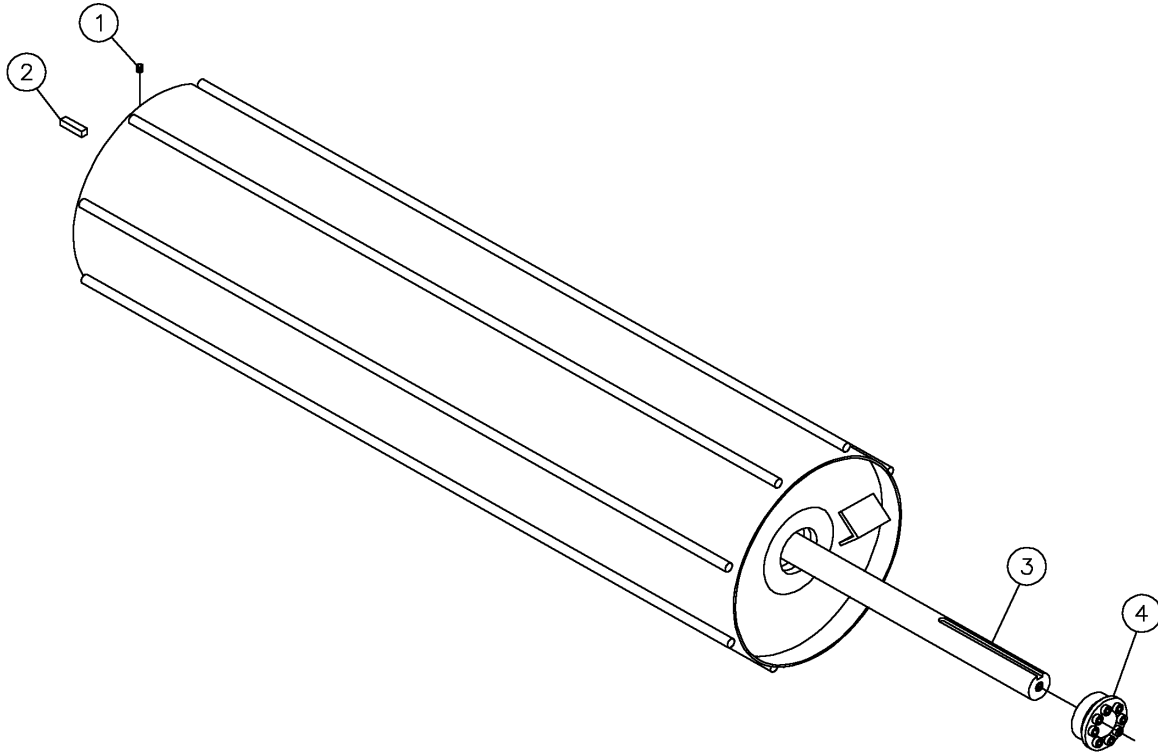
Figure 1-21



REF. NO.	PART NO.	DESCRIPTION	QTY		SERIAL NO.		REMARKS
			554	555	554	555	
1-21	1	121161-001 ROLLER-IDLER (INC. REF. 1 & 2)	1	-			
		121168-001 ROLLER-IDLER (INC. REF. 1 & 2)	-	1			
1-21	2	215-003 BRG.-1 1/2 CYLINDRICAL W/COL	2	2			
1-21	3	121838-001 WASHER-RYERTEX 3ODX2ID-.625	2	2			
1-21	4	71291-001 SHAFT-LONG IDLER ROLLER	1	-			
		69112-001 SHAFT-LONG IDLER ROLLER	-	1			Not used on Ref. 24, Fig. 1-7
	131761-001	ROLLER-LONG 4 1/2" IDLER 4' (INC. REF. 1-4)(554)					
	131763-001	ROLLER-LONG 4 1/2" IDLER 5' (INC. REF. 1-4)(555)					

DRUM ROLLER COMPONENTS

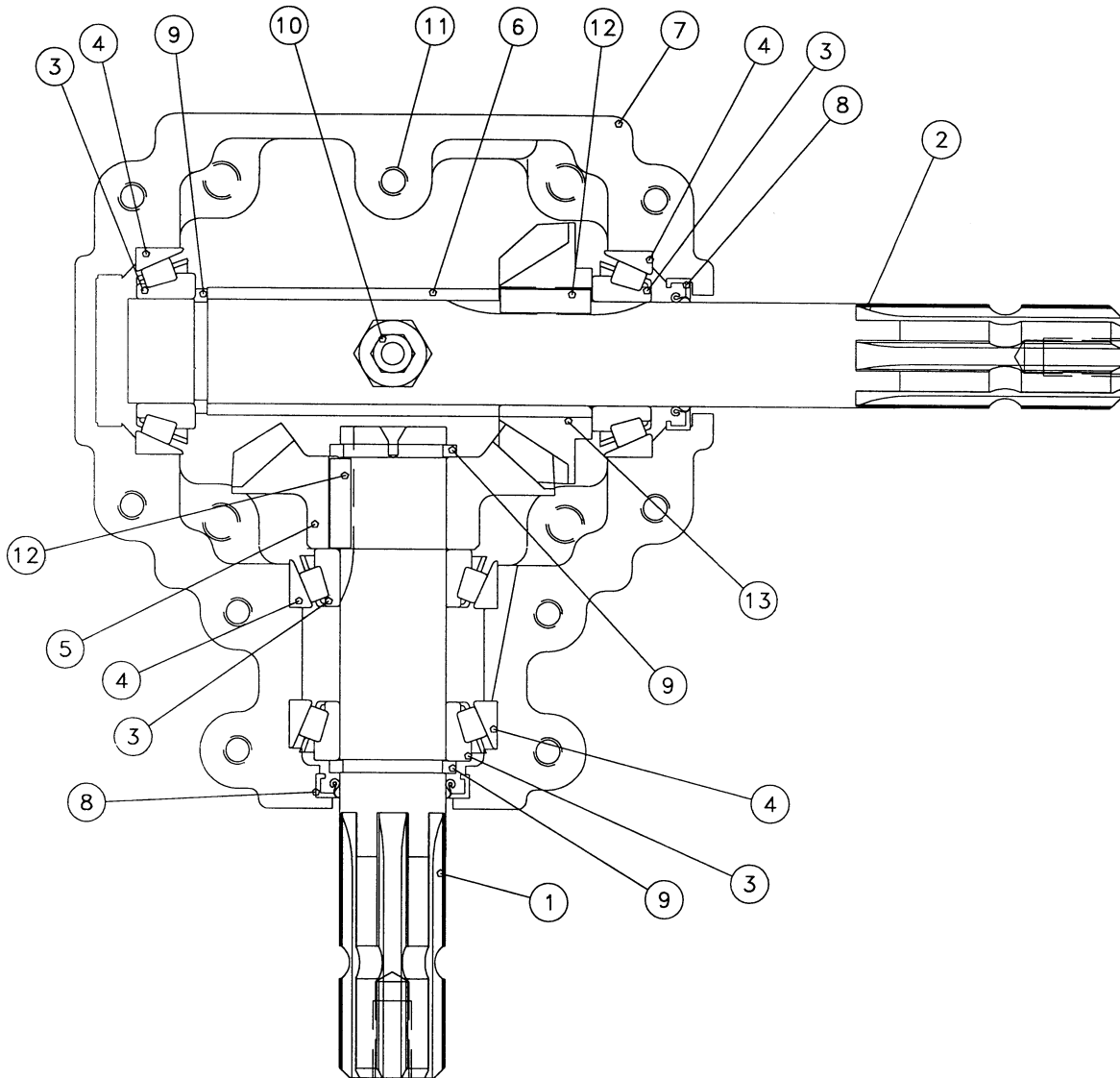
Figure 1-22



REF. NO.	PART NO.	DESCRIPTION	QTY		SERIAL NO.		REMARKS
			554	555	554	555	
1-22	1	5531-001	1	1			
1-22	2	579-005	1	1			
1-22	3	508068-001	1	-			
		508130-001	-	1			
1-22	4	501475-001	1	1			
	508070-001	DRUM ROLLER-4' W/TAPPED ENDS (INC. REF. 1-4)(554)					
	508132-001	DRUM ROLLER-5' W/TAPPED ENDS (INC. REF. 1-4)(555)					

GEARBOX COMPONENTS

Figure 1-23



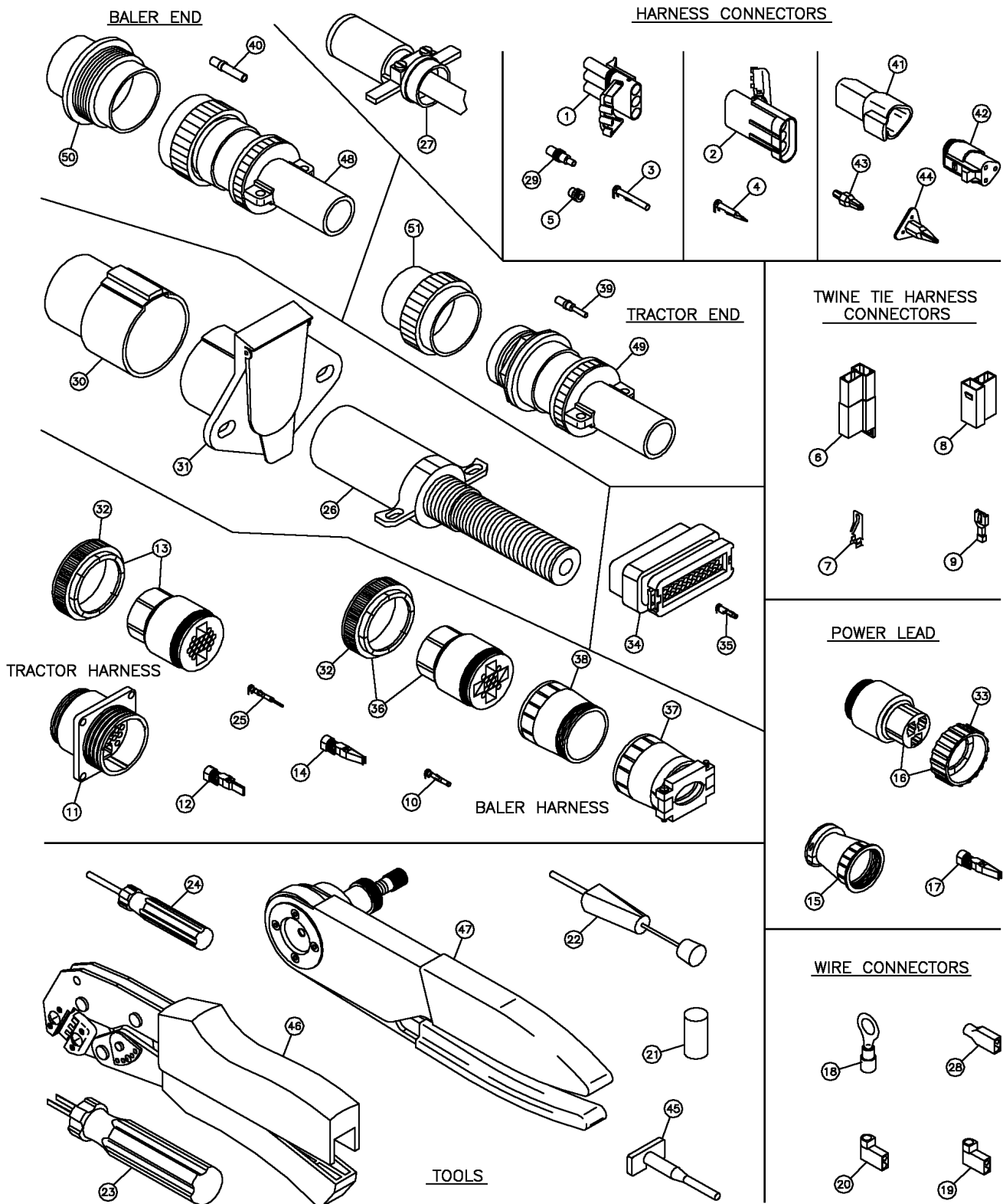
GEARBOX COMPONENTS

Figure 1-23

REF. NO.	PART NO.	DESCRIPTION	QTY.		SERIAL NO.		REMARKS
			554	555	554	555	
1-23	1	107071-007	1	1			
1-23	2	107071-003	1	1			
1-23	3	15-015	4	4			
1-23	4	15405-029	4	4			
1-23	5	15-013	1	1			
1-23	6	107071-005	1	1			
1-23	7	510501-114	1	1			
1-23	8	15-019	2	2			
1-23	9	15-021	3	3			
1-23	10	15-027	2	2			
		15-031	1	1			
		15-033	1	1			
1-23	11	15-025	9	9			
1-23	12	15-023	2	2			
1-23	13	15-011	1	1			
	69665-001	GEARBOX COMPONENTS (INC. REF. 1-13)					

ELECTRICAL COMPONENTS

Figure 1-24



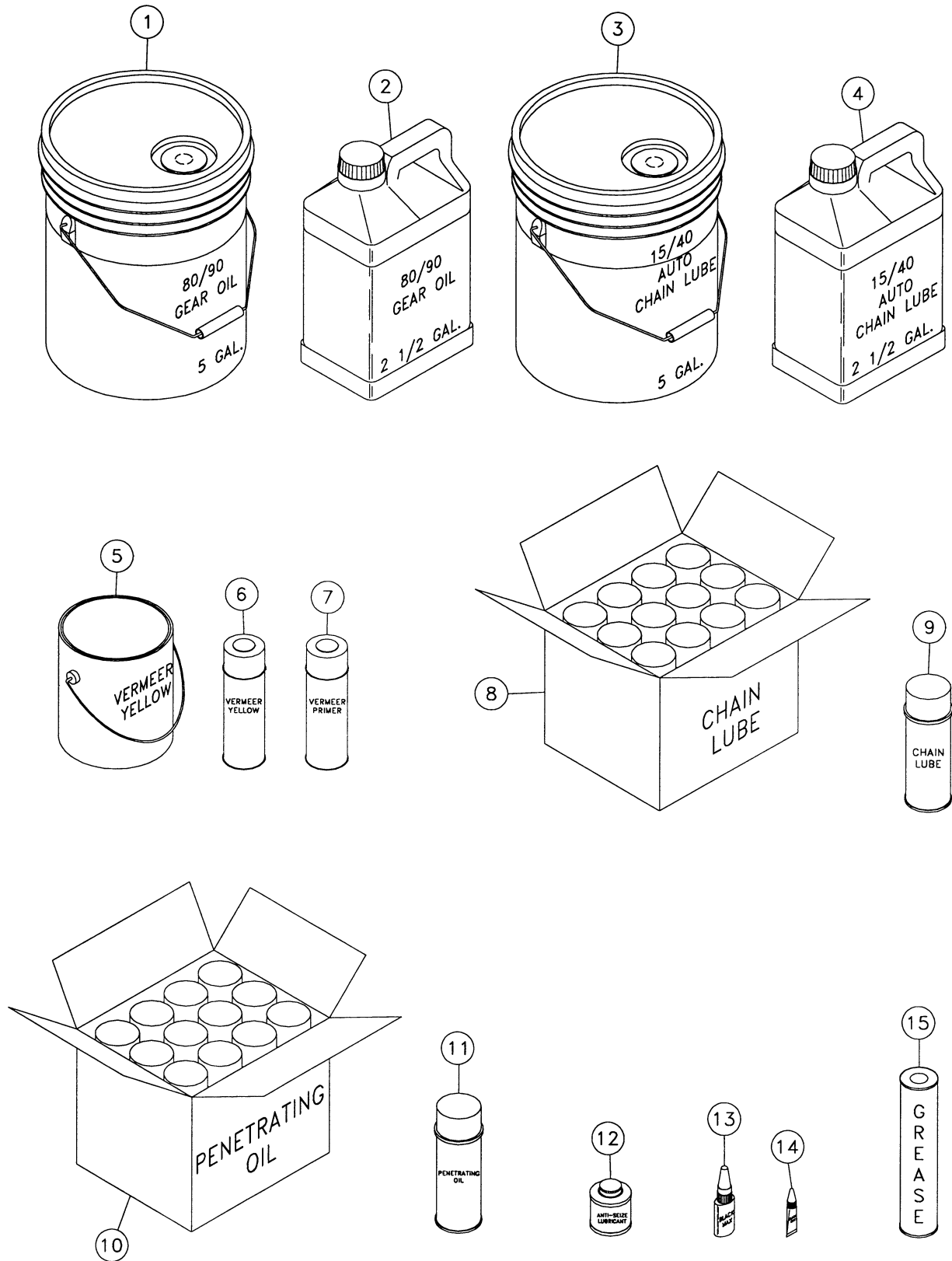
ELECTRICAL COMPONENTS

Figure 1-24

REF. NO.	PART NO.	DESCRIPTION	QTY.		SERIAL NO.		REMARKS
			554	555	554	555	
1-24	1	114378-001					
		91344-001					
		114379-001					
1-24	2	114380-001					
		79981-001					
		114381-001					
1-24	3	87702-001					
1-24	4	79982-001					
1-24	5	79983-001					
1-24	6	59705-001					
1-24	7	87358-001					
1-24	8	59704-001					
1-24	9	87359-001					
1-24	10	87406-001					
1-24	11	79988-001					
1-24	12	79989-001					
1-24	13	86672-001					
		69384-003					
1-24	14	87361-001					
1-24	15	87403-001					
1-24	16	87353-001					
		67443-003					
1-24	17	87352-001					
1-24	18	4716-001					
1-24	19	87410-001					
1-24	20	87408-001					
1-24	21	87360-001					
1-24	22	83135-001					
1-24	23	87351-001					
1-24	24	83137-001					
1-24	25	87405-001					
1-24	26	109608-003					
1-24	27	1463-001					
1-24	28	18989-001					
1-24	29	501670-001					
1-24	30	500082-001					
1-24	31	500081-001					
1-24	32	69384-003					
1-24	33	67443-003					
1-24	34	507449-001					
1-24	35	507800-001					
1-24	36	507811-001					
1-24	37	510032-001					
1-24	38	510033-001					
1-24	39	87696-001					
		231988-001					
1-24	40	91354-001					
		276982-001					
1-24	41	276868-001					
1-24	42	276885-001					
1-24	43	276871-001					
1-24	44	276875-001					
1-24	45	276892-001					
		276891-001					
1-24	46	286553-001					
1-24	47	603961-001					
1-24	48	904504-001					
1-24	49	904691-001					
		87697-003					
1-24	50	904505-001					
1-24	51	904692-001					

VERMEER LUBES ETC.

Figure 1-25



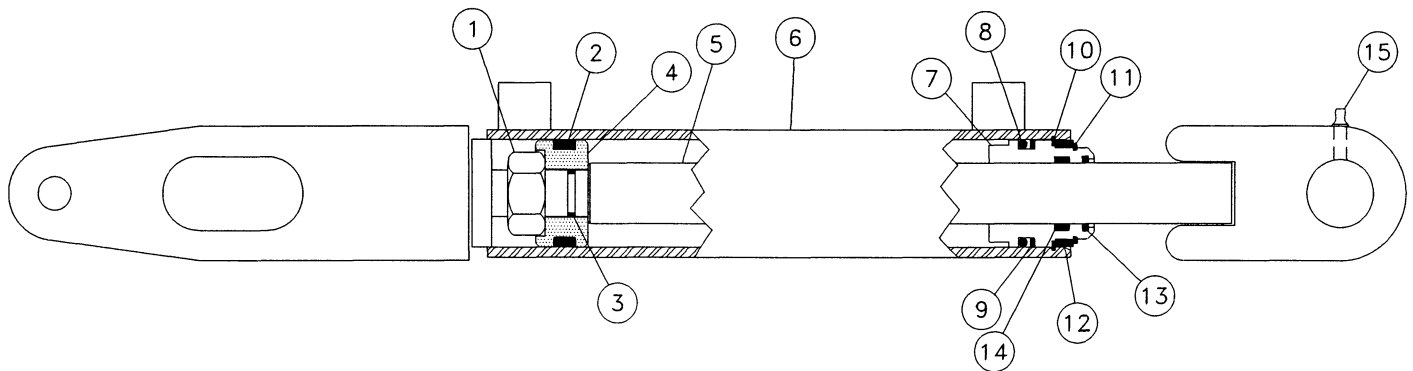
VERMEER LUBES ETC.

Figure 1-25

REF. NO.	PART NO.	DESCRIPTION	QTY.		SERIAL NO.		REMARKS
			554	555	554	555	
1-25	1	99663-003	80W90 TRANS OIL 5 GALLON	1	1		
1-25	2	99663-001	80W90 TRANS OIL 2 1/2 GALLON	1	1		
1-25	3	99661-003	15W40 MOTOR OIL 5 GALLON	1	1		
1-25	4	99661-001	15W40 MOTOR OIL 2 1/2 GALLON	1	1		
1-25	5	2965-059	PAINT-VERMEER YELLOW 1 GALLON	1	1		
1-25	6	2965-075	PAINT VERMEER YELLOW SPRAY	1	1		
1-25	7	2965-073	PRIMER-GRAY 16 OZ. ENAMEL SPRAY	1	1		
1-25	8	117442-003	CHAIN LUBE-CASE(12 CANS)	1	1		
1-25	9	117442-001	CHAIN LUBE 14 OZ. CAN	1	1		
1-25	10	117441-003	PENETRATING OIL-CASE(12 CANS)	1	1		
1-25	11	117441-001	PENETRATING OIL-14 OZ. CAN	1	1		
1-25	12	23355-583	80209 ANTI SIEZE BRUSH TOP CAN	1	1		
1-25	13	29970-583	LOCTITE BLACK MAX	1	1		
1-25	14	29971-583	LOCTITE BLACK MAX 1OZ.	1	1		
1-25	15	101562-001	ULTRA LF GREASE-TUBE	1	1		

CYLINDER COMPONENTS - 2" X 22"

Figure 1-26

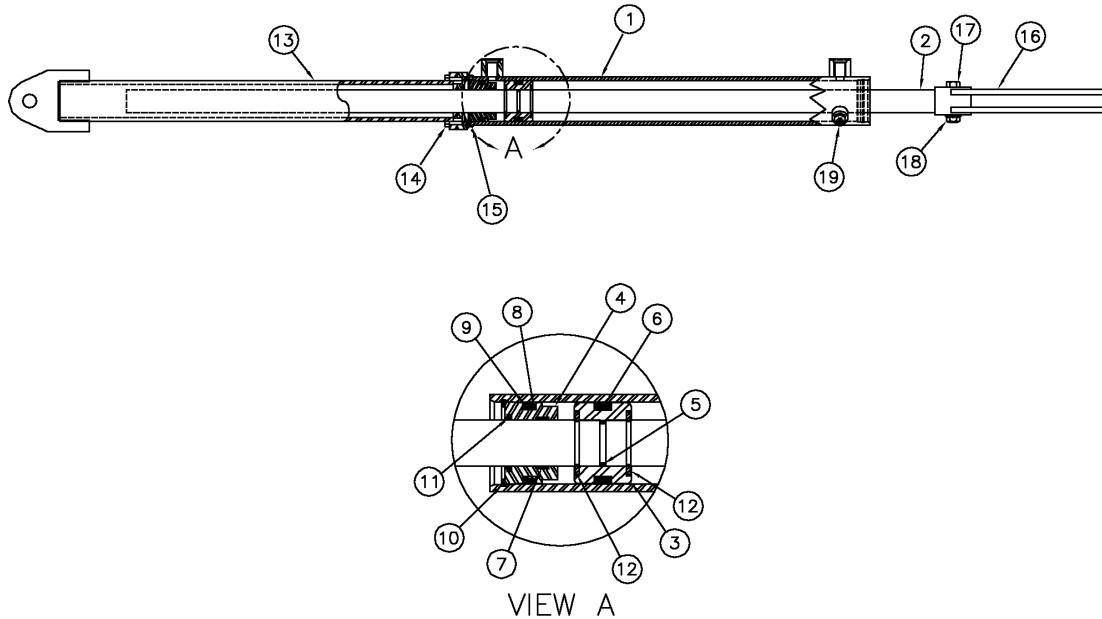


REF. NO.	PART NO.	DESCRIPTION	QTY		SERIAL NO.		REMARKS
			554	555	554	555	
1-26	1	330-011	1	1			
1-26	2	52919-001	1	1			
1-26	3	208-007	1	1			
1-26	4	53167-001	1	1			
1-26	5	127414-001	1	1	101-1220	101-1120	
		510500-323	1	1	1221&UP	1121&UP	
1-26	6	126973-001	1	1	101-1220	101-1120	
		510500-321	-	1	1221&UP	1121&UP	
1-26	7	106991-001	1	1			
1-26	8	51181-001	1	1			
1-26	9	52920-001	1	1			
1-26	10	106997-001	1	1			
1-26	11	106998-001	1	1			
1-26	12	119212-001	1	1			
1-26	13	19512-001	1	1			
1-26	14	19511-001	1	1			
1-26	15	26687-001	1	1			

126972-001	CYLINDER-2X22 (INC. REF. 1-15)	101-1220	101-1120
510500-327	CYLINDER - 2 X 24.50 (INC. REF. 1-15)	1221&UP	1121&UP
107620-001	SEAL KIT (INC. REF. 2, 3, 8-11, 13 & 14)		

CYLINDER COMPONENTS - 2" X 15"

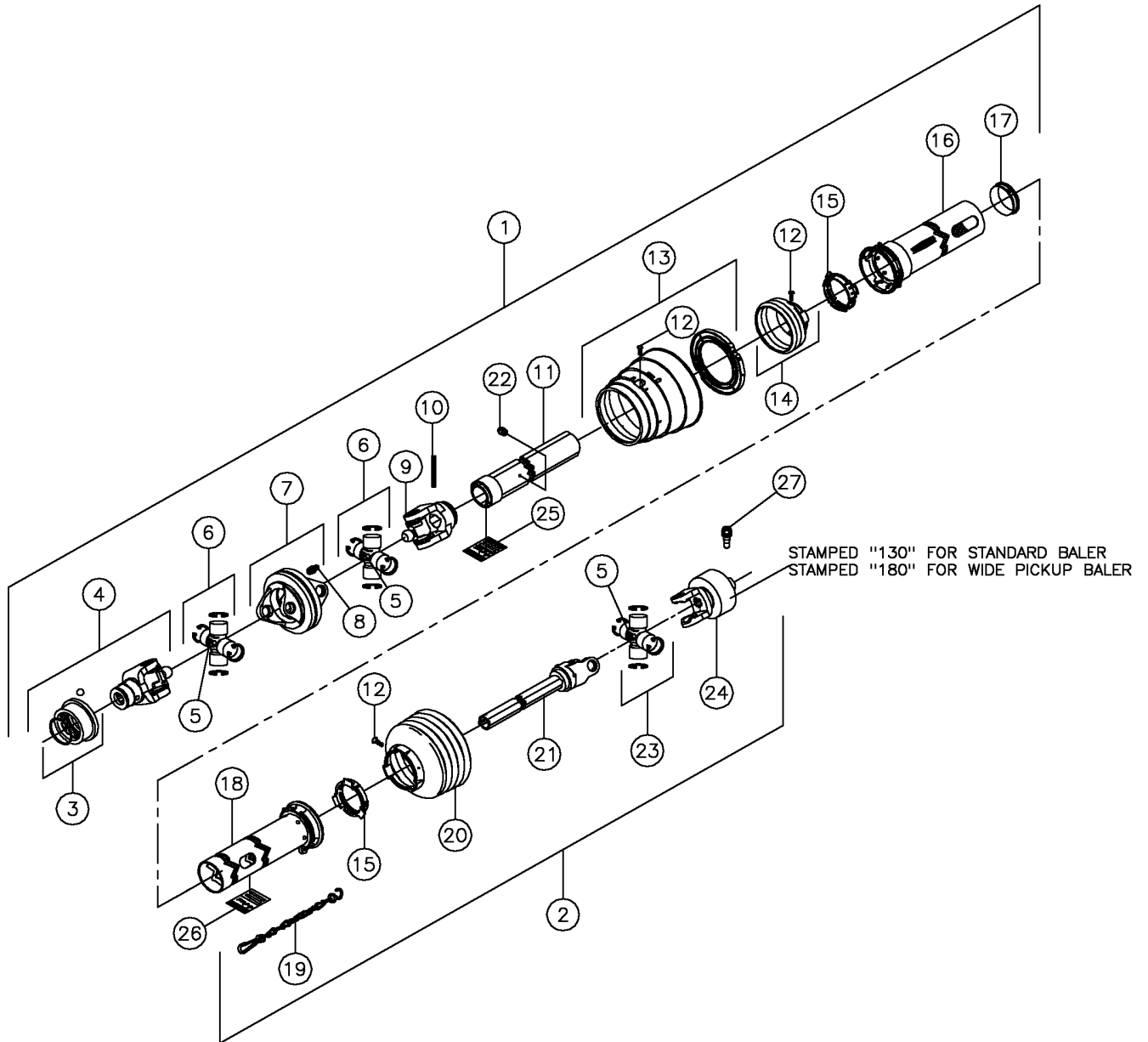
Figure 1-27



REF. NO.	PART NO.	DESCRIPTION	QTY.		SERIAL NO.		REMARKS
			554	555	554	555	
1-27	1	125018-001	1	1			
1-27	2	125017-001	1	1			
1-27	3	125015-001	1	1			
1-27	4	53168-001	2	2			
1-27	5	3211-043	1	1			
1-27	6	52919-001	1	1			
1-27	7	19511-001	2	2			
1-27	8	51181-001	2	2			
1-27	9	52920-001	2	2			
1-27	10	602-200	2	2			
1-27	11	19512-001	2	2			
1-27	12	601-112	2	2			
1-27	13	126479-001	1	1			
1-27	14	510301-012	4	4			
1-27	15	510352-507	4	4			
1-27	16	125016-001	1	1			
1-27	17	510302-016	1	1			
1-27	18	510352-507	1	1			
1-27	19	125643-001	1	1			
	125013-001	CYLINDER ASSY.-2" X 15" (INC. REF. 1-19)					
	501505-001	SEAL KIT (INC. REF. 5-12)					

DRIVELINE COMPONENTS - 540 RPM CUTOUT/OVERRUNNING CLUTCH

Figure 1-28



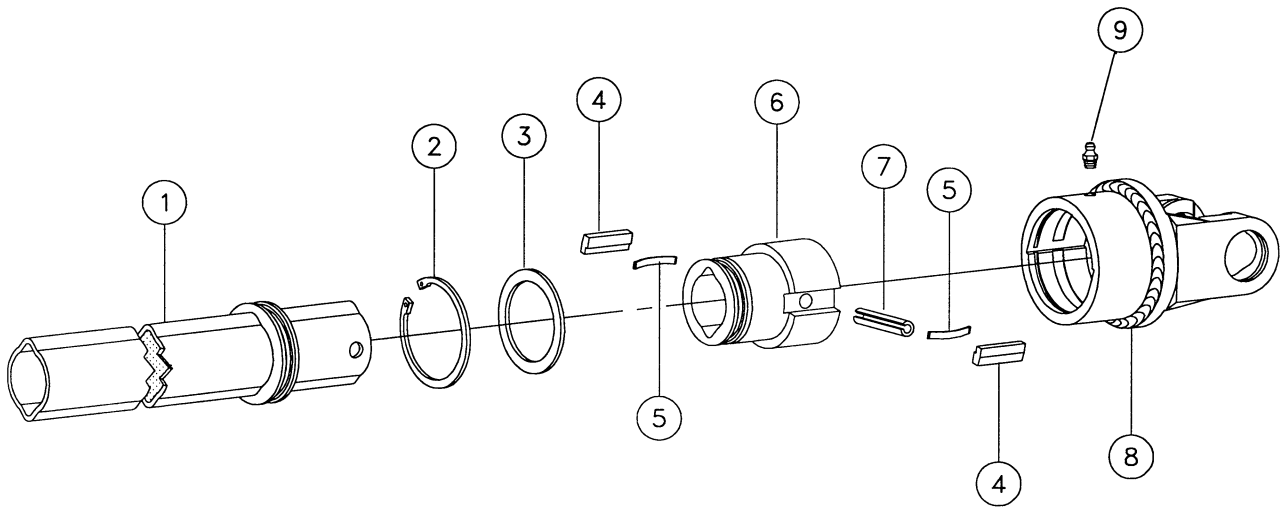
DRIVELINE COMPONENTS - 540 RPM CUTOUT/OVERRUNNING CLUTCH

Figure 1-28

REF. NO.	PART NO.	DESCRIPTION	QTY.		SERIAL NO.		REMARKS
			554	555	554	555	
1-28	1	507534-003	MALE WIDE ANGLE HALF SHAFT SHIELD	1	1		
1-28	2	507534-005	FEMALE HALF SHAFT W/SHIELDING	1	1		WIDE PICKUP ONLY
		507534-004	DRIVELINE-540 W/ CUTOUT CLUTCH REAR HALF	1	1		
1-28	3	75814-041	Q.D. COLLAR KIT	1	1		
1-28	4	68771-019	YOKE-1 3/8 6-SPLINE 540 RPM	1	1		
1-28	5	26247-001	LUB. FITTING-084099	3	3		
1-28	6	61275-021	CROSS & BEARING KIT	2	2		
1-28	7	68771-017	YOKE-DOUBLE	1	1		
1-28	8	65450-001	FITTING-LUBRICATION	1	1		
1-28	9	506955-004	INBOARD YOKE-2A	1	1		
1-28	10	25555-001	TENSION PIN-010 X 75 DIN 1481	1	1		
1-28	11	507534-017	PROFILE & SLEVE W.A.	1	1		
1-28	12	75814-027	SCREW-365305	8	8		
1-28	13	75815-019	CONE & BEARING ASSY	1	1		
1-28	14	68771-025	SHIELD-3 RIB CONE	1	1		
1-28	15	17557-033	RING-BEARING 087276	2	2		
1-28	16	507534-018	INNER SHIELD TUBE W/CAP	1	1		
1-28	17	67942-001	SUPPORT-BEARING	1	1		
1-28	18	507534-011	OUTER SHIELD TUBE W/CAP	1	1		
1-28	19	17557-039	CHAIN-SAFETY	1	1		
1-28	20	507534-015	SHIELD CONE 8 RIB	1	1		
1-28	21	507534-009	OVERRUNNING CLUTCH (BREAKDOWN FIG. 1-29)	1	1		
1-28	22	67943-001	ZERK-GREASE 380371	1	1		
1-28	23	25553-001	CROSS KIT-312410	1	1		
1-28	24	507534-019	CUTOUT CLUTCH	1	1		WIDE PICKUP ONLY
		507534-006	CUTOUT CLUTCH	1	1		
1-28	25	70000-108	DECAL-DANGER (AT)	1	1		
1-28	26	2326-902	DECAL-PTO ROTATING DRIVE LINE	1	1		
1-28	27	507534-029	PIN-TAPERED SPRING	1	1		
		507534-001	DRIVELINE-540 RPM CUTOUT/OVERRUNNING CLUTCH (INC. REF. 1-27)				WIDE PICKUP ONLY
		507534-002	DRIVELINE-540 W/CUTOUT CLUTCH 554/555XL (INC REF 1-27)				

OVERRUNNING CLUTCH COMPONENTS

Figure 1-29

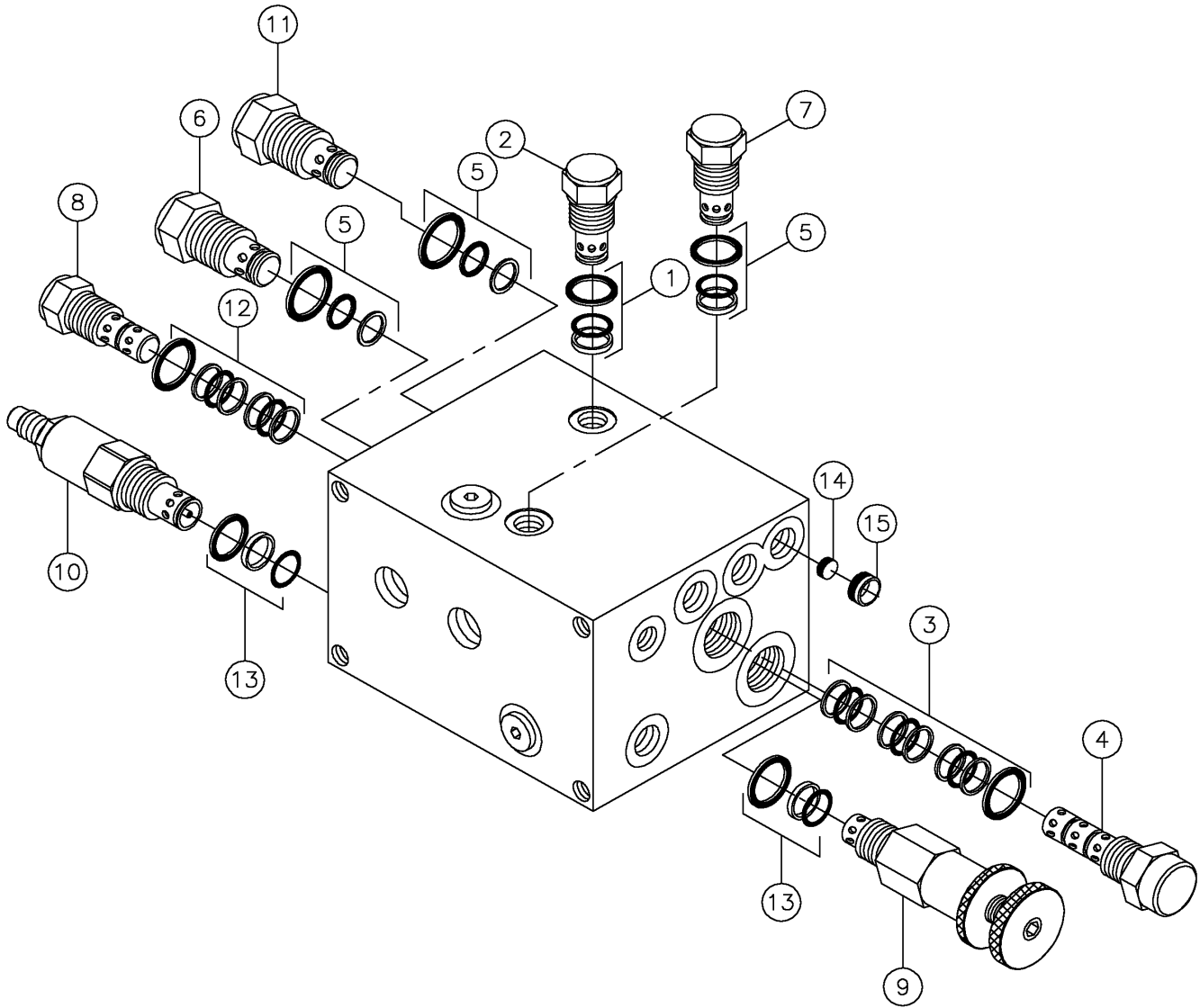


REF. NO.	PART NO.	DESCRIPTION	QTY.		SERIAL NO.		REMARKS
			554	555	554	555	
1-29	1	507534-027	1	1			
1-29	2	65444-001	1	1			
1-29	3	109584-025	4	4			
1-29	4	59382-011	5	5			
1-29	5	59382-013	1	1			
1-29	6	507534-021	1	1			
1-29	7	507534-023	1	1			
1-29	8	507534-025	1	1			
1-29	9	65450-001	2	2			
	507534-009	OVERRUNNING CLUTCH (INC. REF. 1-9)					

THIS PAGE INTENTIONALLY LEFT BLANK

HYDRAULIC VALVE COMPONENTS

Figure 1-30



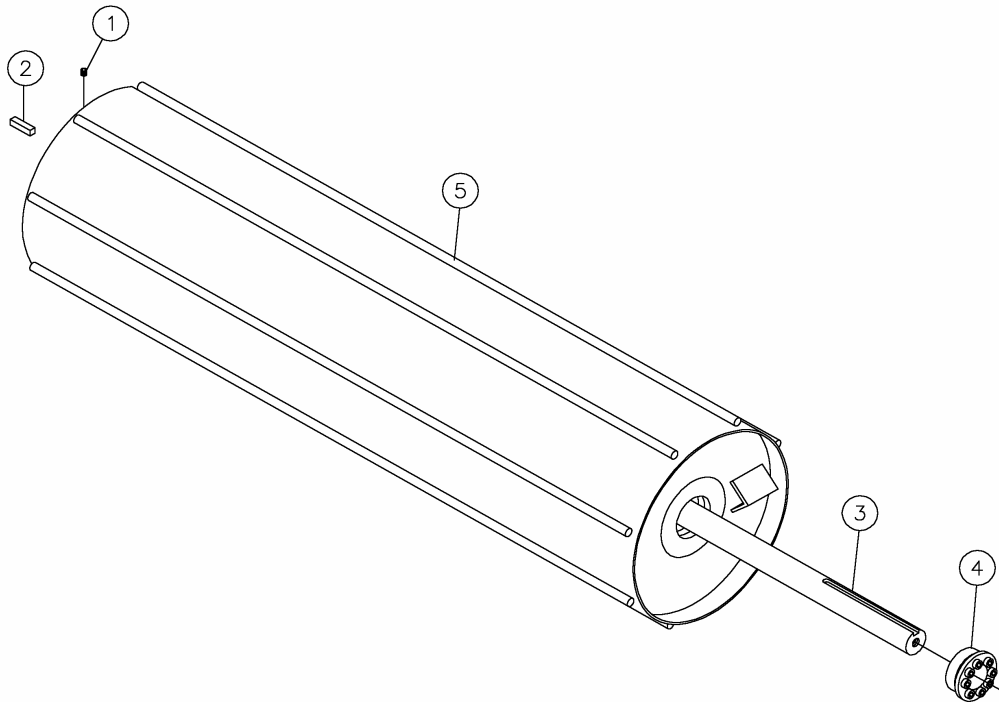
HYDRAULIC VALVE COMPONENTS

Figure 1-30

REF. NO.	PART NO.	DESCRIPTION	QTY		SERIAL NO.		REMARKS
			554	555	554	555	
1-30	1	212821-009	SEAL KIT	1	1		
1-30	2	500659-003	VALVE ASS'Y-CHECK #8 (CV2)	1	1		
1-30	3	206271-007	SEAL KIT	1	1		
1-30	4	506829-011	VALVE ASSY. PILOT DIRECTIONAL (PD1)	1	1		
1-30	5	240324-005	SEAL KIT	1	1		
1-30	6	506829-003	VALVE ASSY-CHECK #10 (CV1)	1	1		
1-30	7	507798-003	VALVE-CHECK (CV3)	1	1		
1-30	8	507798-005	VALVE-PILOT OPERATED CHECK (PC1)	1	1		
1-30	9	507798-007	VALVE-RELIEF-17 (RV1)	1	1		
1-30	10	507798-009	VALVE-RELIEF-30 (RV2)	1	1		
1-30	11	507798-013	CARTRIDGE-SCREEN (SC1)	1	1		
1-30	12	507798-015	SEAL KIT	1	1		
1-30	13	507798-017	SEAL KIT	1	1		
1-30	14	506829-015	VALVE-ORIFICE PLUG (ORF1)	1	1		
1-30	15	506829-013	PORT PLUG	1	1		
		507798-001	VALVE-BALER TAILGATE/TENSION (INC. REF. 1-15)				

DRUM ROLLER COMPONENTS - 554XL WIDE PICKUP

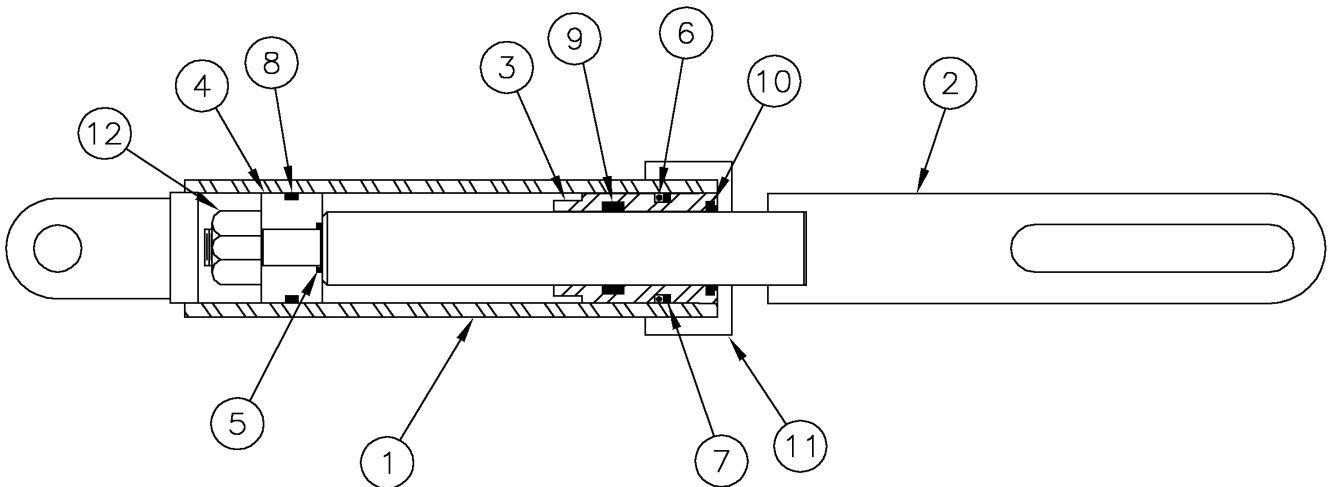
Figure 1-31



<u>REF. NO.</u>	<u>PART NO.</u>	<u>DESCRIPTION</u>	<u>QTY</u>	<u>SERIAL NO.</u>	<u>REMARKS</u>
1-31	1	5531-001	1		
1-31	2	580-015	1		
1-31	3	510501-421	1		
1-31	4	501230-001	1		
1-31	5	509426-002	1		
	510501-540	DRUM ROLLER - 554 WIDE PICKUP (INC. REF. 1-5)			

CYLINDER COMPONENTS - 1 1/2" X 3"

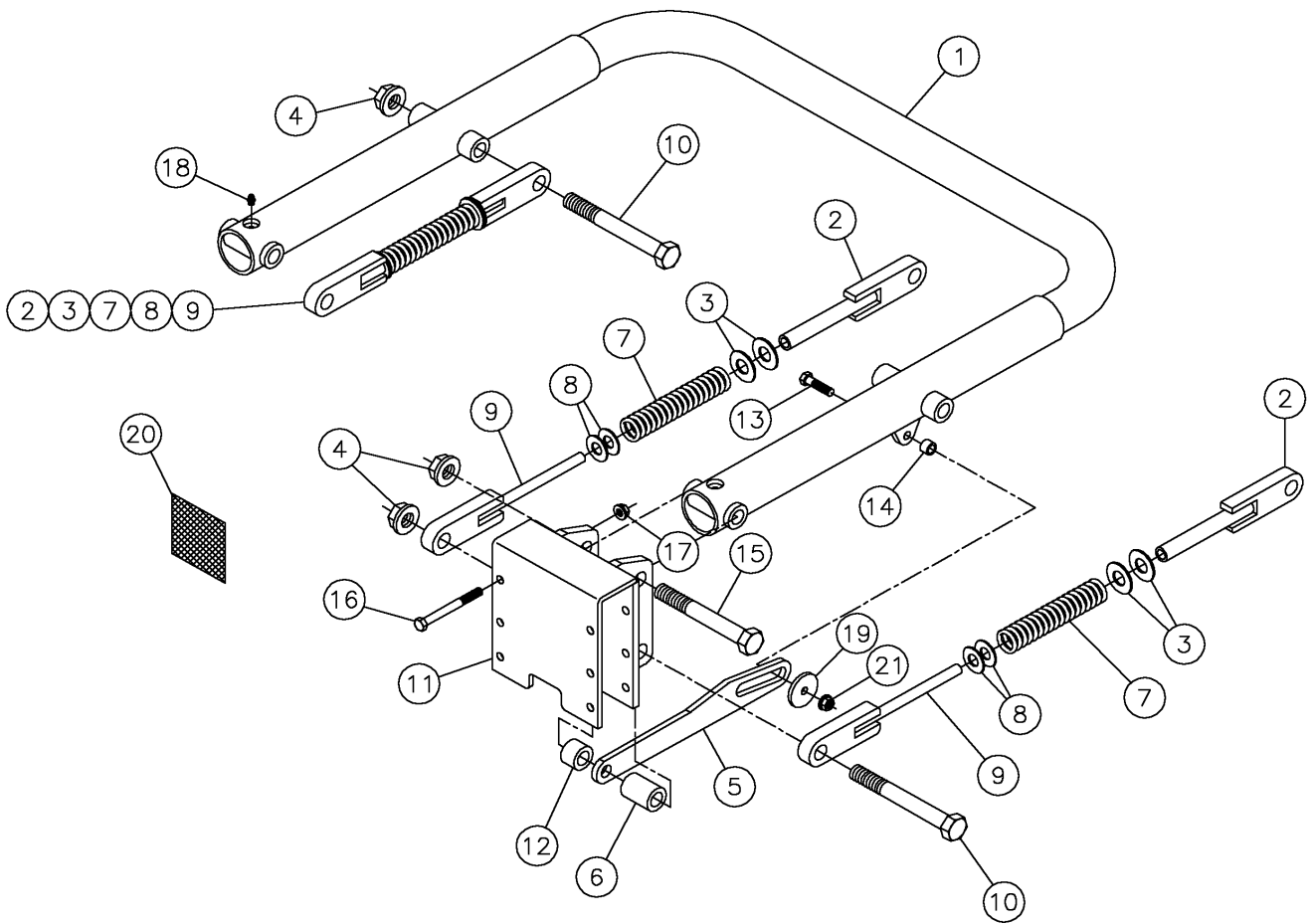
Figure 1-32



REF. NO.	PART NO.	DESCRIPTION	QTY	SERIAL NO.	REMARKS
1-32	1	510502-591	1		BODY-CYLINDER
1-32	2	510502-594	1		ROD-CYLINDER
1-32	3	510502-736	1		GLAND
1-32	4	67128-001	1		PISTON
1-32	5	16138-031	1		O-RING
1-32	6	4883-001	1		O-RING-NAT.#218
1-32	7	60531-001	1		19-218 BACK-UP WASHER
1-32	8	60695-001	1		UNI-RING 12G-116108-187
1-32	9	53623-001	1		ROD SEAL-30-100108-250
1-32	10	53624-001	1		WIPER-50-9 GROVER
1-32	11	510502-734	1		CAP-CYLINDER, 1.875 THREAD
1-32	12	395-001	1		NUT-1/2"-20 GR 8 SLTL
	510502-590	CYLINDER ASSY.-1 1/2" X 3" (INC. REF. 1-12)			
	81357-001	REPAIR KIT-1 1/2" CYLINDER (INC. REF. 5-10)			

BALE RAMP ASSEMBLY

Figure 2-1



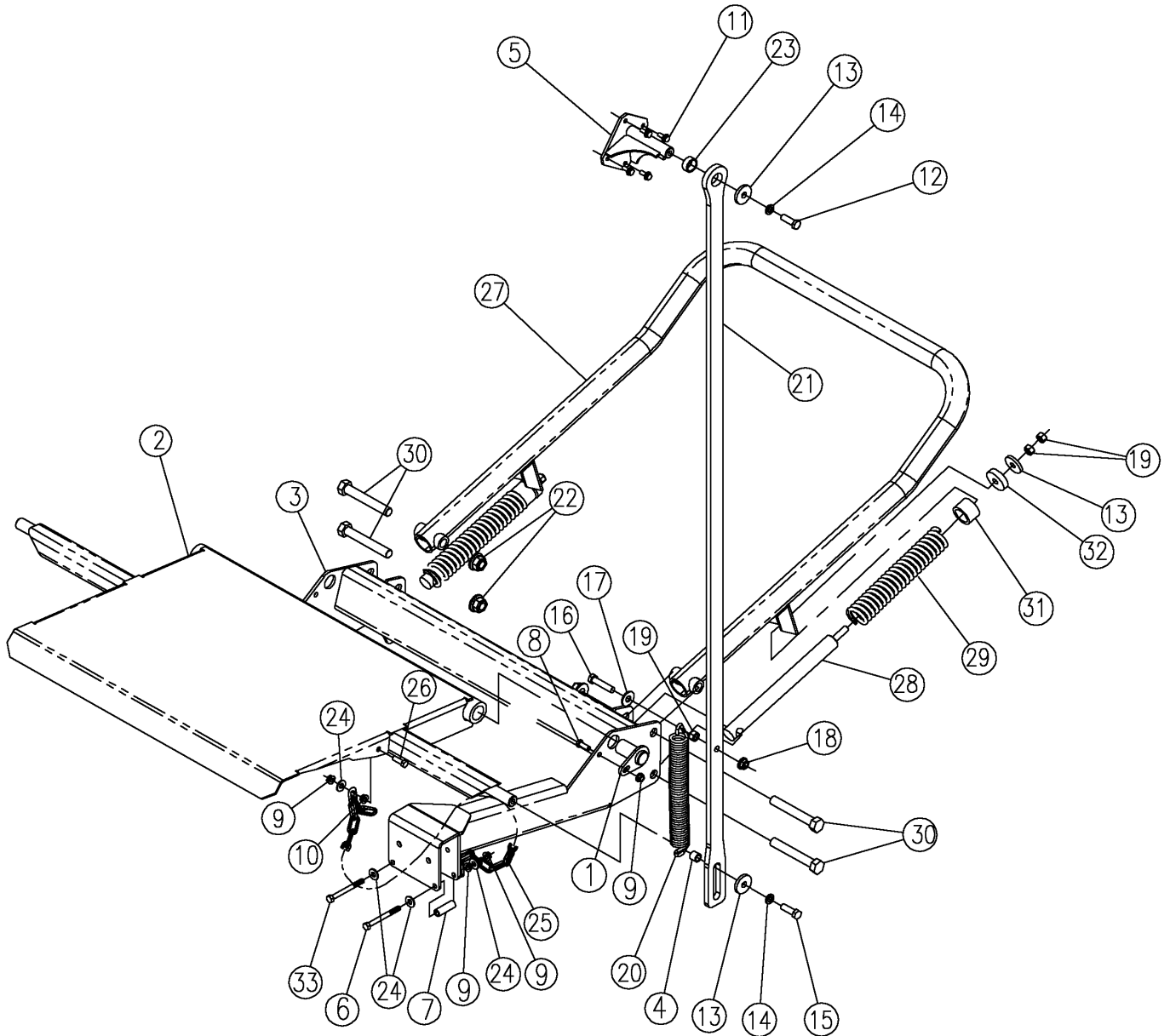
BALE RAMP ASSEMBLY

Figure 2-1

REF. NO.	PART NO.	DESCRIPTION	QTY.		SERIAL NO.		REMARKS
			554	555	554	555	
2-1	1	502106-001	PIVOT ARM	1	1		
2-1	2	121152-001	TUBE	4	4		
2-1	3	510337-617	WASHER-FLATSTD-.75-.81X2.00-.15-YZ	8	8		
2-1	4	510381-501	NUT-CENTER LOCK-.75-10 GR2, YZ	6	6		
2-1	5	510500-073	BAR-RETAINER	1	1		
2-1	6	501130-001	TUBE-1 1/4 OD X 1/4 W - 1.73	1	1		
2-1	7	1803-039	SPRING-COMP.5/16X7/8ID X6"	4	4		
2-1	8	510337-615	WASHER-FLATSTD-.63-.69X1.75-.14-YZ	8	8		
2-1	9	121149-001	PIN	4	4		
2-1	10	510307-064	SCREW-HCS-.75-10X6.50-GR5-YZ	4	4		
2-1	11	510500-074	BASE-BALE RAMP	2	2		
2-1	12	501129-001	TUBE-1 1/4 OD X 1/4 W - .86	1	1		
2-1	13	510304-012	SCREW-HCS-.50-13X1.25-GR5-YZ	1	1		
2-1	14	1073-079	TUBING-RND 3/4ODX11GA-.44"	1	1		
2-1	15	510307-060	SCREW-HCS-.75-10X6.00-GR5-YZ	2	2		
2-1	16	510302-036	SCREW-HCS-.38-16X3.75-GR5-YZ	8	8		
2-1	17	510352-503	NUT-SMFLGTL-.38-16-G-YZ	8	8		
2-1	18	598-001	ZERK-1/4" NF ST GREASE	2	2		
2-1	19	510337-611	WASHER-FLAT STD-.50-.56X1.40-.11-YZ	1	1		
2-1	20	7000B-655	DECAL-BALE RAMP POSITION	1	1		
2-1	21	510352-501	NUT-SMFLGTL-.50-13-G-YZ	1	1		

BALE RAMP ASSEMBLY - TWO STAGE

Figure 2-1A



BALE RAMP ASSEMBLY - TWO STAGE

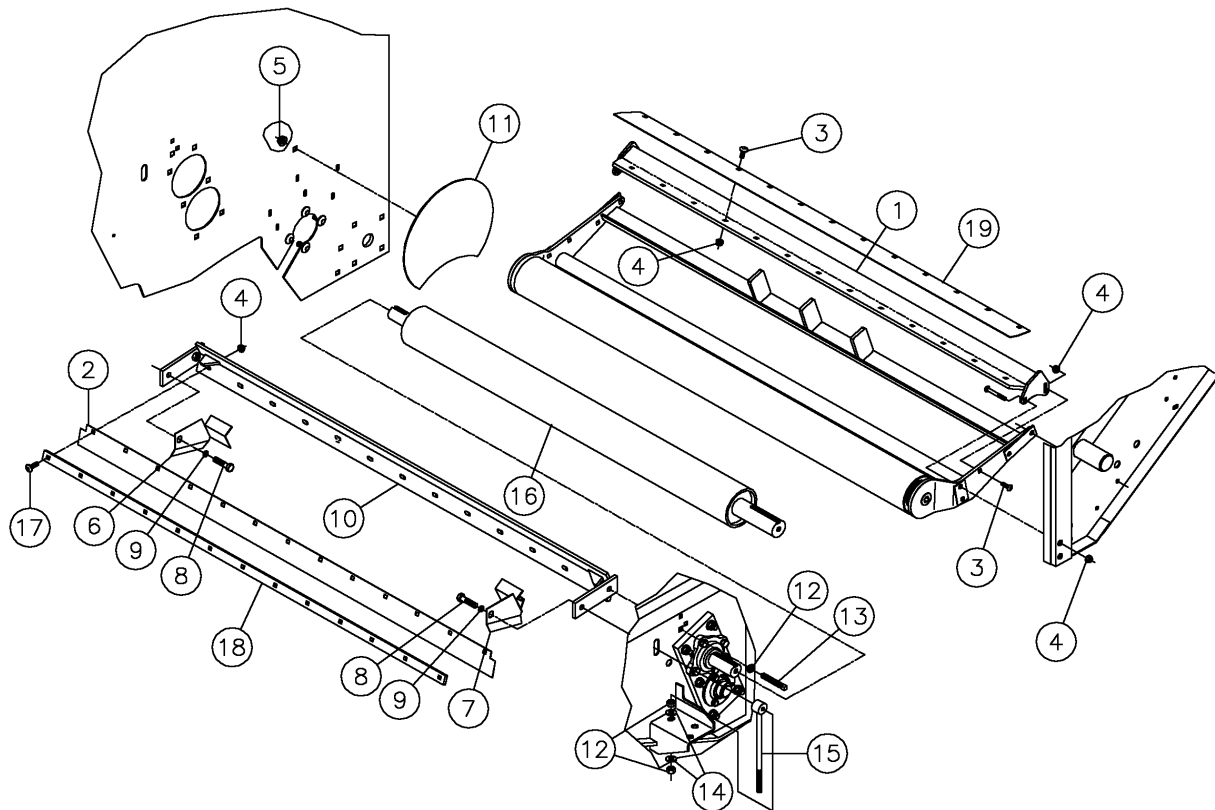
Figure 2-1A

REF. NO.	PART NO.	DESCRIPTION	QTY.		SERIAL NO.		REMARKS
			554	555	554	555	
2-1A	1	510500-336	PIN, PIVOT, BALE RAMP	2	2		
2-1A	2	510500-339	BALE RAMP LIFT PAN, 4'	1	-		
2-1A	2	510502-201	BALE RAMP LIFT PAN, 5'	-	1		
2-1A	3	510500-335	FRAME, AXLE MOUNT, BALE RAMP	1	1		
2-1A	4	1071-033	TUBE-3/4"ODX12 GA.-5/8"	2	2		
2-1A	5	510500-346	PIN ASSY, TAILGATE LIFT, BALE RAMP	2	2		
2-1A	6	510302-036	SCREW-HCS-.38-16X3.75-GR5-YZ	1	1		
2-1A	7	81475-021	RND.TUBE 5/8ODX12GA.W-1.94	4	4		
2-1A	8	510302-010	SCREW-HCS-.38-16X1.00-GR5-YZ	2	2		
2-1A	9	510352-503	NUT-SMFLGTL-.38-16-G-YZ	9	9		
2-1A	10	510315-411	NUT-HEXFLGL-.38-16-GR2-YZ	2	2		
2-1A	11	510377-006	SCREW-HCS-.31-18X.75-GR8-YZ-SP	8	8		
2-1A	12	510304-012	SCREW-HCS-.50-12 x 1.25 GR 5-YZ	2	2		
2-1A	13	510361-621	WASHER- 1 3/4 OD X 17/32 ID	6	6		
2-1A	14	510335-711	WASHER-LOCK-.50-.52X.87-.13-YZ	4	4		
2-1A	15	510304-014	SCREW-HCS-.50-13X1.50-GR5-YZ	2	2		
2-1A	16	510304-022	BOLT-1/2-13X2.25 GRADE #5 HEX	2	2		
2-1A	17	510337-611	WASHER-FLAT-.50-.56X1.40-.11-YZ	2	2		
2-1A	18	510352-501	NUT-SMFLGTL-.38-16-G-YZ	2	2		
2-1A	19	510317-301	NUT - 1/2-13 NC	6	6		
2-1A	20	123331-001	SPRING	2	2		
2-1A	21	510500-334	BAR, LIFT, BALE RAMP	2	2		
2-1A	22	510352-511	NUT-SMFLGTL-.75-10-G-YZ	4	4		
2-1A	23	111454-001	BEARING-FIBER 1.25ODX1ID-.50	2	2		
2-1A	24	510337-607	WASHER-FLATSTD-.38-.44X1.00-.08-YZ	4	4		
2-1A	25	131024-007	CHAIN 3/16" LONG LOOP - 13 LINKS	1	1		
2-1A	26	510302-012	SCREW-HCS-.38-16X1.25-GR5-YZ	1	1		
2-1A	27	510502-206	BALE RAMP, REAR	1	1		
2-1A	28	510502-203	BAR,SPRING/UPSTOP	2	2		
2-1A	29	1803-002	SPR.COMP.1.35 IDX11.00, .331WIRE,168LB/I	2	2		
2-1A	30	510307-050	SCREW-HCS-.75-10 X 5.00-GR5-YZ	4	4		
2-1A	31	510502-212	TUBE, 1.75 OD X 1.31 ID X 1.25 LG	2	2		
2-1A	32	69279-001	WASHER-RUBBER 2ODX9/16-1/2	2	2		
2-1A	33	510302-032	SCREW-HCS-.38-16X3.25-GR5-YZ	3	3		

THIS PAGE INTENTIONALLY LEFT BLANK

SILAGE KNIFE/HARDENED ROLLER ASSEMBLY W/O NETWRAP

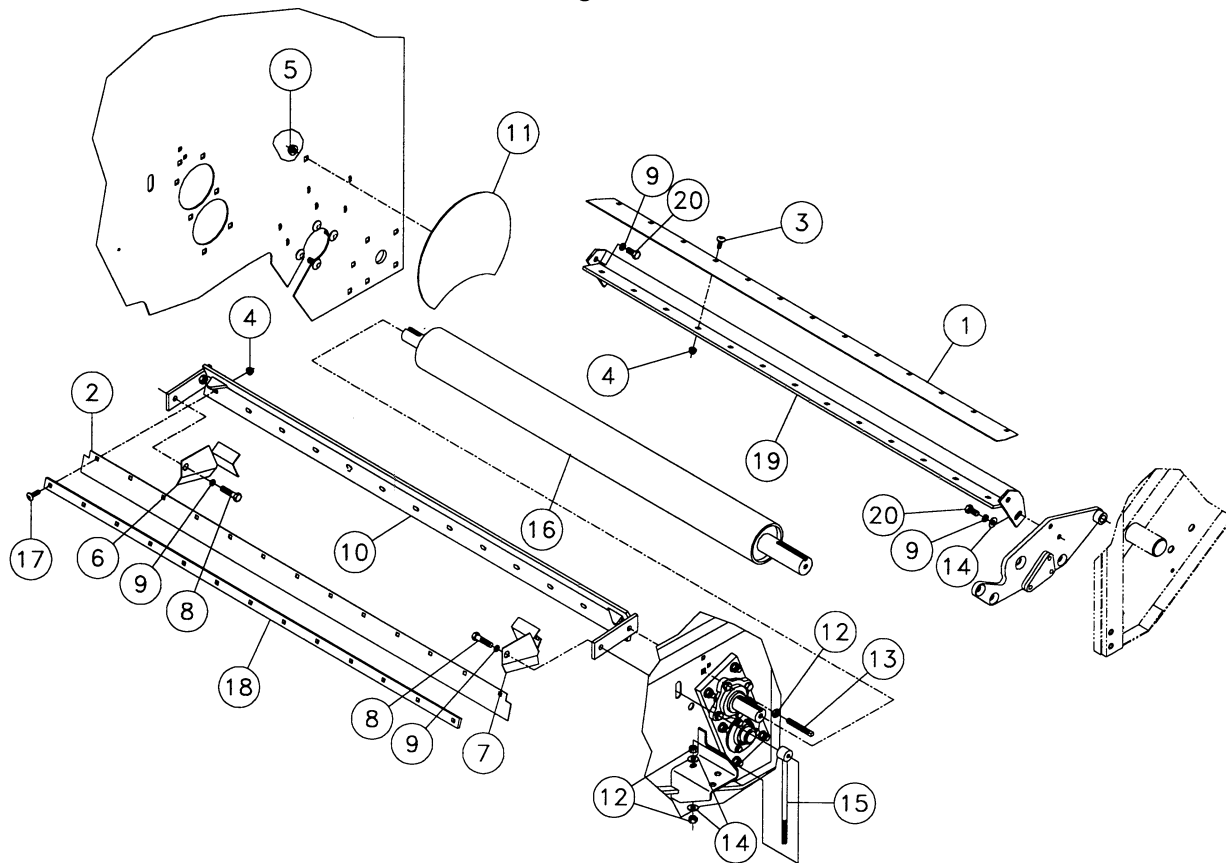
Figure 3-1



REF. NO.	PART NO.	DESCRIPTION	QTY		SERIAL NO.		REMARKS
			554	555	554	555	
3-1	1	509701-001 MOUNT-LOWER REAR SCRAPER, 4'	1	-			
		509705-001 MOUNT-LOWER REAR SCRAPER, 5'	-	1			
3-1	2	86586-001 BLADE-SCRAPER (WIDE)	2	-			
		501456-001 BLADE-SCRAPER (WIDE)	-	2			
3-1	3	510308-110 BOLT-CARG-.38-16X1.00-GR5-YZ	15	17			
3-1	4	510352-503 NUT-SMFLGTL-.38-16-G-YZ	26	30			
3-1	5	510352-501 NUT-SMFLGCTRLOCK-.50-13-G-YZ	2	2			
3-1	6	101495-002 LOWER DRIVE ROLLER KNIFE SHIELD	1	1			
3-1	7	101495-001 LOWER DRIVE ROLLER KNF.SHIELD	1	1			
3-1	8	510304-020 SCREW-HCS-.50-13X2.00-GR5-YZ	2	2			
3-1	9	510335-711 WASHER-LOCK-.50-.52X.87-.13-YZ	2	2			
3-1	10	90562-001 MOUNT - SILAGE KNIFE 4'	1	-			
		500203-001 MOUNT - SILAGE KNIFE 5'	-	1			
3-1	11	82365-001 RESTRICTOR-BALE	2	2			
3-1	12	510317-301 NUT-HEX-.50-13-GR2-YZ	6	6			
3-1	13	510365-813 SCREW-SQSET-.50-13X3.00-GR5-YZ	2	2			
3-1	14	510337-611 WASHER-FLATSTD-.50-.56X1.38-.11-YZ	4	4			
3-1	15	501239-001 BOLT-PUSH	2	2			
3-1	16	501370-001 ROLLER-4 1/2 LOWER DRIVE 4'	1	-			
		501371-001 ROLLER-LOWER DRIVE	-	1			
3-1	17	510308-112 BOLT-CARG-.38-16X1.25-GR5-YZ	11	13			
3-1	18	86816-001 CLAMP-KNIFE	1	-			
		500206-001 CLAMP-KNIFE	-	1			
3-1	19	86587-001 BLADE-SCRAPER (NARROW)	1	-			
		131737-001 BLADE-SCRAPER (NARROW)	-	1			

SILAGE KNIFE/HARDENED ROLLER ASSEMBLY W/NETWRAP

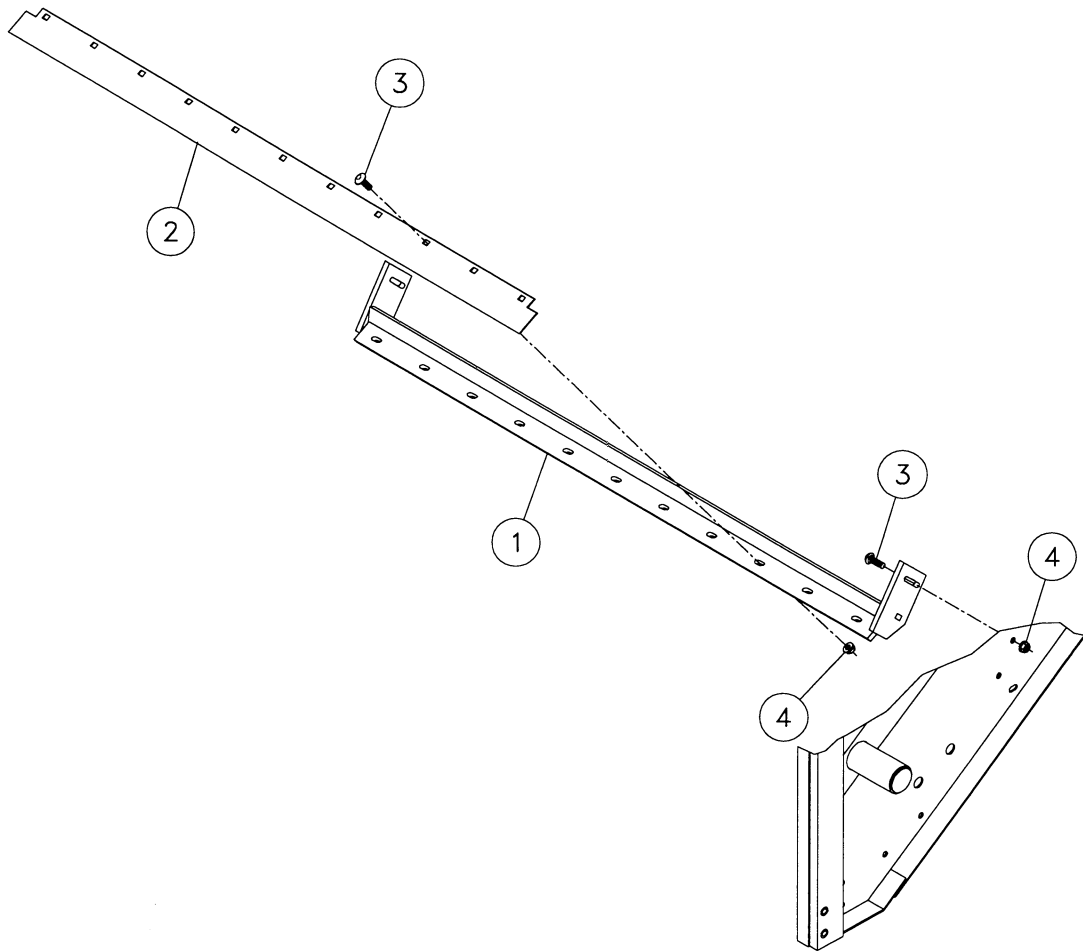
Figure 3-2



REF. NO.	PART NO.	DESCRIPTION	QTY		SERIAL NO.		REMARKS
			554	555	554	555	
3-2	1	86587-001 131737-001	1	-			
3-2	2	86586-001 501456-001	1	-			
3-2	3	510308-110	10	13			
3-2	4	510352-503	21	26			
3-2	5	510352-501	2	2			
3-2	6	101495-002	1	1			
3-2	7	101495-001	1	1			
3-2	8	510304-020	2	2			
3-2	9	510335-711	6	6			
3-2	10	90562-001 500203-001	1	-			
3-2	11	82365-001	2	2			
3-2	12	510317-301	6	6			
3-2	13	510365-813	2	2			
3-2	14	510337-611	6	6			
3-2	15	501239-001	2	2			
3-2	16	501370-001 501371-001	1	-			
3-2	17	510308-112	11	13			
3-2	18	86816-001 500206-001	1	-			
3-2	19	111188-001 131739-001	1	-			
3-2	20	510304-010	4	4			

OPTIONAL SILAGE KNIFE ASSEMBLY

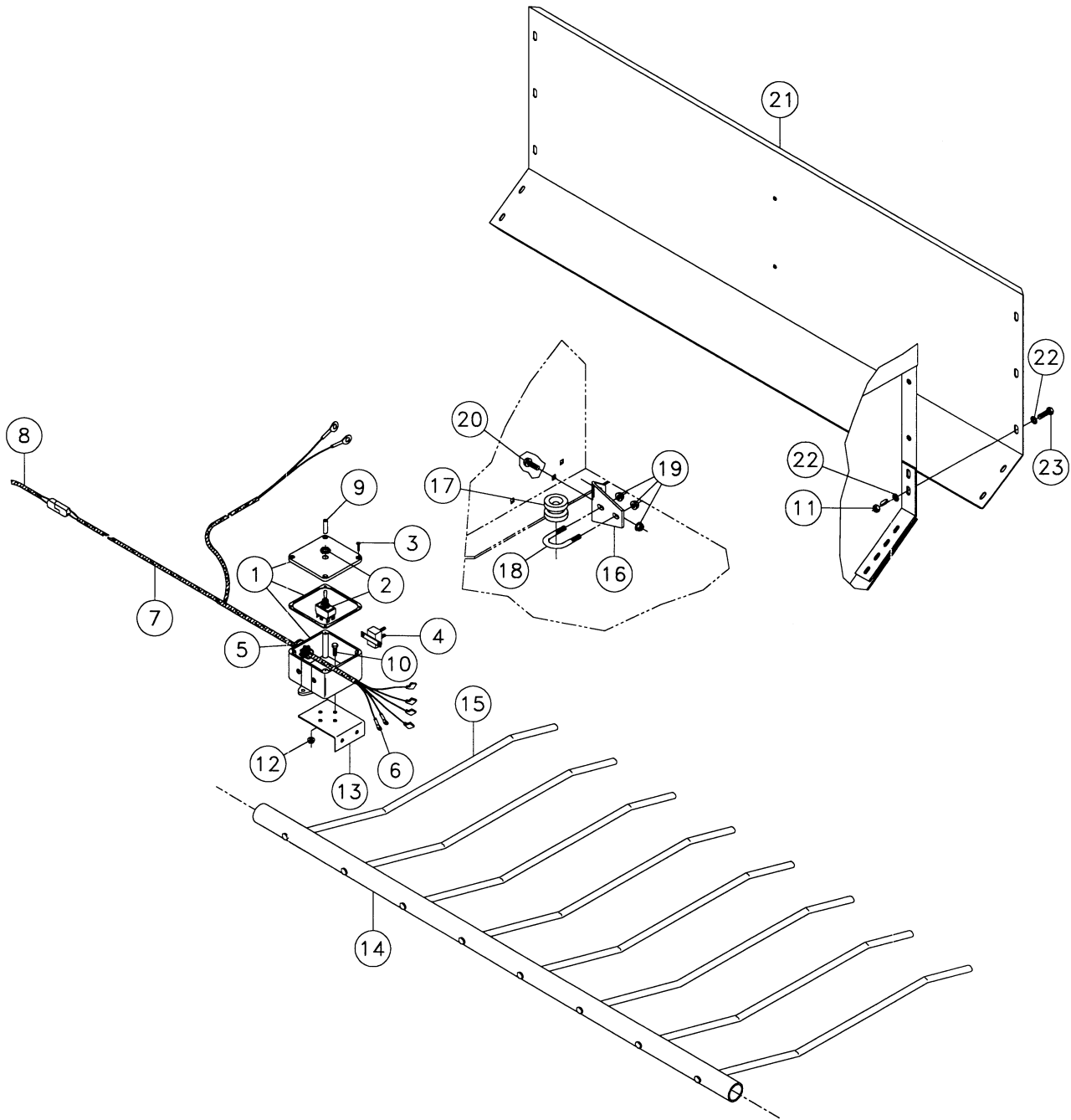
Figure 3-3



REF. NO.	PART NO.	DESCRIPTION	QTY		SERIAL NO.		REMARKS
			554	555	554	555	
3-3	1	86831-001 501457-001	1	-			
		MOUNT-IDLER ROLLER KNIFE					
		MOUNT-IDLER ROLLER KNIFE	-	1			
3-3	2	86586-001 501456-001	1	-			
		BLADE-SCRAPER (WIDE)					
		BLADE-SCRAPER (WIDE)	-	1			
3-3	3	510308-110	15	17			
		BOLT-CARG-.38-16X1.00-GR5-YZ					
3-3	4	510352-503	15	17			
		NUT-SMFLGTL-.38-16-G-YZ					

MANUAL ELECTRIC TWINE TIE ASSEMBLY

Figure 4-1



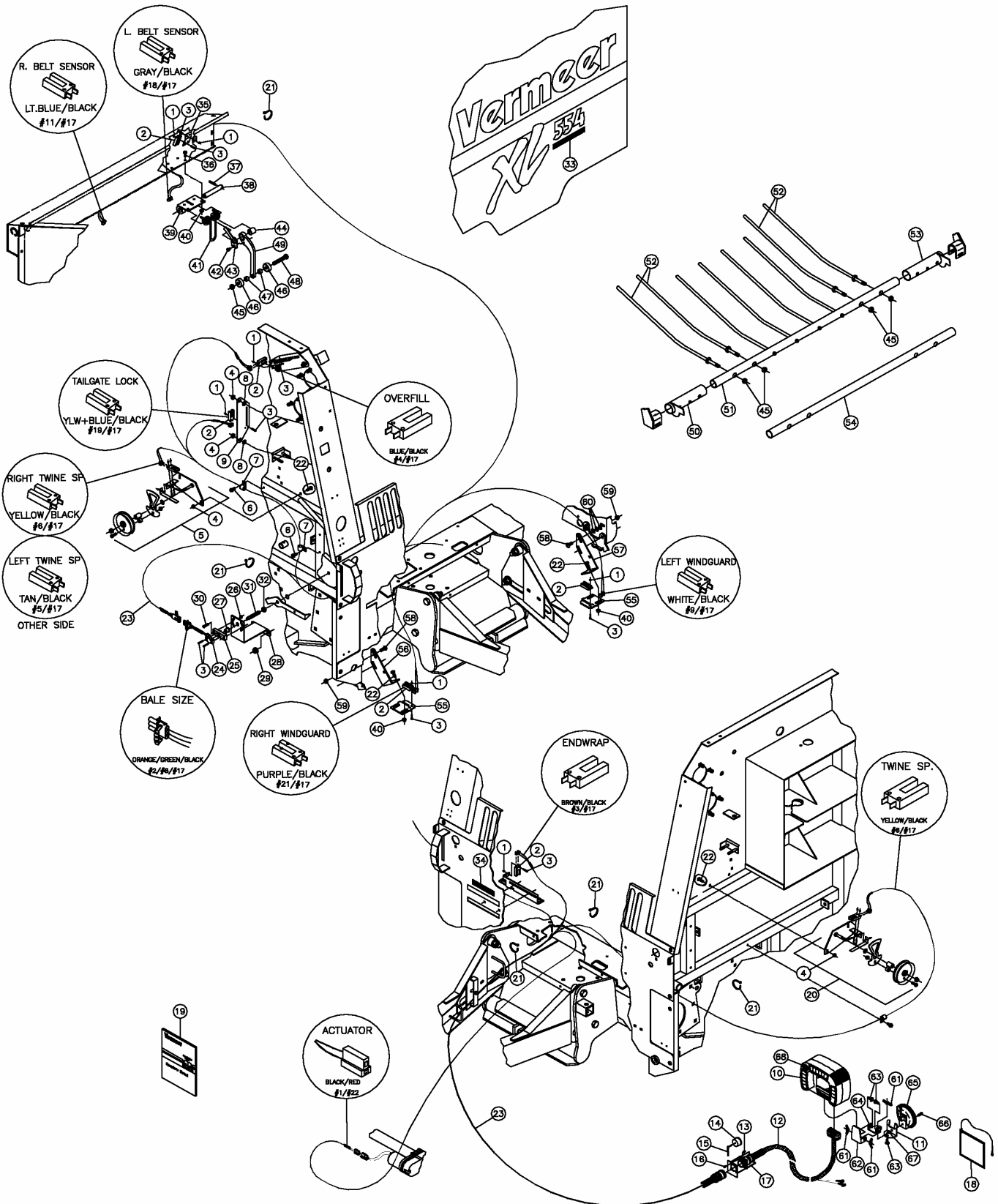
MANUAL ELECTRIC TWINE TIE ASSEMBLY

Figure 4-1

REF. NO.	PART NO.	DESCRIPTION	QTY		SERIAL NO.		REMARKS
			554	555	554	555	
4-1	1	75976-009	BOX-SWITCH	1	1		
4-1	2	11186-001	SWITCH	1	1		
4-1	3	28937-001	SCREW-#6 X 1/4"	4	4		
4-1	4	64075-001	BREAKER	1	1		
4-1	5	20922-001	CONNECTOR	1	1		
4-1	6	75976-007	POWER LEAD	1	1		
4-1	7	75976-005	HARNESS-TRACTOR	1	1		
4-1	8	75976-003	HARNESS-BALER	1	1		
		75976-001	HARNESS-TWINE TIE WIRING(INC. REF.1-8)	1	1		
4-1	9	4247-011	HOSE-3/16 LP - 2"	1	1		
4-1	10	510300-006	SCREW-HCS-.25-20X.75-GR5-YZ	4	4		
4-1	11	510314-501	NUT-TLHEX-.31-18-A-YZ	10	10		
4-1	12	510313-401	NUT-HEXFLGL-.25-20-GR2-YZ	4	4		
4-1	13	76174-001	BRACKET-SWITCH BOX MOUNT	1	1		
4-1	14	109397-001	WINDGUARD WELDMENT, 4'	1	-		
		103671-001	WINDGUARD WELDMENT, 5'	-	1		
4-1	15	127296-001	TINE - WINDGUARD	A/R	A/R		
4-1	16	507945-001	MOUNT-TWINE TIE WIRING	1	1		
4-1	17	90196-001	INSULATOR-PORCELIN 1/2 ID	2	2		
4-1	18	559-001	U-BOLT - 5/16-18	2	2		
4-1	19	510352-507	NUT-SMFLGTL-.31-18-G-YZ	4	4		
4-1	20	510308-106	BOLT-CARG-.31-18X.75-GR5-YZ	4	4		
4-1	21	79925-001	SHIELD - REAR 4'	1	-		
		86244-001	SHIELD - REAR 5'	-	1		
4-1	22	510360-631	WA-FLTSAEHRD-.31-.34X.69-.06-YZ-A325	20	20		
4-1	23	510301-010	SCREW-HCS-.31-18X1.00-GR5-YZ	10	10		

ACCU-BALE ASSEMBLY (SER. NO. 101-999)

Figure 4-2



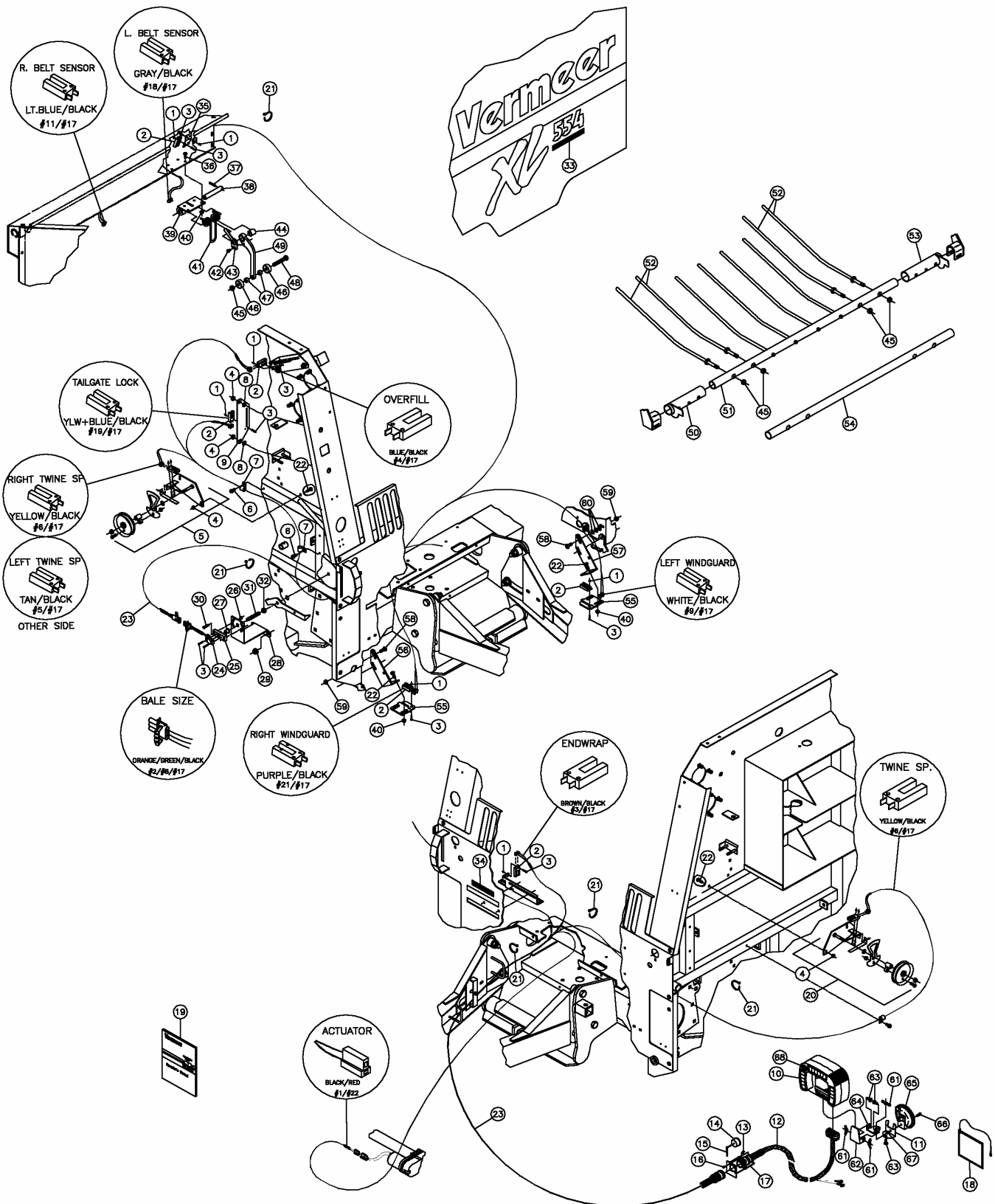
ACCU-BALE ASSEMBLY (SER. NO. 101-999)

Figure 4-2

REF. NO.	PART NO.	DESCRIPTION	QTY.		SERIAL NO.		REMARKS
			554	555	554	555	
4-2	1	510368-453	NUT-NYLOCK-8-32-GR2-YZ	18	18		
4-2	2	68766-001	SWITCH-MAGNETIC REED	7	7		
4-2	3	510369-011	SCREW-MCH-8-32X1.00-GR2-YZ-HEX-SLT	20	20		
4-2	4	510352-507	NUT-SMFLGTL-.31-18-G-YZ	4	4		
4-2	5	509535-001	ASSEMBLY-SENSOR, TWINE SPEED-R	1	1		
4-2	6	510377-006	SCREW-HCS-.31-18X.75-GR8-YZ-SP	3	3		
4-2	7	2595-011	CLAMP-HOSE/CLIP TS7E 3/8"	3	3		
4-2	8	510337-605	WASHER-FLTSTD-.31-.38X.88-.08-YZ	2	2		
4-2	9	509599-001	MOUNT-SWITCH, SLIDE INDICATOR	1	1		
4-2	10	502000-001	ACCU-BALE MONITOR	1	1		
4-2	11	508827-001	MOUNT BASE-MONITOR	1	1		
4-2	12	502028-001	ACCU-BALE HARNESS-TRACTOR	1	1		
4-2	13	510368-451	NUT-NYLOCK-6-32-GR2-YZ	4	4		
4-2	14	79464-001	CAP-1 7/16" #EC-23	1	1		
4-2	15	69277-005	CHAIN-16GA.-9 1/2" (LOAD LIM. 10)	1	1		
4-2	16	510369-001	SCREW-MCH-6-32X.50-GR2-YZ-HEX-SLT	4	4		
4-2	17	69794-001	MOUNT-PLUG	1	1		
4-2	18	507441-001	ACCU-BALE EASY REFERENCE ASSY	1	1		
4-2	19	105400-R04	ACCU-TIE BALE MONITOR OM	1	1		
4-2	20	507943-001	ASSEMBLY-SENSOR, TWINE SPEED-L	1	1		
4-2	21	59634-001	NYTIE-8"	10	10		
4-2	22	510308-106	BOLT-CARG-.31-18X.75-GR5-YZ	8	8		
4-2	23	509067-001	HARNESS - ACCU-BALE - BALER	1	1		
4-2	24	509066-001	POTENTIOMETER-ROTARY W/WTHR PACK	1	1		
4-2	25	502137-001	MOUNT-BALE SIZE ROTARY POT.	1	1		
4-2	26	510313-401	NUT-HEXFLGL-.25-20-GR2-YZ	4	4		
4-2	27	209-015	NYLINER-8L5 1/2F	1	1		
4-2	28	509480-001	MOUNT-ROTARY POT. 554/555	1	1		
4-2	29	510352-501	NUT-SMFLGCTRLOCK-.50-13-G-YZ	2	2		
4-2	30	510300-010	SCREW-HCS-.25-20X1.00-GR5-YZ	2	2		
4-2	31	509776-001	SHAFT-POTENTIOMETER DRIVE	1	1		
4-2	32	510317-311	NUT-HEXJAM-.50-13-GR2-YZ	1	1		
4-2	33	7000B-043	DECAL-MODEL W/ACCU-BALE	2	2		
4-2	34	7000B-050	DECAL-ACCU-BALE	1	1		
4-2	35	501427-001	MOUNT-SWITCH	2	2		
4-2	36	510301-010	SCREW-HCS-.31-18X1.00-GR5-YZ	4	4		
4-2	37	510342-801	PIN-EXPANSION 1/4 X 1 1/2 YZ	2	2		
4-2	38	501428-001	PIN-SENSOR	2	2		
4-2	39	501426-001	PIVOT-SENSOR	2	2		
4-2	40	510314-401	NUT-HEXFLGL-.31-18-GR2-YZ	16	16		
4-2	41	507433-001	SPRING-TORSION-2.88X4.75	2	2		
4-2	42	510344-204	SCREW-FLGWZ-.25-20X.50-GR2-YZ	2	2		
4-2	43	502001-001	FLAG-BELT SENSOR	2	2		
4-2	44	507430-001	BUSHING-BRONZE-.753IDX1.003OD-1.00	2	2		
4-2	45	510317-501	NUT-TLHEX-.50-13-B-YZ	6	6		
4-2	46	1732-003	BEARING-#202KRR7 FAFNIR	4	4		
4-2	47	1073-079	TUBING-RND.3/4ODX11GA.-.44"	4	4		
4-2	48	510304-030	SCREW-HCS-.50-13X3.00-GR5-YZ	2	2		
4-2	49	501443-001	ARM-SENSOR	2	2		
4-2	50	502012-001	PIVOT-SPLIT WINDGUARD RH	1	1		
4-2	51	502007-001	WINDGUARD-CENTER SECTION 4'	1	-		
		502008-001	WINDGUARD-CENTER SECTION 5'	-	1		
4-2	52	502013-001	TINE-WINDGUARD SINGLE	4	4		
4-2	53	502011-001	PIVOT-SPLIT WINDGUARD LH	1	1		
4-2	54	507803-001	TUBE-WINDGUARD 4' (OPTIONAL)	1	-		
		507804-001	TUBE-WINDGUARD 5' (OPTIONAL)	-	1		
4-2	55	502003-001	MOUNT-WINDGUARD SWITCH	2	2		
4-2	56	509446-001	MOUNT-WINDGUARD SWITCH-RH	1	1		
4-2	57	509445-001	MOUNT-WINDGUARD SWITCH-LH	1	1		

ACCU-BALE ASSEMBLY (CONT.) (SER. NO. 101-999)

Figure 4-2



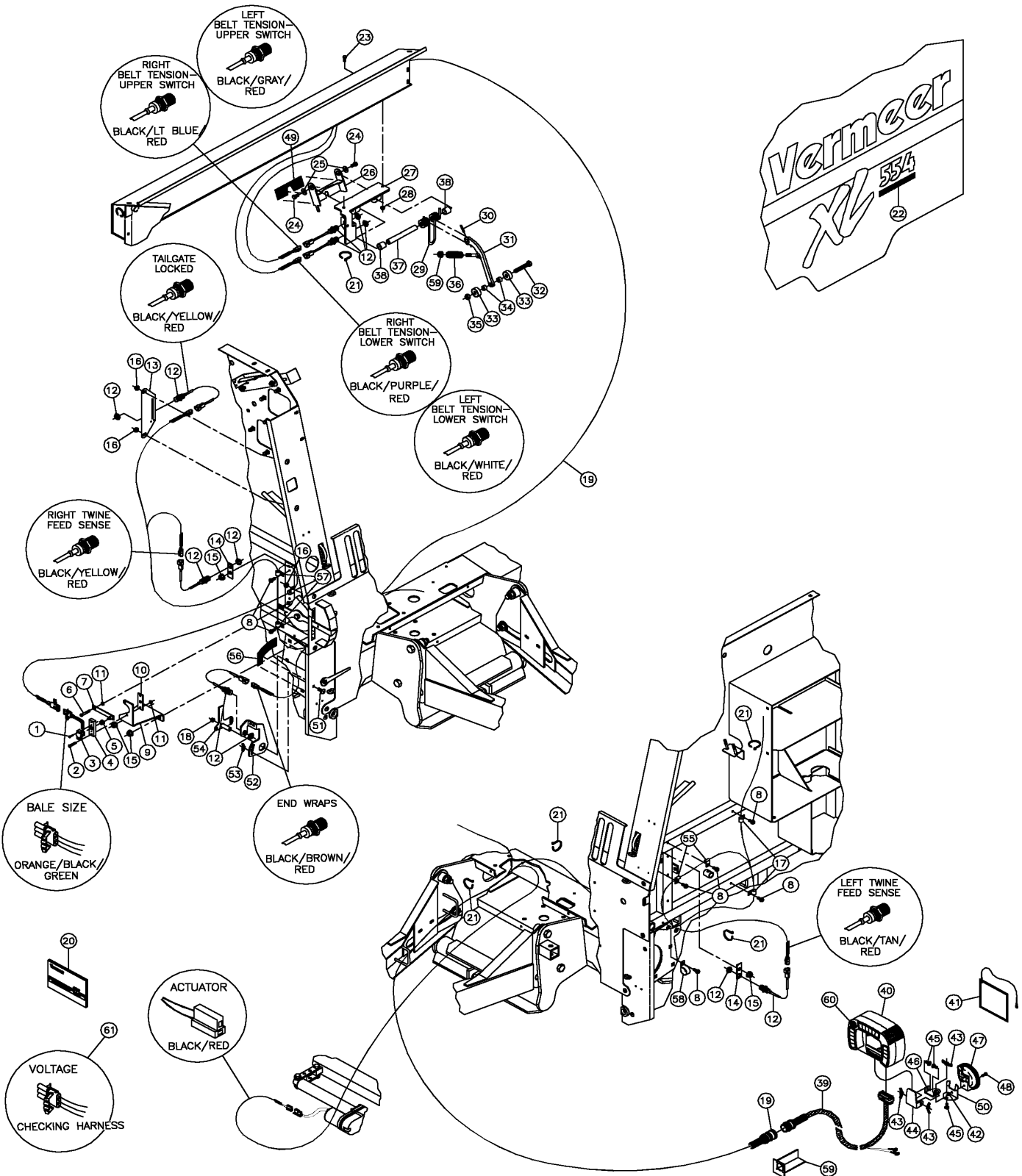
ACCU-BALE ASSEMBLY (CONT.) (SER. NO. 101-999)

Figure 4-2

REF. NO.	PART NO.	DESCRIPTION	QTY.		SERIAL NO.		REMARKS
			554	555	554	555	
4-2	58	510308-110	BOLT-CARG-.38-16X1.00-GR5-YZ	4	4		
4-2	59	510352-503	NUT-SMFLGTL-.38-16-G-YZ	2	2		
4-2	60	510337-635	WASHER-FLATSAE-.38-41X.81-16GA-YZ	3	3		
4-2	61	510367-553	NUT-WING-.31-18-GR2-YZ	3	3		
4-2	62	502037-001	MOUNT-MONITOR SWIVEL WEDGE	1	1		
4-2	63	510308-104	BOLT-CARG-.31-18X.50-GR5-YZ	3	3		
4-2	64	502036-001	PLATE-PIVOT MOUNT	1	1		
4-2	65	510500-017	SUCTION CUP	1	1		
4-2	66	510300-006	HCS-.25-20X.75-GR5-YZ	1	1		
4-2	67	510313-401	NUT-HEXFLGL-.25-20-GR2-YZ	1	1		
4-2	68	99552-003	AUDIO ALARM	1	1		

ACCU-BALE PLUS ASSEMBLY (SER. NO. 1000 & UP)

Figure 4-2



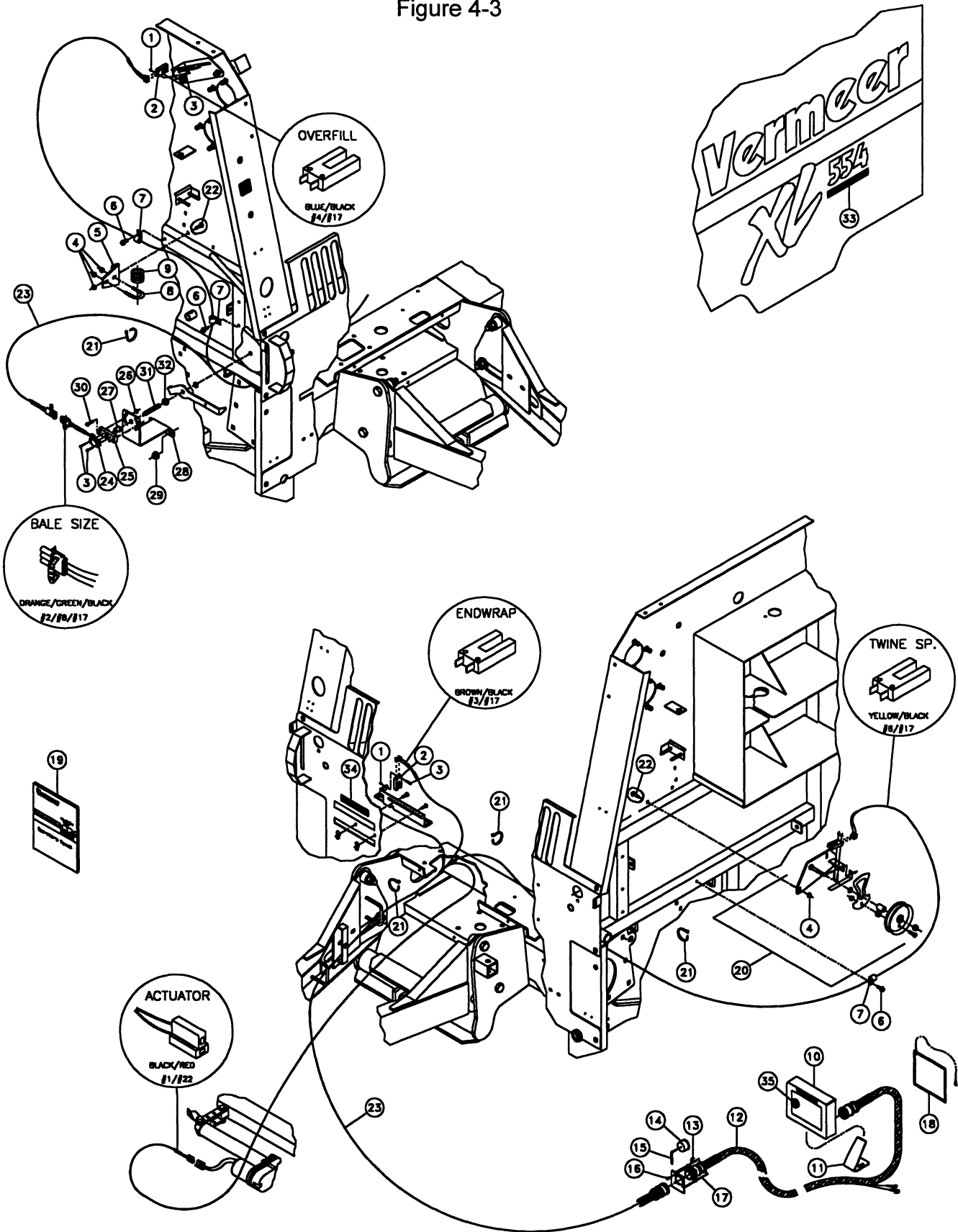
ACCU-BALE PLUS ASSEMBLY (SER. NO. 1000 & UP)

Figure 4-2

REF. NO.	PART NO.	DESCRIPTION	QTY.		SERIAL NO.		REMARKS
			554	555	554	555	
4-2	1	510349-206	2	2			
4-2	2	510300-012	2	2			
4-2	3	509066-001	1	1			
4-2	4	502137-001	1	1			
4-2	5	209-015	1	1			
4-2	6	510300-016	1	1			
4-2	7	502140-001	1	1			
4-2	8	510301-094	6	6			
4-2	9	510500-271	1	1			
4-2	10	502138-001	1	1			
4-2	11	510313-401	4	4			
4-2	12	510500-256	8	8			INC. 2 NUTS
		510500-042					
4-2	13	509599-001	1	1			
4-2	14	510500-423	2	2			
4-2	15	510352-501	6	6			
4-2	16	510352-507	2	2			
4-2	17	2595-013	2	2			
4-2	18	510314-401	1	1			
4-2	19	510500-259	1	1			
		904692-001	1	1			
4-2	20	105400-T72	1	1			
4-2	21	59634-001	10	10			
4-2	22	7000B-675	3	3			
4-2	23	510301-006	4	4			
4-2	24	510302-006	4	4			
4-2	25	510337-607	4	4			
4-2	26	510500-810	2	2			
4-2	27	510500-261	2	2			
4-2	28	510314-401	4	4			
4-2	29	510500-250	2	2			
4-2	30	510342-846	2	2			
4-2	31	510500-813	2	2			
4-2	32	510304-030	2	2			
4-2	33	1732-003	4	4			
4-2	34	1073-079	4	4			
4-2	35	510317-501	2	2			
4-2	36	1803-007	2	2			
4-2	37	510500-808	2	2			
4-2	38	507430-001	4	4			
4-2	39	510500-258	1	1			
		141434-002	1	1			
		904505-001	1	1			
4-2	40	509820-001	1	1			
4-2	41	510500-297	1	1			
4-2	42	510313-401	1	1			
4-2	43	510367-553	3	3			
4-2	44	502037-001	1	1			
4-2	45	510308-104	3	3			
4-2	46	502036-001	1	1			
4-2	47	510500-017	1	1			
4-2	48	510300-006	1	1			
4-2	49	7000B-701	2	2			
4-2	50	508827-001	1	1			
4-2	51	510308-110	1	1			
4-2	52	510500-299	1	1			
4-2	53	510500-501	1	1			
4-2	54	510500-304	1	1			
4-2	55	2595-017	2	2			
4-2	56	7000B-756	1	1			
4-2	57	2595-007	3	3			
4-2	58	503061-001	1	1			
4-2	59	69794-001	1	1			
4-2	60	99552-003	1	1			
4-2	61	509733-001					SERVICE TOOL

ACCU-TIE ASSEMBLY (SER. NO. 101-999)

Figure 4-3



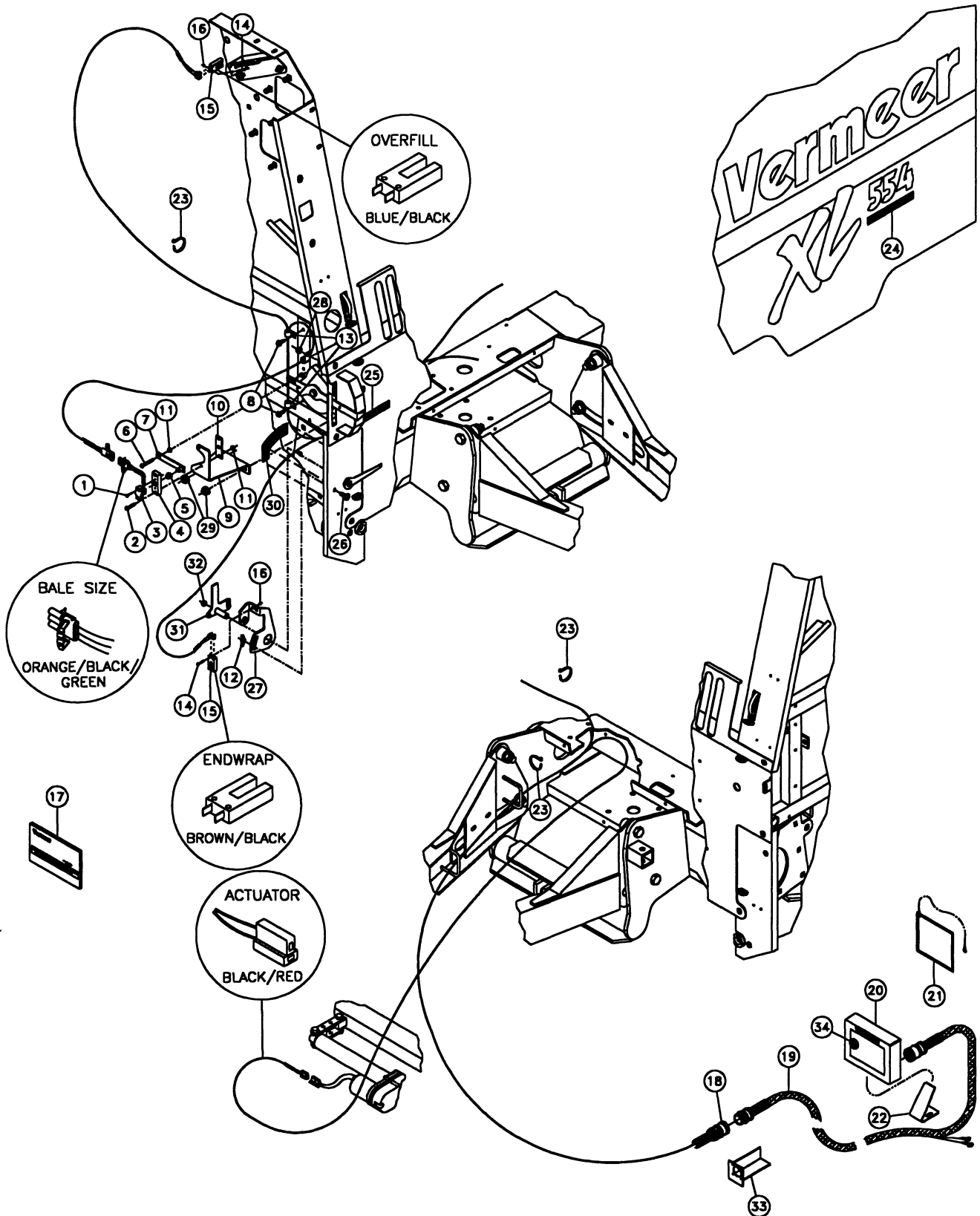
ACCU-TIE ASSEMBLY (SER. NO. 101-999)

Figure 4-3

REF. NO.	PART NO.	DESCRIPTION	QTY.		SERIAL NO.		REMARKS
			554	555	554	555	
4-3	1	510368-453	NUT-NYLOCK-8-32-GR2-YZ	6	6		
4-3	2	68766-001	SWITCH-MAGNETIC REED	2	2		
4-3	3	510369-011	SCREW-MCH-8-32X1-GR2-YZ-HEX-SLOT	6	6		
4-3	4	510352-507	NUT-SMFLGTL-.31-18-G-YZ	6	6		
4-3	5	507945-001	MOUNT-TWINE INSULATOR	1	1		
4-3	6	510377-006	SCREW-HCS-.31-18X.75-GR8-YZ-SP	3	3		
4-3	7	2595-011	CLAMP-HOSE/CLIP TS7E 3/8"	3	3		
4-3	8	559-001	U-BOLT-5/16"-18 1 1/4ID	1	1		
4-3	9	90196-001	INSULATOR-PORCELIN 1/2ID	1	1		
4-3	10	501478-001	ACCU-TIE MONITOR	1	1		
4-3	11	502142-001	WEDGE MOUNT-MONITOR	1	1		
4-3	12	502149-001	HARNESS-ACCU-TIE TRACTOR/POWER	1	1		
4-3	13	510368-451	NUT-NYLOCK-6-32-GR2-YZ	4	4		
4-3	14	79464-001	CAP-1 7/16" #EC-23	1	1		
4-3	15	69277-005	CHAIN-16GA-.9 1/2" (LOAD LIM. 10)	1	1		
4-3	16	510369-001	SCREW-MCH-6-32X.50-GR2-YZ-HEX-SLOT	4	4		
4-3	17	69794-001	MOUNT-PLUG	1	1		
4-3	18	507443-001	ACCU-TIE EASY REFERENCE ASSY	1	1		
4-3	19	105400-R04	ACCU-TIE BALE MONITOR OM	1	1		
4-3	20	507943-001	ASSEMBLY-SENSOR, TWINE SPEED-L (BREAKDOWN FIG. 4-4)	1	1		
4-3	21	59634-001	NYTIE-8"	15	15		
4-3	22	510308-106	BOLT-CARG-.31-18X.75-GR5-YZ	4	4		
4-3	23	509069-001	HARNESS-ACCU-TIE-REBEL & XL	1	1		
4-3	24	509066-001	POTENTIOMETER-ROTARY W/WTHR PACK	1	1		
4-3	25	502137-001	MOUNT-BALE SIZE ROTARY POT.	1	1		
4-3	26	510313-401	NUT-HEXFLGL-.25-20-GR2-YZ	2	2		
4-3	27	209-015	NYLINER-8L5 1/2F	1	1		
4-3	28	509480-001	MOUNT-ROTARY POT. 554/555	1	1		
4-3	29	510352-501	NUT-SMFLGCTRLOCK-.50-13-G-YZ	2	2		
4-3	30	510300-010	SCREW-HCS-.25-20X1.00-GR5-YZ	2	2		
4-3	31	509776-001	SHAFT-POTENTIOMETER DRIVE	1	1		
4-3	32	510317-311	NUT-HEXJAM-.50-13-GR2-YZ	1	1		
4-3	33	7000B-048	DECAL-MODEL W/ACCU-TIE	2	2		
4-3	34	7000B-049	DECAL-MODEL ACCU-TIE	1	1		
4-3	35	99552-003	AUDIO ALARM	1	1		

ACCU-TIE ASSEMBLY (SER. NO. 1000 & UP)

Figure 4-3



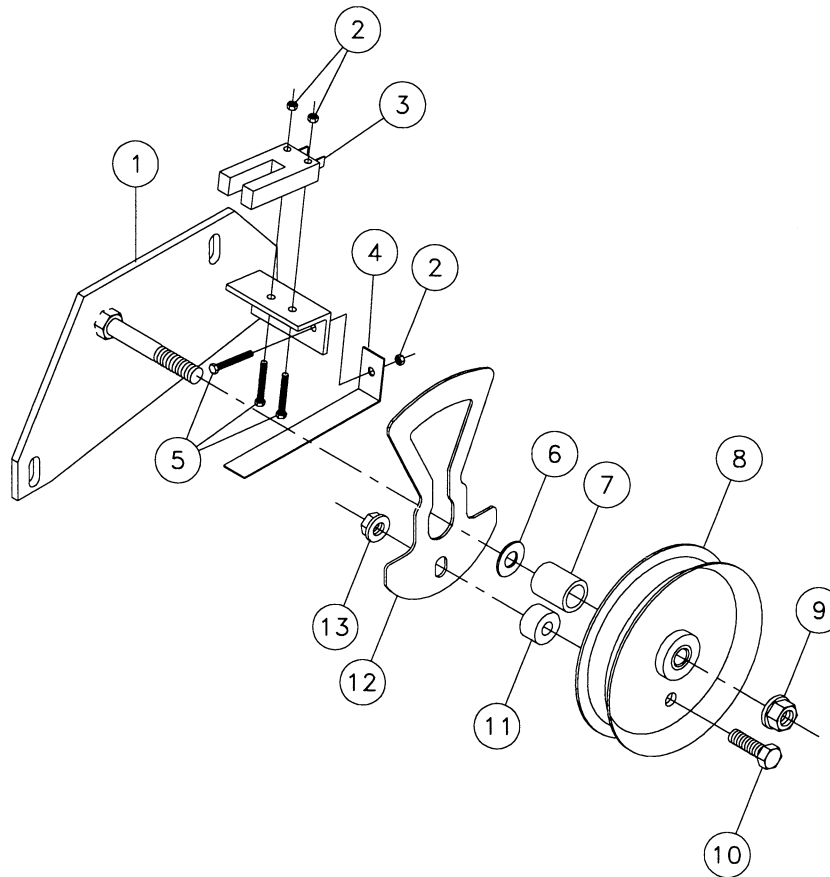
ACCU-TIE ASSEMBLY (SER. NO. 1000 & UP)

Figure 4-3

REF. NO.	PART NO.	DESCRIPTION	QTY.		SERIAL NO.		REMARKS
			554	555	554	555	
4-3	1	510349-206	SCREW-MCH-8-32X.75-GR2-YZ-RND-SLTD	2	2		
4-3	2	510300-012	SCREW-HCS-.25-20X1.25-GR5-YZ	2	2		
4-3	3	509066-001	POTENTIOMETER-ROTARY W/WTHR PACK	1	1		
4-3	4	502137-001	MOUNT-BALE SIZE ROTARY POT.	1	1		
4-3	5	209-015	NYLINER-8L5 1/2F	1	1		
4-3	6	510300-016	SCREW-HCS-.25-20X1.75-GR5-YZ	1	1		
4-3	7	502140-001	ARM-ACTUATOR	1	1		
4-3	8	510301-094	SCREW-TCTAP-.31-18X.50-GR5-YZ	2	2		
4-3	9	510500-271	MOUNT-ROTARY POTENTIOMETER, 500XL	1	1		
4-3	10	502138-001	PLATE-MOUNT	1	1		
4-3	11	510313-401	NUT-HEXFLGL-.25-20-GR2-YZ	4	4		
4-3	12	510500-501	NUT-WING 5/16 LOCKING	1	1		
4-3	13	2595-011	CLAMP-HOSE/CLIP TS7E 3/8"	3	3		
4-3	14	510369-011	SCREW-MCH-8-32X1-GR2-YZ-HEX-SLTD	4	4		
4-3	15	68766-001	SWITCH-MAGNETIC REED	2	2		
4-3	16	510368-453	NUT-NYLOCK-8-32-GR2-YZ	4	4		
4-3	17	105400-R04	ACCU-TIE BALE MONITOR OM	1	1		
4-3	18	510500-296	HARNESS-BALER, ACCU-TIE 2002	1	1		
		904505-001	DUST CAP (OPTIONAL)	1	1		
4-3	19	510500-257	HARNESS-TRACTOR, ACCU-TIE 2002	1	1		
		141434-002	FUSE HOLDER	1	1		
		904692-001	DUST CAP (OPTIONAL)	1	1		
4-3	20	509822-001	ACCU-TIE MONITOR 2002	1	1		
4-3	21	507443-001	ACCU-TIE EASY REFERENCE ASSY	1	1		
4-3	22	502142-001	WEDGE MOUNT-MONITOR	1	1		
4-3	23	59634-001	NYTIE-8"	10	10		
4-3	24	7000B-048	DECAL-MODEL W/ACCU-TIE	2	2		
4-3	25	7000B-049	DECAL-MODEL ACCU-TIE	1	1		
4-3	26	510308-110	BOLT-CARG.-.38-16X1.00-GR5-YZ	1	1		
4-3	27	510500-299	MOUNT-END WRAP SWITCH	1	1		
4-3	28	510352-507	NUT-SMFLGTL-.31-18-G-YZ	1	1		
4-3	29	510352-501	NUT-SMFLGCTRLOCK-.50-13-G-YZ	2	2		
4-3	30	7000B-756	DECAL-END WRAP	1	1		
4-3	31	510500-304	FLAG-TWINE END WRAP	1	1		
4-3	32	510314-401	NUT-HEXFLG-.31-18-GR2-YZ	1	1		
4-3	33	69794-001	MOUNT-PLUG (OPTIONAL)	1	1		
4-3	34	99552-003	AUDIO ALARM	1	1		

TWINE SPEED SENSOR ASSEMBLY - LEFT

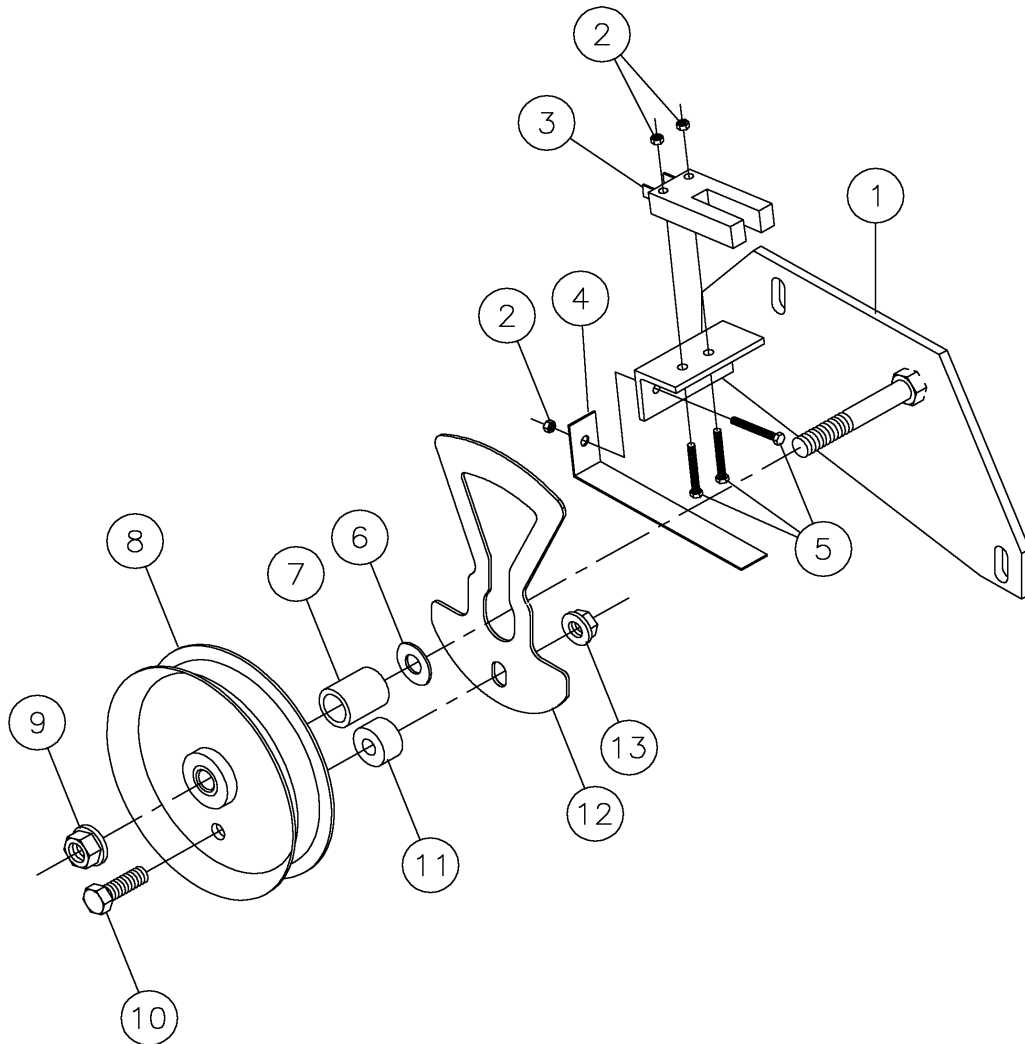
Figure 4-4



REF. NO.	PART NO.	DESCRIPTION	QTY	SERIAL NO.	REMARKS
4-4	1	507942-001	MOUNT-SENSOR, TWINE SPEED	1	
4-4	2	510368-453	NUT-NYLOCK-8-32-GR2-YZ	3	
4-4	3	68766-001	SWITCH-MAGNETIC REED	1	
4-4	4	502127-001	RETAINER-TWINE	1	
4-4	5	510369-011	SCREW-MCH-8-32X1.00-GR2-YZ-HEX-SLOTTED	3	
4-4	6	510337-607	WASHER-FLATSTD-.38-.44X1.00-.08-YZ	1	
4-4	7	508058-001	TUBE-5/8" OD X 11GA. - .94	1	
4-4	8	502119-001	PULLEY-4" DIA .375 BORE	1	
4-4	9	510315-411	NUT-HEXFLGL-.38-16-GR2-YZ	1	
4-4	10	510301-010	SCREW-HCS-.31-18X1.00-GR5-YZ	1	
4-4	11	502143-001	TUBE-SPACER	1	
4-4	12	509096-001	FLAG SENSOR-WIDE	1	
4-4	13	510314-401	NUT-HEXFLGL-.31-18-GR2-YZ	1	
	507943-001	TWINE SPEED SENSOR ASSEMBLY - LEFT (INCLUDES REF. 1-13)			

TWINE SPEED SENSOR ASSEMBLY - RIGHT

Figure 4-5

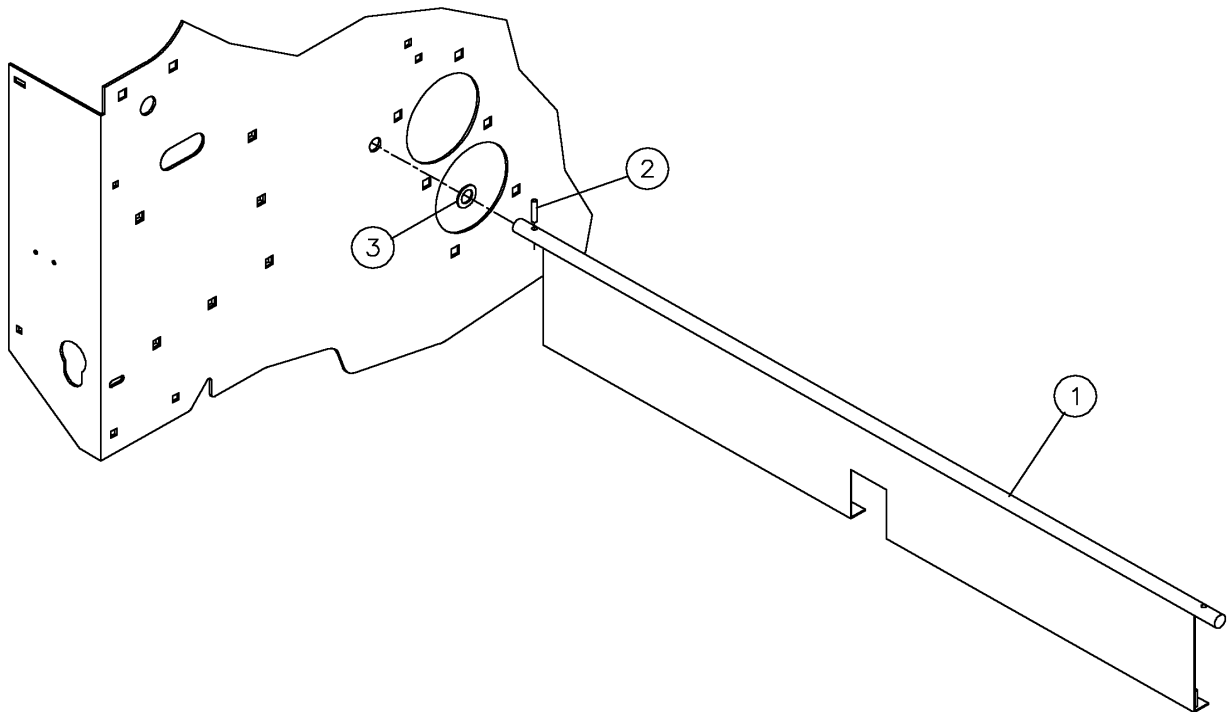


<u>REF. NO.</u>	<u>PART NO.</u>	<u>DESCRIPTION</u>	<u>QTY</u>	<u>SERIAL NO.</u>	<u>REMARKS</u>
4-5	1	509534-001	1		MOUNT-SENSOR, TWINE SPEED RH
4-5	2	510368-453	3		NUT-NYLOCK-8-32-GR2-YZ
4-5	3	68766-001	1		SWITCH-MAGNETIC REED
4-5	4	502127-001	1		RETAINER-TWINE
4-5	5	510369-011	3		SCREW-MCH-8-32X1.00-GR2-YZ-HEX-SLOTTED
4-5	6	510337-607	1		WASHER-FLATSTD-.38-.44X1.00-.08-YZ
4-5	7	508058-001	1		TUBE-5/8" OD X 11GA. - .94
4-5	8	502119-001	1		PULLEY-4" DIA .375 BORE
4-5	9	510315-411	1		NUT-HEXFLGL-.38-16-GR2-YZ
4-5	10	510301-010	1		SCREW-HCS-.31-18X1.00-GR5-YZ
4-5	11	502143-001	1		TUBE-SPACER
4-5	12	509096-001	1		FLAG SENSOR-WIDE
4-5	13	510314-401	1		NUT-HEXFLGL-.31-18-GR2-YZ
	509535-001	TWINE SPEED SENSOR ASSEMBLY - RIGHT (INCLUDES REF. 1-13)			

THIS PAGE INTENTIONALLY LEFT BLANK

HAY DEFLECTOR ASSEMBLY

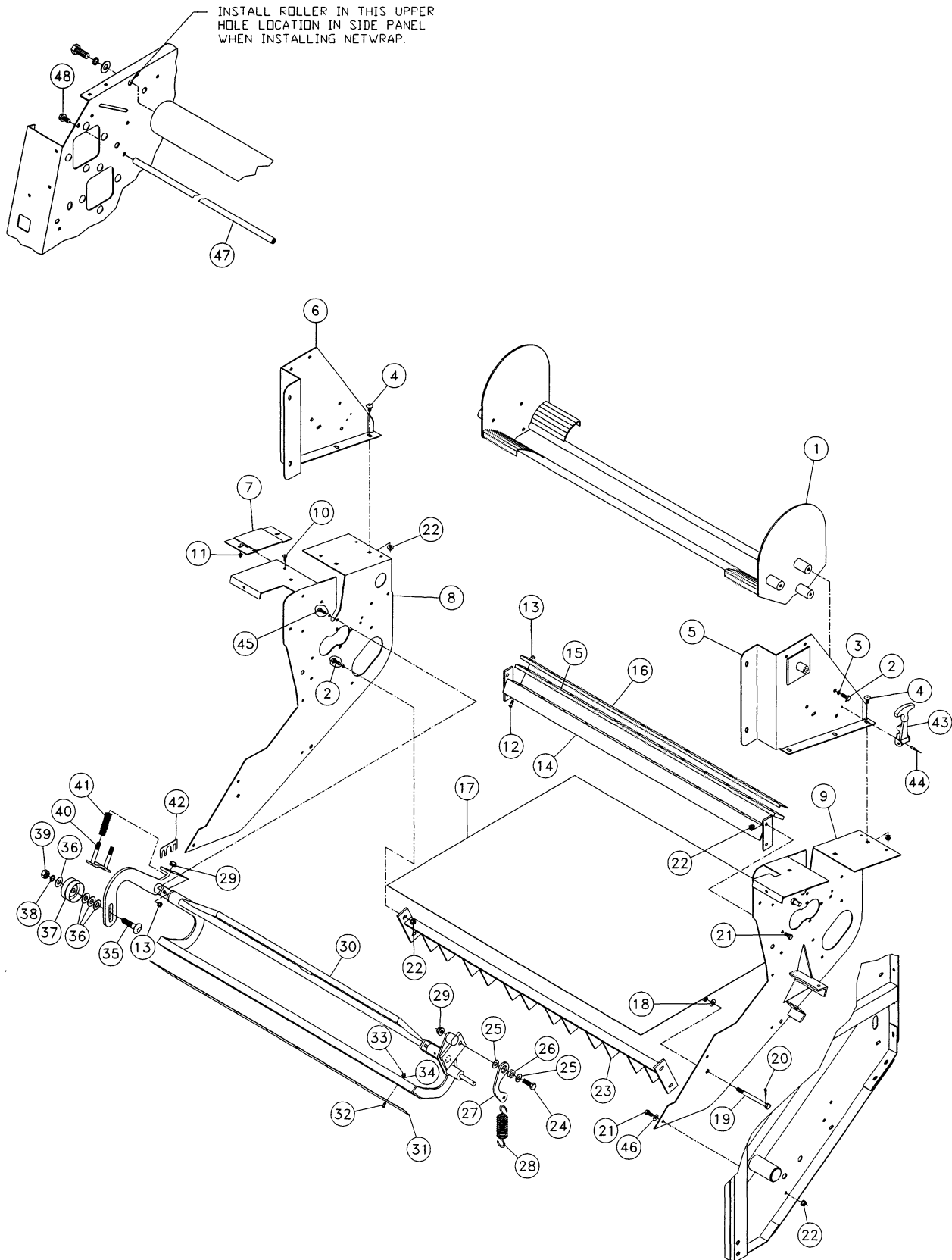
Figure 5-1



REF. NO.	PART NO.	DESCRIPTION	QTY		SERIAL NO.		REMARKS
			554	555	554	555	
5-1	1	502021-001	1	-			
		502020-001	-	1			
5-1	2	510342-847	2	2			
5-1	3	510336-691	2	2			

SIDE PANELS ASSEMBLY

Figure 6-1



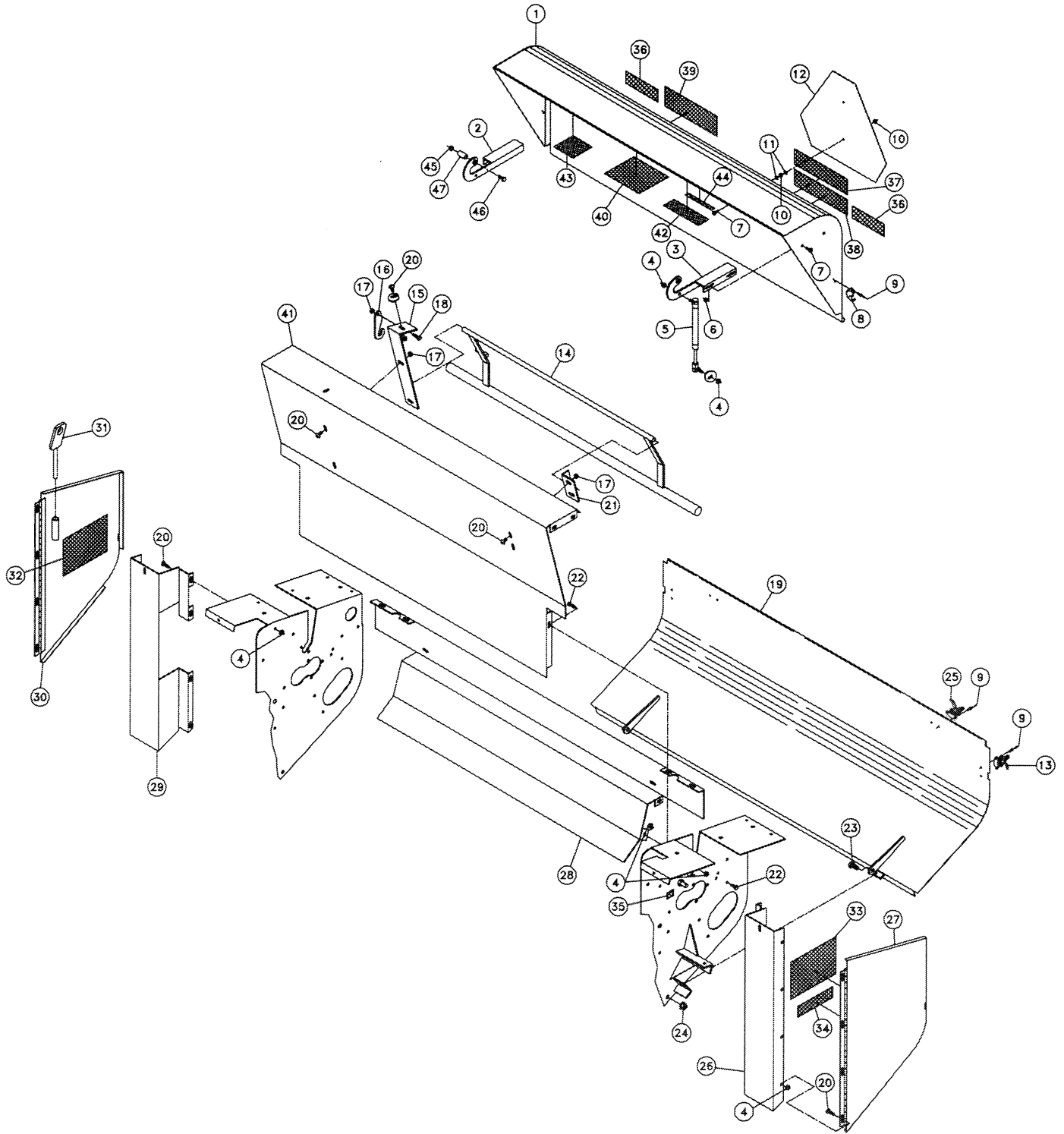
SIDE PANELS ASSEMBLY

Figure 6-1

REF. NO.	PART NO.	DESCRIPTION	QTY		SERIAL NO.		REMARKS
			554	555	554	555	
6-1	1	123677-001	1	-			
		123713-001	-	1			
6-1	2	510302-010	10	10			
6-1	3	510335-707	6	6			
6-1	4	510308-107	4	4			
6-1	5	118895-001	1	1			
6-1	6	118835-001	1	1			
6-1	7	118806-001	1	1			
6-1	8	501397-001	1	1			
6-1	9	501396-001	1	1			
6-1	10	510308-156	2	2			
6-1	11	510313-501	2	2			
6-1	12	510366-110	12	12			
6-1	13	510352-507	20	23			
6-1	14	114847-001	1	-			
		114846-001	-	1			
6-1	15	90056-001	1	-			
		99536-001	-	1			
6-1	16	114849-001	1	-			
		114829-001	-	1			
6-1	17	114883-001	1	-			
		114881-001	-	1			
6-1	18	510337-609	2	2			
6-1	19	118816-001	2	2			
6-1	20	510338-815	2	2			
6-1	21	510302-006	16	16			
6-1	22	510352-503	24	24			
6-1	23	123667-001	1	-			
		99195-001	-	1			
6-1	24	510304-014	1	1			
6-1	25	510337-611	4	4			
6-1	26	118822-001	1	1			
6-1	27	108386-001	1	1			
6-1	28	1789-119	1	1			
6-1	29	510352-501	1	1			
6-1	30	114869-001	1	-			
		114868-001	-	1			
6-1	31	99352-001	1	-			
		99348-001	-	1			
6-1	32	120881-001	8	8			
6-1	33	510314-301	8	8			
6-1	34	510335-705	8	8			
6-1	35	510311-130	1	1			
6-1	36	510337-615	4	4			
6-1	37	99266-001	1	1			
6-1	38	510337-615	1	1			
6-1	39	510319-301	1	1			
6-1	40	99126-001	1	1			
6-1	41	1803-019	2	2			
6-1	42	115312-001	A/R	A/R			
6-1	43	109591-001	2	2			
6-1	44	547-005	4	4			
6-1	45	510301-006	4	4			
6-1	46	510337-607	8	8			
6-1	47	29064-001	1	-			
		28546-001	-	1			
6-1	48	510343-210	2	2			

NET ROLL BRAKE AND SHIELDS ASSEMBLY

Figure 6-2



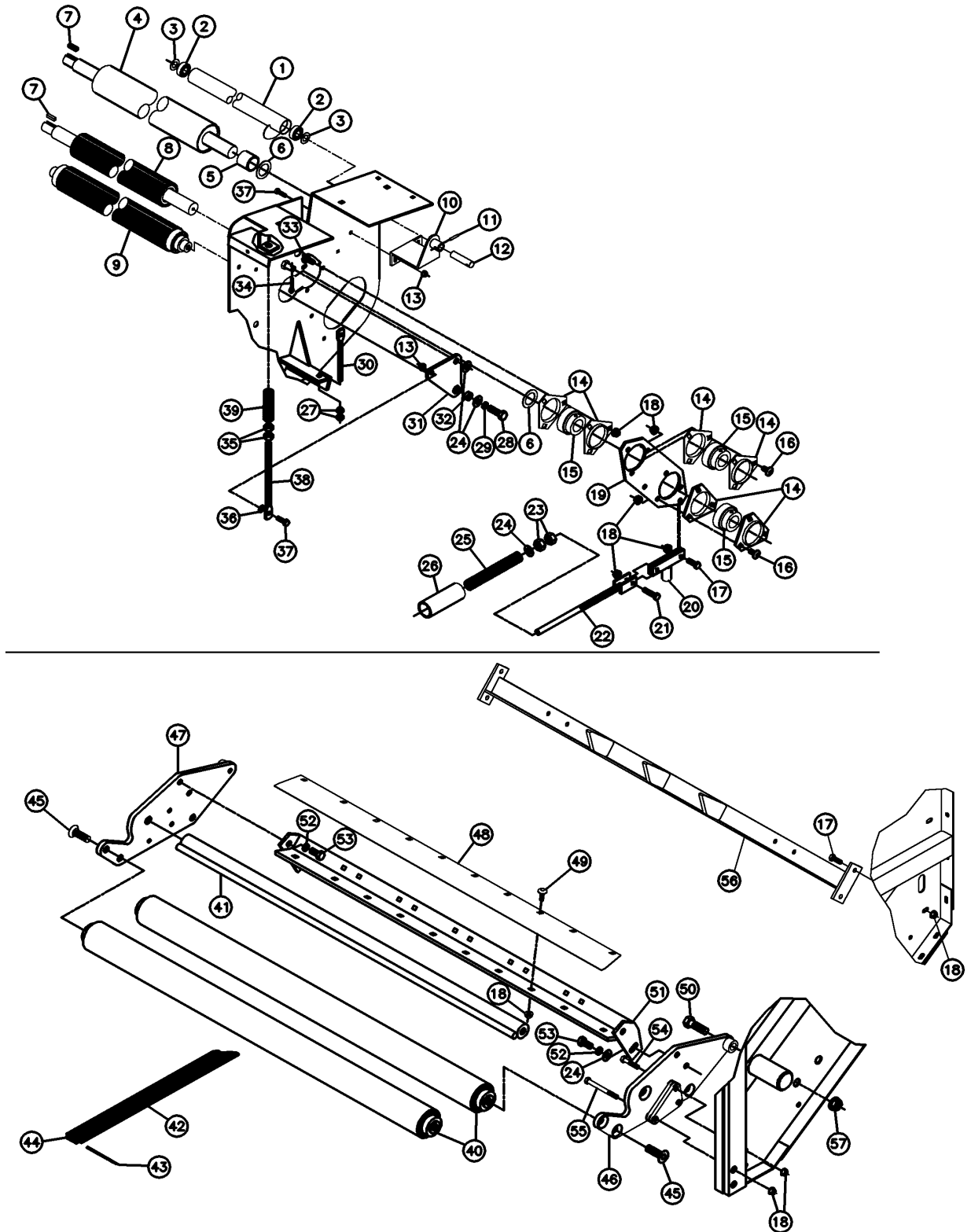
NET ROLL BRAKE AND SHIELDS ASSEMBLY

Figure 6-2

REF. NO.	PART NO.	DESCRIPTION	QTY		SERIAL NO.		REMARKS
			554	555	554	555	
6-2	1	118846-001	HOOD-NETWRAP	1	-		
		118847-001	HOOD-NETWRAP	-	1		
6-2	2	123696-001	PIVOT-NETWRAP HOOD HINGE R	1	1		
6-2	3	118849-001	PIVOT-NETWRAP HOOD HINGE L	1	1		
6-2	4	510314-401	NUT-HEXFLGL-.31-18-GR2-YZ	26	26		
6-2	5	106180-001	CYLINDER-GAS 3.6"STROKE	2	2		
6-2	6	510313-501	NUT-TLHEX-.25-20-A-YZ	4	4		
6-2	7	510308-156	BOLT-CARG-.25-20X.75-GR5-YZ	6	6		
6-2	8	109591-003	KEEPER-STYLE F-4 RUBBER LATCH	2	2		
6-2	9	547-005	POP RIVET-SS64D	12	12		
6-2	10	510313-401	NUT-HEXFLGL-.25-20-GR2-YZ	4	4		
6-2	11	510337-603	WASHER-FLATSTD-.25-.31X.75-.07-YZ	4	4		
6-2	12	1836-001	SIGN#2 SMV PRE PUNCHED METAL	1	1		
6-2	13	109610-001	LATCH-VL200 SERIES	2	2		
6-2	14	123687-001	BAR-NET ROLL BRAKE	1	-		
		123693-001	BAR-NET ROLL BRAKE	-	1		
6-2	15	123685-001	PIVOT-NET ROLL BRAKE	1	1		
6-2	16	123692-001	HOOK-NET BRAKE	1	1		
6-2	17	510352-507	NUT-SMFLGTL-.31-18-G-YZ	5	5		
6-2	18	510301-010	SCREW-HCS-.31-18X1.00-GR5-YZ	1	1		
6-2	19	118852-001	SHIELD-LOWER REAR CROSS	1	1		
		118853-001	SHIELD-LOWER REAR CROSS	-	1		
6-2	20	510308-106	BOLT-CARG-.31-18X.75-GR5-YZ	13	13		
6-2	21	123686-001	PIVOT-NET BRAKE MOUNT	1	1		
6-2	22	510301-006	SCREW-HCS-.31-18X.75-GR5-YZ	6	6		
6-2	23	510304-010	SCREW-HCS-.50-13X1.00-GR5-YZ	2	2		
6-2	24	510352-501	NUT-SMFLGCTRLOCK-.50-13-G-YZ	2	2		
6-2	25	115726-001	LATCH-OVER CENTER DRAW VL200	2	2		
6-2	26	118836-001	MOUNT-SWING OPEN SHIELD LEFT	1	1		
6-2	27	118832-001	SHIELD-SWING OPEN LEFT	1	1		
6-2	28	114813-001	PANEL-INSIDE TOP CROSS	1	1		
		114812-001	PANEL-INSIDE TOP CROSS	-	1		
6-2	29	118837-001	MOUNT-SWING OPEN SHIELD RIGHT	1	1		
6-2	30	118833-001	SHIELD-SWING OPEN RIGHT	1	1		
6-2	31	121089-001	TOOL-NET START	1	1		
6-2	32	7000A-454	DECAL-IDLER ADJUSTMENT	1	1		
6-2	33	7000A-455	DECAL-BELT TENSION	1	1		
6-2	34	7000A-171	DECAL-ERROR CODES	1	1		
6-2	35	7000A-457	DECAL-1 SHOTS PER 10 HRS.(AG)	1	2		
6-2	36	7000B-068	DECAL-RED REFLECTOR	2	1		
6-2	37	70000-402	DECAL-WARNING-ROTATING	1	1		
6-2	38	70000-403	DECAL-WARNING-SHARP KNIVES	1	1		
6-2	39	7000B-185	DECAL-WARNING/TAILGATE OPEN	1	1		
6-2	40	7000A-172	DECAL-INSTALL & ROUTE (AT)	1	1		
6-2	41	118842-001	SHIELD-CROSS KNIFE	1	-		
		118843-001	SHIELD-CROSS KNIFE	-	1		
6-2	42	7000A-460	DECAL-OPERATING TIPS (AG)	1	1		
6-2	43	7000A-173	DECAL-WARNING (AT)	1	1		
6-2	44	7000A-657	DECAL-NET DENSITY	1	1		
6-2	45	510352-503	NUT-SMFLGTL-.38-16-G-YZ	2	2		
6-2	46	510302-020	SCREW-HCS-.38-16X2.00-GR5-YZ	2	2		
6-2	47	1070-011	TUBE-5/8"ODX11 GA.-1 1/4"	2	2		

LEFT SIDE AND LOWER FRAME ROLLERS ASSEMBLY

Figure 6-3



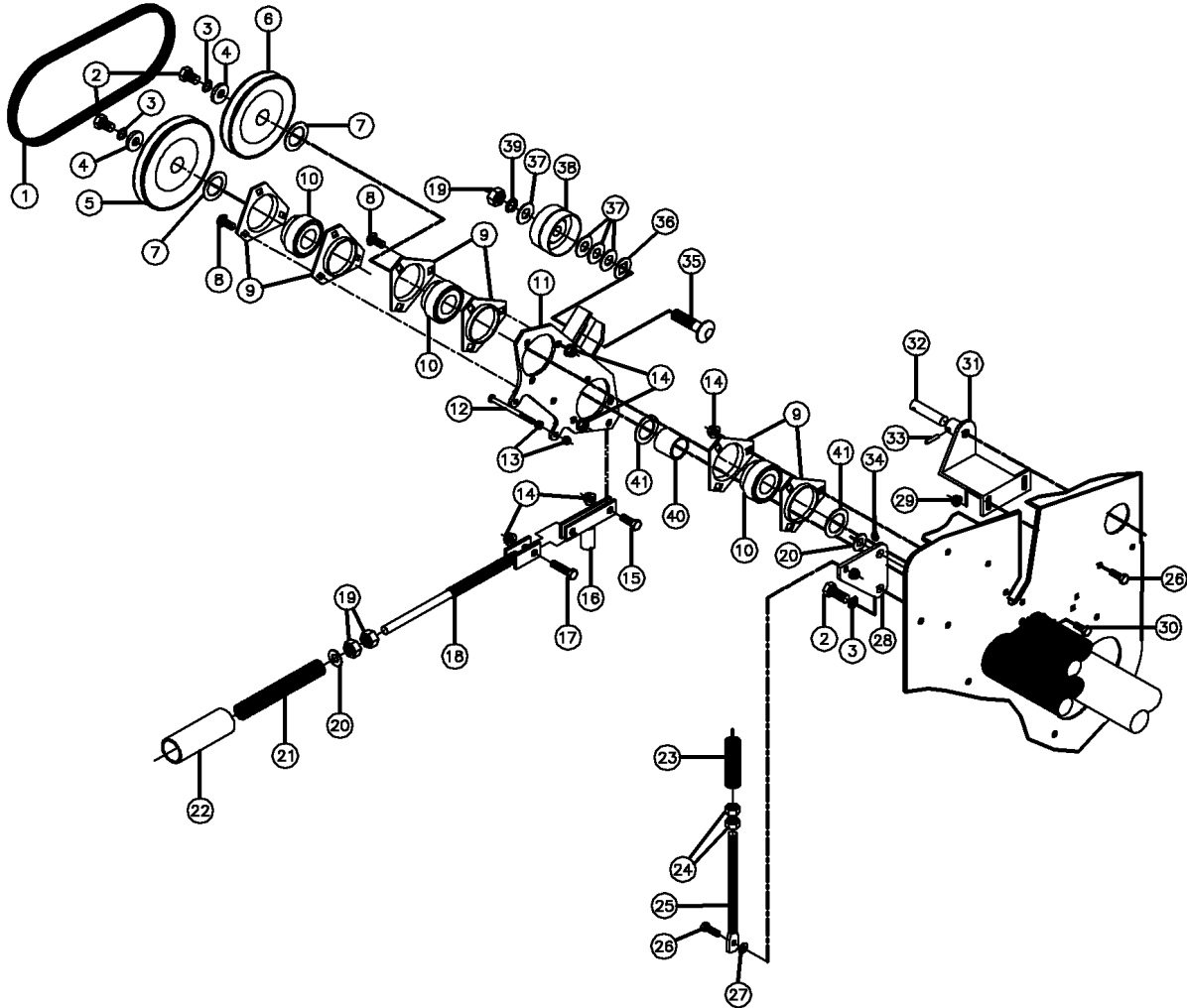
LEFT SIDE AND LOWER FRAME ROLLERS ASSEMBLY

Figure 6-3

REF. NO.	PART NO.	DESCRIPTION	QTY		SERIAL NO.		REMARKS
			554	555	554	555	
6-3	1	114793-001 108387-001	1	-			
		ROLLER-SPIN SENSOR		-			
		ROLLER-SPIN SENSOR	-	1			
6-3	2	1745-003	2	2			
		BRG. DS 1623 5/8"					
6-3	3	510336-699	2	2			
		WASHER-MCHBSHG-.63-.66X1.13-14G-YZ					
6-3	4	99216-001	1	-			
		ROLLER-BELT TIGHTENER					
		99220-001	-	1			
		ROLLER-BELT TIGHTENER					
6-3	5	1093-033	1	2			
		TUBE-1 1/2 OD X 12 GA 1 3/8					
6-3	6	510336-667	A/R	A/R			
		WASHER-MCHBSHG-1.25-1.28X1.88-14G-YZ					
6-3	7	578-001	2	2			
		HKEYS-1/4X1/4X1					
6-3	8	99207-001	1	-			
		ROLLER-POWER FEED RUBBER					
		99208-001	-	1			
		ROLLER-POWER FEED RUBBER					
6-3	9	123659-001	1	-			
		FEED ROLLER-IDLER(BRKDN. FIG.6-6)					
		123660-001	-	1			
		FEED ROLLER-IDLER(BRKDN. FIG.6-6)					
6-3	10	123684-001	1	1			
		MOUNT-SPIN SENSOR R					
6-3	11	510372-811	1	1			
		PIN EXPANSION 3/16 X 1 YZ					
6-3	12	103351-001	1	1			
		PIN-ROLLER MOUNTING					
6-3	13	510352-507	3	3			
		NUT-SMFLGTL-.31-18-G-YZ					
6-3	14	505919-001	6	6			
		FLANGETTE 1 1/4" 62 MSTR PLTD					
6-3	15	4047-001	3	3			
		BEARING-1 1/4 SPHERICAL W/COL					
6-3	16	510308-107	6	6			
		BOLT-CARG-.38-16X.75-GR5-YZ					
6-3	17	510302-010	5	5			
		SCREW-HCS-.38-16X1.00-GR5-YZ					
6-3	18	510352-503	33	23			
		NUT-SMFLGTL-.38-16-G-YZ					
6-3	19	91996-001	1	1			
		MOUNT-ROLLER ARM					
6-3	20	108427-001	1	1			
		LINK-NET BELT OVER CENTER					
6-3	21	510302-014	1	1			
		SCREW-HCS-.38-16X1.50-GR5-YZ					
6-3	22	108424-001	1	1			
		ROD-NET BELT TENSION					
6-3	23	510319-301	2	2			
		NUT-HEX-.63-11-GR2-YZ					
6-3	24	510337-611	4	4			
		WASHER-FLATSTD-.50-.56X1.38-.11-YZ					
6-3	25	1803-163	1	1			
		SPRING-COMP.3/4IDX1/4W-5 1/2					
6-3	26	1099-011	1	1			
		TUBE-1 5/8"ODX11 GA.-4 1/2"					
6-3	27	412-001	2	2			
		NUT-3/8 NC HEX					
6-3	28	510304-016	1	1			
		SCREW-HCS-.50-13X1.75-GR5-YZ					
6-3	29	510335-711	1	1			
		WASHER-LOCK-.50-.52X.87-.13-YZ					
6-3	30	510373-201	1	1			
		BOLT-SPADE-.38-16X5.50-GR5-YZ					
6-3	31	500061-001	1	1		101 - 1272	
		TENSION ARM-RUBBER IDLER				1273 & UP	
		510502-306	-	1			
		TENSION ARM - RUBBER IDLER, LEFT 5'					
6-3	32	1071-009	1	1			
		TUBE-3/4"ODX12 GA.-5/16"					
6-3	33	510302-006	3	3			
		SCREW-HCS-.38-16X.75-GR5-YZ					
6-3	34	510338-821	1	1			
		COTTER PIN-3/16" X 1" - YZ					
6-3	35	510317-301	2	2			
		NUT-HEX-.50-13-GR2-YZ					
6-3	36	510337-605	1	1			
		WASHER-FLATSTD-.31-.38X.88-.08-YZ					
6-3	37	510301-010	3	3			
		SCREW-HCS-.31-18X1.00-GR5-YZ					
6-3	38	510373-207	1	1			
		BOLT-SPADE-.50-13X7.50-GR5-YZ					
6-3	39	1803-097	1	1			
		SPRING-COMP.#52 7/8ODX2 3/4 OA					
6-3	40	129607-001	2	-			
		3" BELT IDLER ROLLER 4'(BRKDN. FIG.6-6)					
		129608-001	-	2			
		3" BELT IDLER ROLLER 5'(BRKDN. FIG.6-6)					
6-3	41	129612-001	1	-			
		BAR-NETWRAP PUSH 4'					
		129613-001	-	1			
		BAR-NETWRAP PUSH 5'					
6-3	42	510109-001	6	6			
		BELT-2X124 2 PLY/LACED					
6-3	43	1830-003	6	6			
		CABLE-3/32"NYLON COATED 5 1/2"					
6-3	44	1829-001	6	6			
		HOOK-CLIPPER BELT LACING #3					
6-3	45	71841-001	6	6			
		SCREW-5/8-11X1 1/2FLHD SOCK CP					
6-3	46	509536-001	1	-			
		MOUNT-LOWER NET FRAME LH					
6-3	47	509537-001	-	1			
		MOUNT-LOWER NET FRAME RH					
6-3	48	86587-001	1	-			
		BLADE-SCRAPER					
6-3	49	510308-110	10	-			
		BOLT-CARG-.38-16X1.00-GR5-YZ					
6-3	50	510306-020	2	2			
		SCREW-HCS-.63-11X2.00-GR5-YZ					
6-3	51	111188-001	1	-			
		MOUNT END IDLER SCRAPER					
		131739-001	-	1			
		MOUNT - SCRAPER/NET BELT GUIDE					
6-3	52	510335-711	4	4			
		WASHER-LOCK-.50-.52X.87-.13-YZ					
6-3	53	510304-010	4	4			
		SCREW-HCS-.50-13X1.00-GR5-YZ					
6-3	54	510302-016	4	4			
		SCREW-HCS-.38-16X1.75-GR5-YZ					
6-3	55	510302-032	4	4			
		SCREW-HCS-.38-16X3.25-GR5-YZ					
6-3	56	500356-001	1	-			
		BELT GUIDE 4'					
		500355-001	-	1			
		BELT GUIDE 5'					
6-3	57	510352-513	2	2			
		NUT-SMFLGTL-.63-11-G-YZ					

RIGHT SIDE ROLLERS ASSEMBLY

Figure 6-4



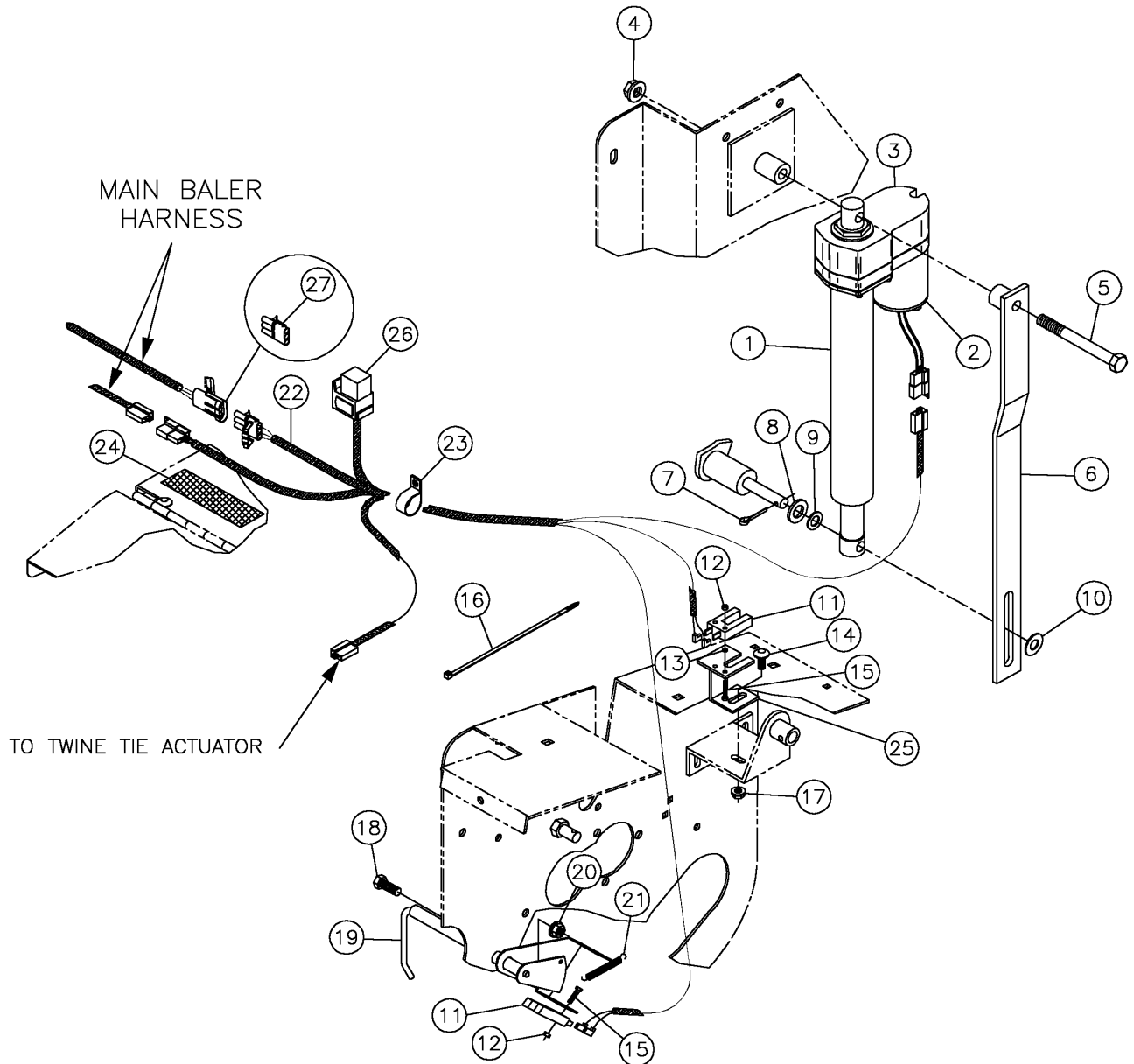
RIGHT SIDE ROLLERS ASSEMBLY

Figure 6-4

REF. NO.	PART NO.	DESCRIPTION	QTY		SERIAL NO.		REMARKS
			554	555	554	555	
6-4	1	129611-001	1	1			
6-4	2	510304-006	3	3			
6-4	3	510335-711	3	3			
6-4	4	3825-001	2	2			
6-4	5	103036-001	1	1			
6-4	6	103037-001	1	1			
6-4	7	510336-663	2	2			
6-4	8	510308-107	6	6			
6-4	9	505919-001	6	6			
6-4	10	4047-001	3	3			
6-4	11	129610-001	1	1			
6-4	12	510300-034	3	3			
6-4	13	510313-401	6	6			
6-4	14	510352-503	11	11			
6-4	15	510302-010	1	1			
6-4	16	108427-001	1	1			
6-4	17	510302-014	1	1			
6-4	18	108424-001	1	1			
6-4	19	510319-301	3	3			
6-4	20	510337-611	2	2			
6-4	21	1803-163	1	1			
6-4	22	1099-011	1	1			
6-4	23	1803-097	1	1			
6-4	24	510317-301	2	2			
6-4	25	510373-207	1	1			
6-4	26	510301-010	3	3			
6-4	27	510337-605	1	1			
6-4	28	500060-001	1	1		101 - 1272	
		510502-305	-	1		1273 & UP	
6-4	29	510352-507	2	2			
6-4	30	510302-006	3	3			
6-4	31	118873-001	1	1			
6-4	32	103351-001	1	1			
6-4	33	510372-811	1	1			
6-4	34	510338-821	1	1			
6-4	35	510311-124	1	1			
6-4	36	99339-001	1	1			
6-4	37	510337-615	4	4			
6-4	38	99266-001	1	1			
6-4	39	510335-715	1	1			
6-4	40	1093-033	1	1			
6-4	41	510336-667	1	1			

ACTUATOR AND REED SWITCHES ASSEMBLY

Figure 6-5



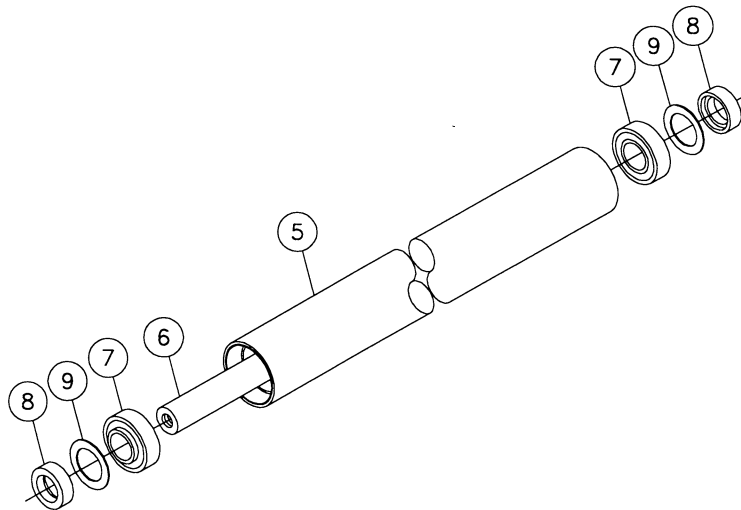
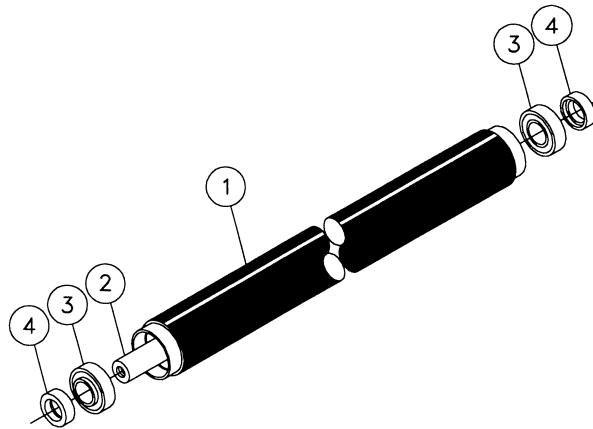
ACTUATOR AND REED SWITCHES ASSEMBLY

Figure 6-5

REF. NO.	PART NO.	DESCRIPTION	QTY		SERIAL NO.		REMARKS
			554	555	554	555	
6-5	1	95892-001	1	1			
6-5	2	68234-003	1	1			
		68234-011	1	1			
6-5	3	68234-007	1	1			
6-5	4	510352-501	1	1			
6-5	5	358-050	1	1			
6-5	6	118824-001	1	1			
6-5	7	510338-821	1	1			
6-5	8	510336-699	1	1			
6-5	9	510353-625	1	1			
6-5	10	510337-611	1	1			
6-5	11	68766-001	2	2			
6-5	12	510368-453	4	4			
6-5	13	399-001	2	2			
6-5	14	510308-106	1	1			
6-5	15	510369-011	4	4			
6-5	16	59634-001	A/R	A/R			
6-5	17	510314-401	1	1			
6-5	18	510302-010	1	1			
6-5	19	118893-001	1	1			
6-5	20	510352-503	1	1			
6-5	21	1789-059	1	1			
6-5	22	502030-001	1	1			
6-5	23	2595-001	1	1			
6-5	24	7000A-418	1	1			
6-5	25	123697-001	1	1			
6-5	26	508335-001	1	1			
6-5	27	505948-001	-	-			

IDLER ROLLER COMPONENTS

Figure 6-6



REF. NO.	PART NO.	DESCRIPTION	QTY		SERIAL NO.		REMARKS
			554	555	554	555	
6-6	1	114824-001 ROLLER IDLER RUBBER COVERED	1	-			
		114825-001 ROLLER IDLER RUBBER COVERED	-	1			
6-6	2	118910-001 SHAFT-RUBBER FEED IDLER	1	-			
		118912-001 SHAFT-RUBBER FEED IDLER	-	1			
6-6	3	1718-001 BRG.-1 CYLINDRICAL W/COL.	2	2			
6-6	4	1719-001 COLLAR-1" BEARING	2	2			
6-6	5	129605-001 IDLER-NET BELT ROLLER 4'	1	-			
		129606-001 IDLER-NET BELT ROLLER 5'	-	1			
6-6	6	99198-001 SHAFT-BELT IDLER	1	-			
		99245-001 SHAFT-ROLLER	-	1			
6-6	7	4051-001 BRG.-1 1/4 CYL.-RA103RR2 W/COL	2	2			
6-6	8	1719-003 COLLAR-1 1/4" BEARING	2	2			
6-6	9	510336-669 WASHER-2.25ODX1.5IDX14GA.	2	2			
	123659-001	FEED ROLLER-IDLER (INC. REF. 1-4)					
	123660-001	FEED ROLLER-IDLER (INC. REF. 1-4)					
	129607-001	3" BELT IDLER ROLLER 4' (INC. REF. 5-9)					
	129608-001	3" BELT IDLER ROLLER 5' (INC. REF. 5-9)					

