


# Vermeer®

*604/605 XL Baler*



# Parts Manual

PMAU00-1  
SERIAL NO. 101-  
ORDER NO. 105400S74

## INTRODUCTION

### HOW TO USE THE MANUAL

This manual contains illustrations and parts lists of components and assemblies which make up the machine. Each page consists of the name of the assembly or component, a figure number, reference numbers, part numbers, part names, and the quantities of the parts used.

**Assembly or component name** helps identify the illustration and parts list for each figure. This name also helps locate the general area of the machine where the assembly or component can be located.

**Figure numbers** are used to identify each assembly or component and to group these assemblies or components into major categories.

**Reference numbers** shown in a column refers to the numbered parts in the illustration. This ties the part in the illustration to the part number and description in the parts list.

EN-OM-0222-AP92

Part numbers are used to identify individual parts or part assemblies.

**Part descriptions** provide the name of the part, plus additional information such as dimensional specifications and what parts are grouped together to form part assemblies, which helps you identify the part(s).

**Quantities** listed for each figure are only for that assembly or component and not the total used per machine.

**Parts** are listed by part number in numerical order in the back portion of the manual. After each part number is a list of references where the part is used in the manual.

This parts manual is not intended to be a complete guide for machine service or repairs. Contact your Vermeer dealer for any of your service or technical requirements.

### ORDERING PARTS

Parts for repair or replacement are available through our network of authorized dealers located throughout the world.

Use only authorized Vermeer parts for repair or replacement. Always give the serial number

EN-OM-0223-AP92

and model number of the machine for which parts are being ordered. When ordering parts for component(s), which are not manufactured by Vermeer Manufacturing, also give the serial number of that component(s). Order all parts by part number, part name, and quantity needed.

### UPDATING AND REORDERING MANUALS

The parts lists, illustrations, and specifications in this manual are based on the latest information available at time of publication. Your machine may have product improvements and options not yet contained in this manual.

Vermeer Manufacturing Company reserves the right to make changes at any time without notice or obligation to you.

EN-OM-0224-AP92

Your dealer will receive notice of these changes and can assist you with accurate parts identification when ordering.

A copy of this manual is supplied with each machine. Additional copies are available through your dealer. When ordering additional manuals, use the reorder number listed on the front cover and the quantity needed.

Copyright © 2000  
Vermeer Manufacturing Company  
1210 Vermeer Road East  
Pella, Iowa 50219-0200

## PARTS LIST TABLE OF CONTENTS

### BASIC BALER FEATURES - SECTION 1

BELT TIGHTENER/IDLER ROLLER ASSEMBLY (FIG. 1-8)	PAGE 1-15, 1-16
CHAINS/TIGHTENER ASSEMBLY (FIG. 1-11)	PAGE 1-21, 1-22
CYLINDER COMPONENTS-2 1/2" X 22" (FIG. 1-28)	PAGE 1-47
CYLINDER COMPONENTS-3 1/2" X 8" (FIG. 1-29)	PAGE 1-48
DECAL ASSEMBLY (FIG. 1-1)	PAGE 1-1, 1-2
DRIVE SPROCKETS ASSEMBLY (FIG. 1-10)	PAGE 1-19, 1-20
DRUM ROLLER COMPONENTS (FIG. 1-23)	PAGE 1-42
ELECTRICAL COMPONENTS (FIG. 1-18)	PAGE 1-35, 1-36
FRONT FRAME ASSEMBLY (FIG. 1-2)	PAGE 1-3, 1-4
GEARBOX COMPONENTS (FIG. 1-27)	PAGE 1-46
HAYSAVER WHEEL ASSEMBLY (FIG. 1-7)	PAGE 1-13, 1-14
HUB AND SPINDLE COMPONENTS (FIG. 1-20)	PAGE 1-39
HYDRAULIC VALVE COMPONENTS (FIG. 1-30)	PAGE 1-49
INDICATORS ASSEMBLY (FIG. 1-14)	PAGE 1-27, 1-28
LONG IDLER ROLLER COMPONENTS-3 1/2" DIA. (FIG. 1-24)	PAGE 1-43
LONG IDLER ROLLER COMPONENTS-5 1/2" DIA. (FIG. 1-25)	PAGE 1-44
LONG SHAFT IDLER ROLLER COMPONENTS-5 1/2" DIA. (FIG. 1-26)	PAGE 1-45
PICKUP ASSEMBLY (FIG. 1-4)	PAGE 1-7, 1-8
PICKUP LIFT ASSEMBLY (FIG. 1-6)	PAGE 1-11, 1-12
SHIELDS ASSEMBLY (FIG. 1-5)	PAGE 1-9, 1-10
SHORT IDLER ROLLER COMPONENTS (FIG. 1-22)	PAGE 1-41
STARTING AND DRIVE ROLLERS ASSEMBLY (FIG. 1-9)	PAGE 1-17, 1-18
TAILGATE ASSEMBLY (FIG. 1-3)	PAGE 1-5, 1-6
TAILGATE HYDRAULICS ASSEMBLY (FIG. 1-17)	PAGE 1-33, 1-34
TAILLIGHTS/WIRE HARNESS ASSEMBLY (FIG. 1-16)	PAGE 1-31, 1-32
TENSION FRAME ASSEMBLY (FIG. 1-15)	PAGE 1-29, 1-30
TIRE AND WHEEL ASSEMBLY (FIG. 1-21)	PAGE 1-40
TWINE ROUTING ASSEMBLY (FIG. 1-12)	PAGE 1-23, 1-24
TWINE TIE ASSEMBLY (FIG. 1-13)	PAGE 1-25, 1-26
VERMEER LUBES ETC. (FIG. 1-19)	PAGE 1-37, 1-38

### BALE KICKER FEATURE - SECTION 2

BALE KICKER ASSEMBLY (FIG. 2-1)	PAGE 2-1, 2-2
HYDRAULIC CYLINDER COMPONENTS- 2" X 13" (FIG. 2-3)	PAGE 2-5
HYDRAULIC SEQUENCE VALVE COMPONENTS (FIG. 2-4)	PAGE 2-6
KICKER INDICATOR ASSEMBLY (FIG. 2-2)	PAGE 2-3, 2-4

### SILAGE FEATURE - SECTION 3

SCRAPER BLADE ASSEMBLY - LOWER FRAME (FIG. 3-2)	PAGE 3-3, 3-4
SILAGE KNIFE/HARDENED ROLLER ASSEMBLY (FIG. 3-1)	PAGE 3-1, 3-2

### TWINE TIE AND BALER CONTROLS - SECTION 4

ACCU-BALE ASSEMBLY (FIG. 4-2)	PAGE 4-3 - 4-6
ACC-TIE ASSEMBLY (FIG. 4-3)	PAGE 4-7, 4-8
MANUAL ELECTRIC TWINE TIE ASSEMBLY (FIG. 4-1)	PAGE 4-1, 4-2
TWINE SPEED SENSOR ASSEMBLY-LEFT (FIG. 4-4)	PAGE 4-9
TWINE SPEED SENSOR ASSEMBLY-RIGHT (FIG. 4-5)	PAGE 4-10

### DRIVELINE FEATURES - SECTION 5

DRIVELINE ASSEMBLY (FIG. 5-1)	PAGE 5-1
DRIVELINE COMPONENTS - 540 RPM CUTOUT/OVERRUNNING CLUTCH (FIG. 5-2)	PAGE 5-2 & 5-3
DRIVELINE COMPONENTS - 1000 RPM CUTOUT/OVERRUNNING CLUTCH (FIG. 5-4)	PAGE 5-6 & 5-7
OVERRUNNING CLUTCH COMPONENTS (FIG. 5-3)	PAGE 5-4

**PARTS LIST TABLE OF CONTENTS (CONT.)**

**NETWRAP FEATURE - SECTION 6**

ACTUATOR AND REED SWITCHES ASSEMBLY (FIG. 6-5) . . . . .	PAGE 6-9, 6-10
IDLER ROLLER COMPONENTS (FIG. 6-6) . . . . .	PAGE 6-11
LEFT SIDE AND LOWER ROLLERS ASSEMBLY (FIG. 6-3) . . . . .	PAGE 6-5, 6-6
NET ROLL BRAKE AND SHIELDS ASSEMBLY (FIG. 6-2) . . . . .	PAGE 6-3, 6-4
RIGHT SIDE ROLLER ASSEMBLY (FIG. 6-4) . . . . .	PAGE 6-7, 6-8
SIDE PANELS ASSEMBLY (FIG. 6-1) . . . . .	PAGE 6-1, 6-2

**MANUAL BALER LIFT FEATURE - SECTION 7**

MANUAL BALER LIFT ASSEMBLY (FIG. 7-1) . . . . .	PAGE 7-1, 7-2
---	---------------

**HAY BUILD UP REDUCER FEATURE - SECTION 8**

HAY DEFLECTOR ASSEMBLY (FIG. 8-1) . . . . .	PAGE 8-1
---	----------

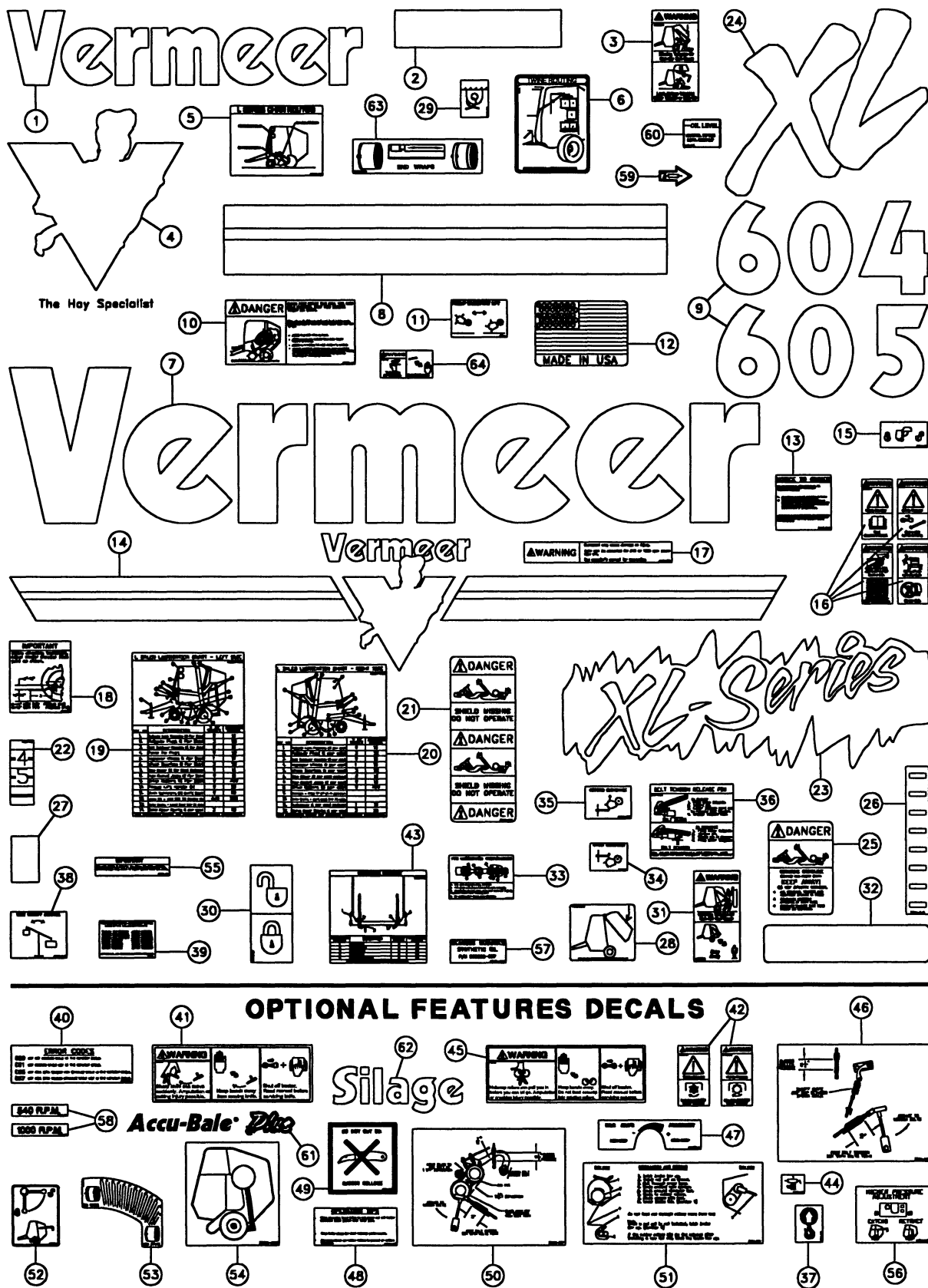
**HYDRAULIC BALER LIFT FEATURE - SECTION 9**

CYLINDER COMPONENTS - 2 1/2" X 8" (FIG. 9-2) . . . . .	PAGE 9-3
CYLINDER COMPONENTS - 3" X 8" (FIG. 9-3) . . . . .	PAGE 9-4
HYDRAULIC BALER LIFT ASSEMBLY (FIG. 9-1) . . . . .	PAGE 9-1, 9-2

**THIS PAGE INTENTIONALLY LEFT BLANK**

### DECAL ASSEMBLY

Figure 1-1



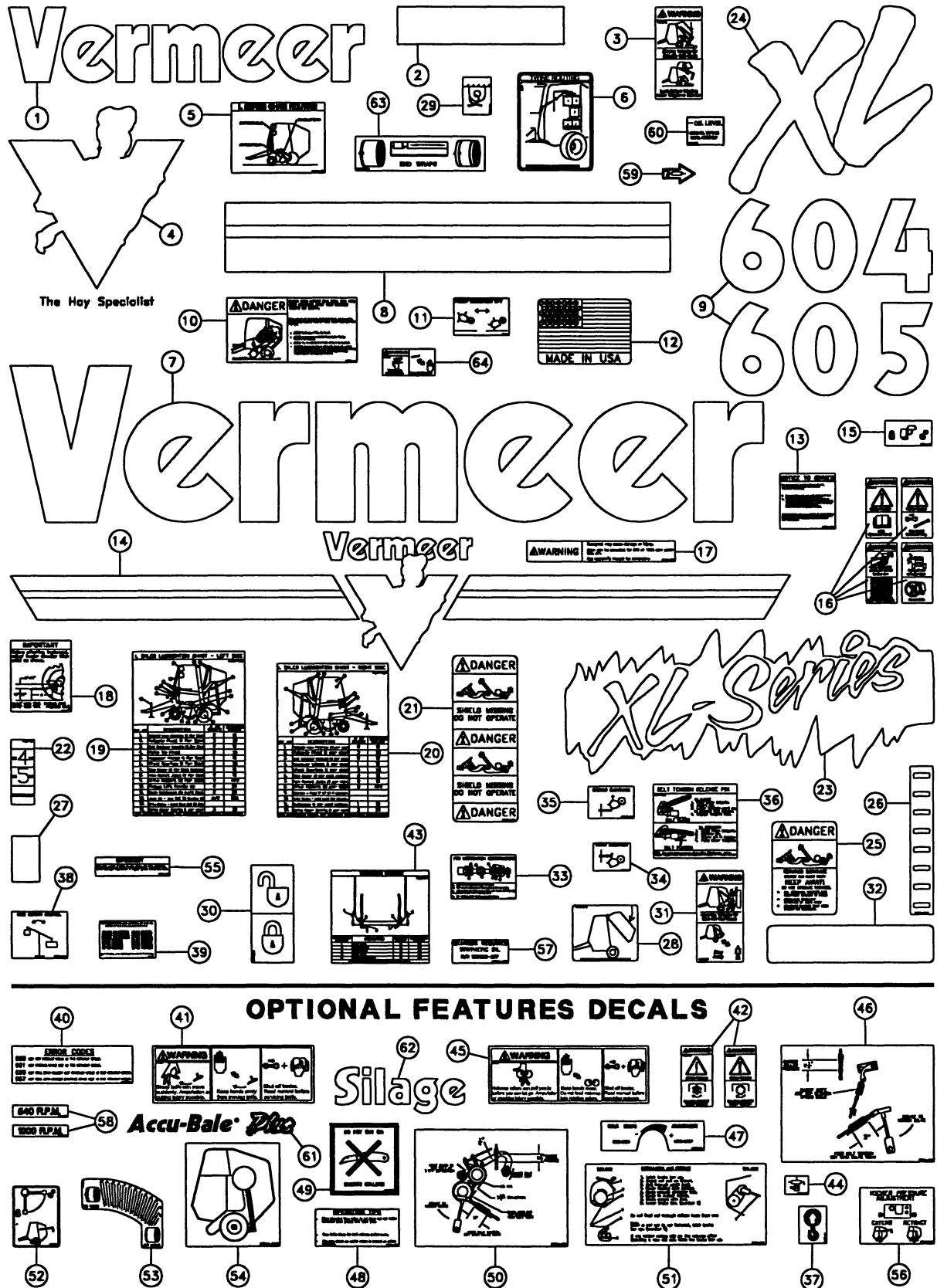
## DECAL ASSEMBLY

Figure 1-1

REF. NO.	PART NO.	DESCRIPTION	QTY.		SERIAL NO.		REMARKS
			604	605	604	605	
1-1	1	2326-608	DECAL-VERMEER 4"	1	1		
1-1	2	7000B-068	DECAL-RED REFLECTOR	2	2		
1-1	3	7000B-218	DECAL-WARNING, TAILGATE/KICK CLOSE	2	2		
1-1	4	7000B-481	DECAL-AG LOGO W/HAY SPECIALIST	2	2		
1-1	5	7000A-602	DECAL-CHAIN ROUTING 600L	1	1		
1-1	6	7000B-676	DECAL-TWINE ROUTING XL	2	2	1000&UP	1000&UP
		7000A-598	DECAL-LEFT TWINE ROUTING	1	1	101-999	101-999
		7000A-599	DECAL-RIGHT TWINE ROUTING	1	1	101-999	101-999
1-1	7	7000B-474	DECAL-VERMEER 11"	2	2		
1-1	8	70000-776	DECAL-4"VERMEER STRIPE (SPEC. LENGTH)	A/R	A/R		
1-1	9	7000B-480	DECAL-604 (4" TALL)	2	-		
		7000B-479	DECAL-605 (4" TALL)	-	2		
1-1	10	70000-447	DECAL-DANGER/BALER FEED	2	2		
1-1	11	700IB-484	DECAL-PICKUP TRANSPORT LIFT	1	1		
1-1	12	70000-434	DECAL-MADE IN USA	1	1		
1-1	13	2326-940	DECAL-NOTICE TO OWNERS	1	1		
1-1	14	70000-802	DECAL-LOGO/STRIPE	1	1		
1-1	15	700IB-483	DECAL-TAILGATE LOCKED HORIZONTAL	1	1		
1-1	16	7000B-824	DECAL-WARNING	1	1		
1-1	17	70000-808	DECAL-WARNING	1	1		
1-1	18	70000-253	DECAL-DRAWBAR HITCH POINT	1	1		
1-1	19	7000A-831	DECAL-MAINTENANCE CHART L SIDE	1	1		
1-1	20	7000A-833	DECAL-MAINTENANCE CHART R SIDE	1	1		
1-1	21	70000-108	DECAL-DANGER	1	1		
1-1	22	7000B-283	DECAL-INDICATOR MARKERS	1	1		
1-1	23	7000B-473	DECAL-XL SERIES	1	1		
1-1	24	7000B-476	DECAL-XL (LARGE)	2	2		
1-1	25	2326-902	DECAL-PTO ROTATING DRIVE LINE	1	1		
1-1	26	700IA-545	DECAL-INDICATOR	3	3		
1-1	27	700IB-485	DECAL-CLEAR LEXAN GUARD (1.5 X 2.5)	2	2		
1-1	28	700IB-579	DECAL-TAILGATE INDICATOR	1	1		
1-1	29	70000-834	DECAL-TIE DOWN POINT	3	3		
1-1	30	7000A-419	DECAL-LATCH INDICATOR	1	1		
1-1	31	7000B-189	DECAL-WARNING, TAILGATE/KICK OPEN	1	1		
1-1	32	7000B-069	DECAL-AMBER REFLECTOR	1	1		
1-1	33	70000-838	DECAL-PTO LUBRICATION	1	1		
1-1	34	70000-835	DECAL-THROAT ADJUSTMENT	2	2		
1-1	35	70000-842	DECAL-GROUND CLEARANCE	2	2		
1-1	36	7000A-668	DECAL-BELT TENSION	1	1		
1-1	37	70000-445	DECAL-LIFT POINT	2	2		
1-1	38	70000-844	DECAL-BALE DENSITY CONTROL	1	1		
1-1	39	7000B-120	DECAL-PATENT	1	1		
1-1	40	7000A-171	DECAL-ERROR-CODES	1	1		
1-1	41	7000B-503	DECAL-WARNING-SHARP KNIVES	1	1		
1-1	42	7000B-192	DECAL-USE 540 PTO	1	-		
		7000B-063	DECAL-USE 1000 PTO	-	1		
1-1	43	7000B-312	DECAL-TWINE TIE LUBE CHART 4'	1	-		
		7000B-311	DECAL-TWINE TIE LUBE CHART 5'	-	1		
1-1	44	7000A-457	DECAL-1 SHOTS PER 10 HRS.	1	1		
1-1	45	7000B-502	DECAL-WARNING-PINCH ROLLERS	1	1		
1-1	46	7000A-455	DECAL-BELT TENSION	1	1		
1-1	47	7000B-701	DECAL-BALE SHAPE ADJUSTMENT	2	2		
1-1	48	7000A-460	DECAL-OPERATING TIPS	1	1		
1-1	49	7000A-173	DECAL-WARNING	1	1		
1-1	50	7000A-454	DECAL-IDLER ADJUSTMENT	1	1		
1-1	51	7000A-172	DECAL-INSTALL & ROUTE	1	1		
1-1	52	700IB-574	DECAL-KICKER SHUTOFF VALVE	1	1		
1-1	53	7000B-756	DECAL-END WRAP	1	1		
1-1	54	700IA-372	DECAL-BALE KICKER	1	1		

DECAL ASSEMBLY (CONT.)

Figure 1-1





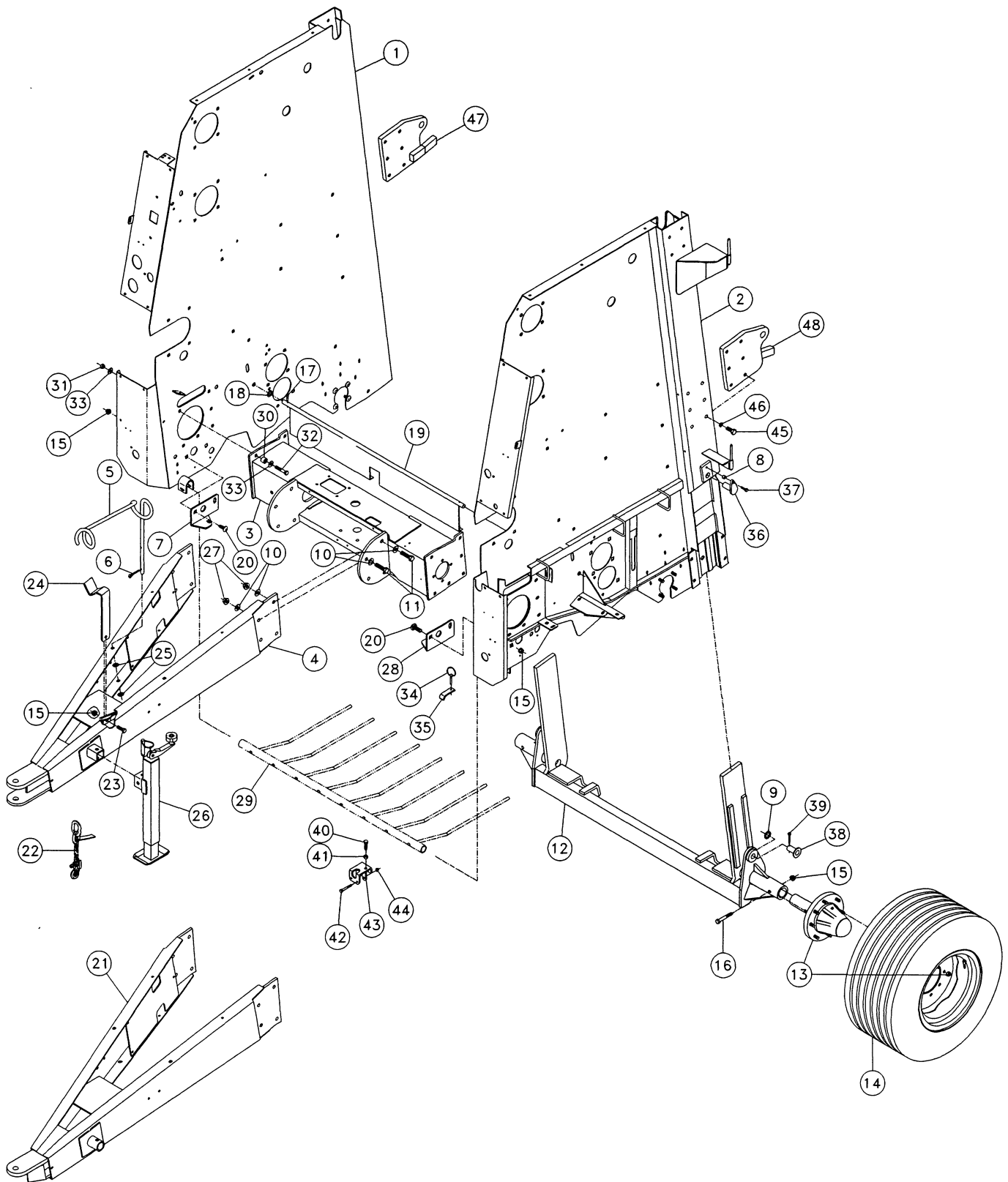
## DECAL ASSEMBLY (CONT.)

Figure 1-1

REF. NO.	PART NO.	DESCRIPTION	QTY.		SERIAL NO.		REMARKS	
			604	605	604	605		
1-1	55	70000-404	DECAL-IMPORTANT	1	1			
1-1	56	7000A-788	DECAL-KICKER ADJUSTMENT	1	1			
1-1	57	7000A-875	DECAL-SYNTHETIC OIL	1	1			
1-1	58	2326-684	DECAL-540 RPM	1	-			
		2326-683	DECAL-1000 RPM	-	1			
1-1	59	700IB-578	DECAL-GREASE ZERK LOCATION ARROW	12	12			
1-1	60	7000B-575	DECAL-HYDRAULIC RESERVOIR OIL LEVEL	1	1			
1-1	61	7000B-675	DECAL-ACCU-BALE PLUS	3	3			
1-1	62	70000-313	DECAL-MODEL SILAGE	2	2			
1-1	63	7000B-577	DECAL-END WRAP	1	1			
1-1	64	7000B-749	DECAL-WARNING	2	2			
	84530-199	DECAL ASSEMBLY-604XL (INC. REF. 1-64)						
	84530-200	DECAL ASSEMBLY-605XL (INC. REF. 1-64)						

FRONT FRAME ASSEMBLY

Figure 1-2



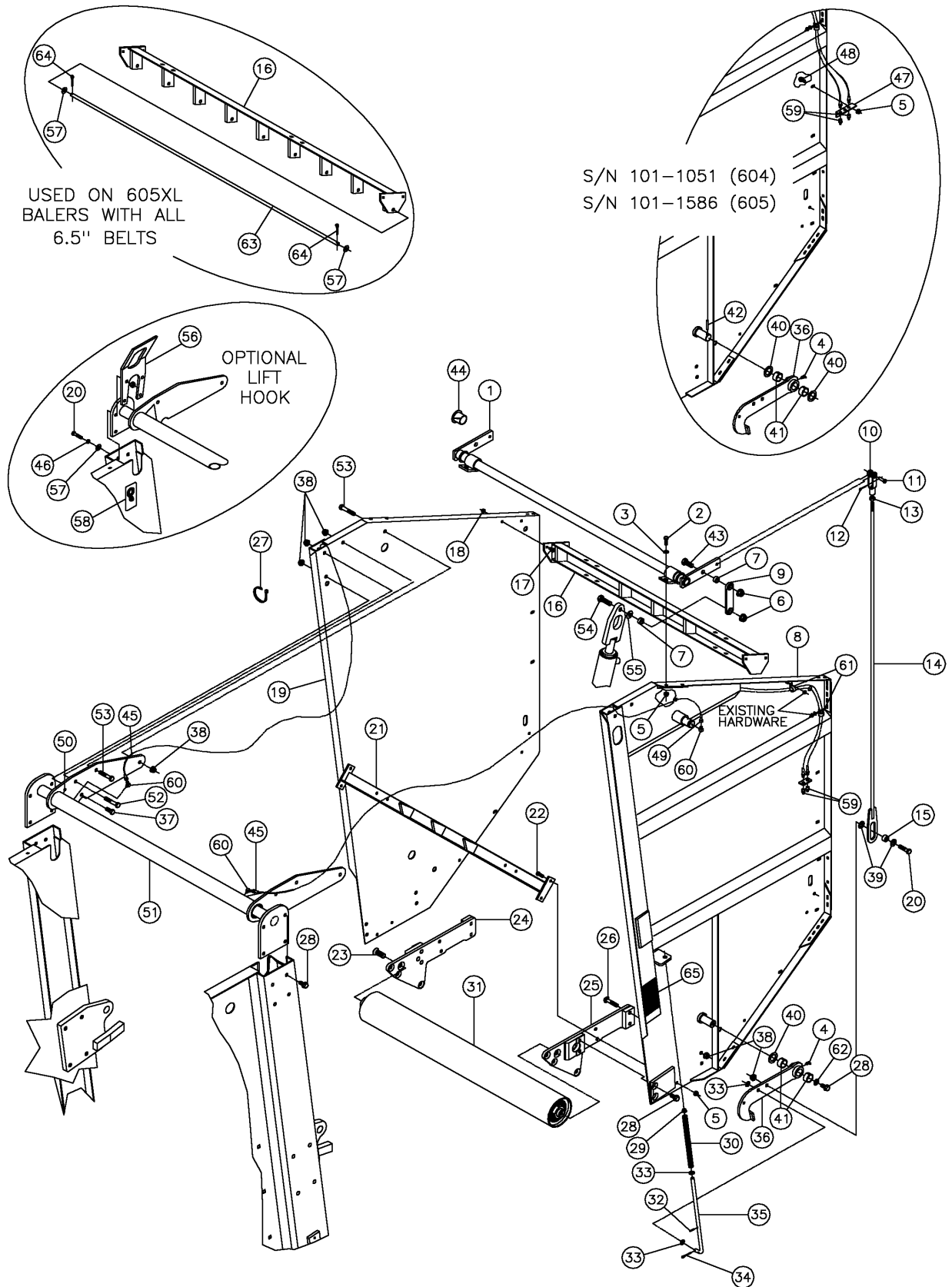
## FRONT FRAME ASSEMBLY

Figure 1-2

REF. NO.	PART NO.	DESCRIPTION	QTY.		SERIAL NO.		REMARKS
			604	605	604	605	
1-2	1	509651-001	1	1	101-999	101-999	
		510500-407	1	1	1000&UP	1000&UP	
1-2	2	509652-001	1	1	101-999	101-999	
		510500-415	1	1	1000&UP	1000&UP	
1-2	3	500151-001	1	-			
		500152-001	-	1			
1-2	4	500226-001	1	1			
1-2	5	131788-001	1	1			
1-2	6	510338-847	2	2			
1-2	7	509645-001	1	1			
1-2	8	1070-019	2	2			
1-2	9	510336-663	2	2			
1-2	10	235715-001	16	16			
1-2	11	121818-024	8	8			
1-2	12	509682-001	1	-			
		509681-001	-	1			
1-2	13	501228-001	2	2			
		HUB/SPINDLE ASSY-8 BOLT BREAKDOWN FIG. 1-20)					
1-2	14	109491-001	2	2			
		WHEEL ASSY-31 X 13.5-15LT 8 BOLT (BREAKDOWN FIG. 1-21)					
1-2	15	510352-501	7	7			
1-2	16	510304-034	2	2			
1-2	17	510342-847	2	2			
1-2	18	510336-691	2	2			
1-2	19	502021-001	1	-			
		502020-001	-	1			
1-2	20	510310-114	4	4			
1-2	21	503034-001	1	1			
1-2	22	1443-017	1	1			
1-2	23	510304-014	1	1			
1-2	24	500230-001	1	1			
1-2	25	510336-699	2	2			
1-2	26	507504-001	1	1			
1-2	27	510376-501	8	8			
1-2	28	509646-001	1	1			
1-2	29	109397-001	1	-			
		103671-001	-	1			
1-2	30	510500-488	12	12			
1-2	31	510316-511	12	12			
1-2	32	279269-001	12	12			
1-2	33	485-025	24	24			
1-2	34	1797-003	2	2			
1-2	35	86797-001	2	2			
1-2	36	103618-001	2	2			
1-2	37	510345-212	2	2			
1-2	38	510379-813	2	2			
1-2	39	510338-817	2	2			
1-2	40	510304-016	1	1			
1-2	41	510317-301	1	1			
1-2	42	510301-024	2	2			
1-2	43	114589-001	1	1			
1-2	44	510352-507	2	2			
1-2	45	510306-014	12	12			
1-2	46	510335-715	12	12			
1-2	47	505936-001	1	1			
1-2	48	505935-001	1	1			

### TAILGATE ASSEMBLY

Figure 1-3



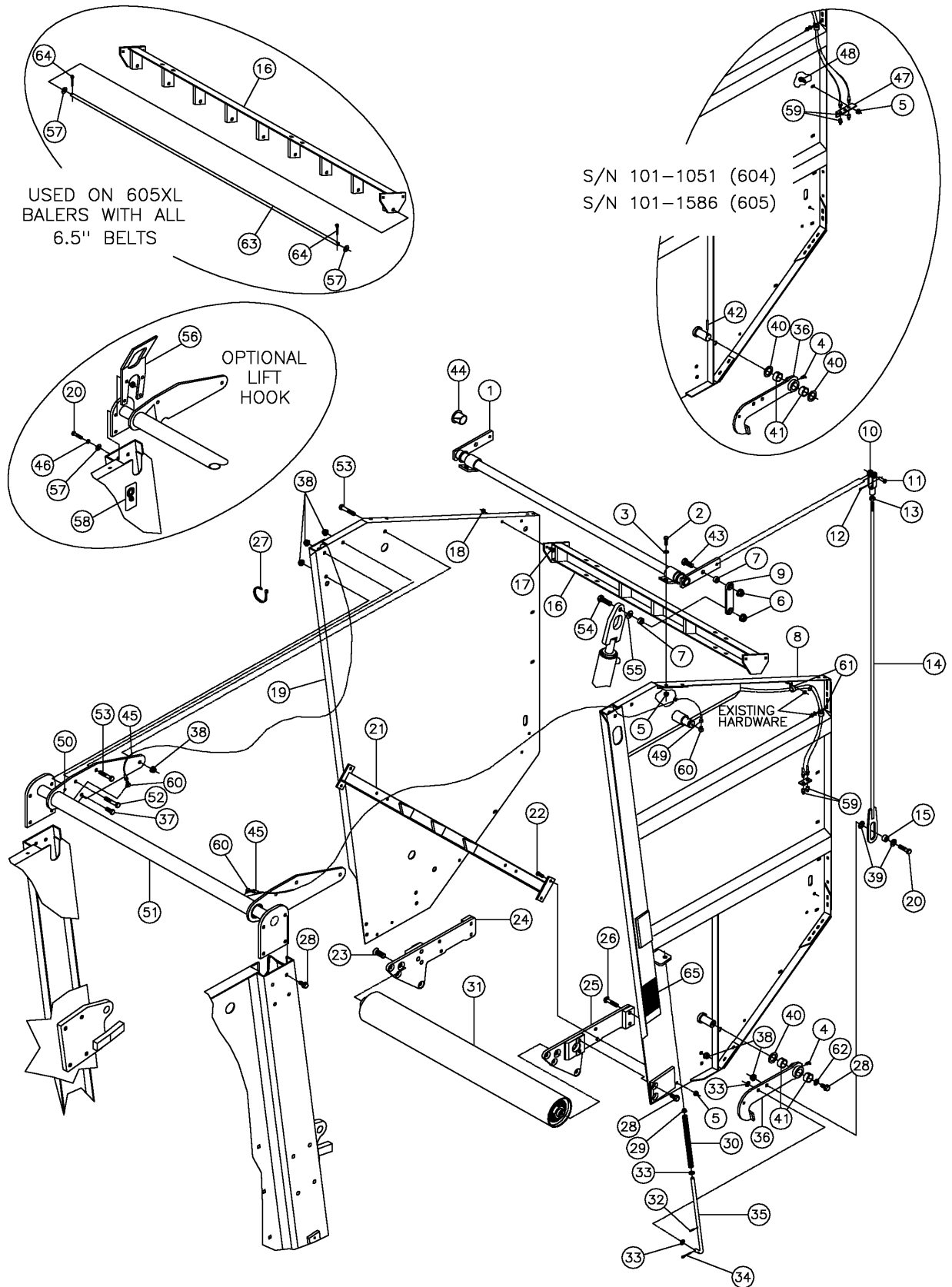
## TAILGATE ASSEMBLY

Figure 1-3

REF. NO.	PART NO.	DESCRIPTION	QTY.		SERIAL NO.		REMARKS
			604	605	604	605	
1-3	1	509794-001	CROSS SHAFT ASS'Y 604XL BALER	1	-		
		509795-001	CROSS SHAFT ASS'Y 605XL BALER	-	1		
1-3	2	510302-012	SCREW-HCS-.38-16X1.25-GR5-YZ	4	4		
1-3	3	510337-607	WASHER-FLATSTD-.38-.44X1.00-.08-YZ	4	4		
1-3	4	597-001	ZERK-1/4" NF 90 DEG GREASE	2	2		
1-3	5	510352-503	NUT-SMFLGTL-.38-16-G-YZ	10	10	101-1051	101-1586
		510352-503	NUT-SMFLGTL-.38-16-G-YZ	8	8	1052&UP	1587&UP
1-3	6	510352-513	NUT-SMFLGTL-.63-11-G-YZ	2	2		
1-3	7	114830-001	BUSHING-BRONZE	4	4		
1-3	8	500150-001	TAILGATE-LEFT	1	1		
1-3	9	500198-001	LINK-LATCH SYNCHRO	2	2		
1-3	10	509087-001	YOKE-8N300A1/2"-3/8"PIN1/2"THR YZ	2	2		
1-3	11	2110-013	PIN-CLEVIS 3/8X1 3/8-1 9/64 UL	2	2		
1-3	12	510338-809	COTTER PIN-1/8" X 1"-YZ	2	2		
1-3	13	451-001	NUT-1/2 N.F. HEX	2	2		
1-3	14	500201-001	ROD-TAILGATE LATCH RELEASE	2	2		
1-3	15	1081-001	TUBE-1"ODX9/16"ID-7/16	2	2		
1-3	16	107154-001	GUIDE-BELT 4'	1	-		
		107157-001	GUIDE-BELT 5'	-	1		
		510287-001	GUIDE-BELT 5' (USED ONLY WITH A COMPLETE SET OF 6.5" BELTS)	-	1		
1-3	17	510308-106	BOLT-CARG-.31-18X.75-GR5-YZ	4	4		
1-3	18	510352-507	NUT-SMFLGTL-.31-18-G-YZ	4	4		
1-3	19	500149-001	TAILGATE-RIGHT	1	1		
1-3	20	510304-016	SCREW-HCS-.50-13X1.75-GR5-YZ	10	10		
1-3	21	500356-001	GUIDE-BELT 4'	1	-		
		500355-001	GUIDE-BELT 5'	-	1		
		510503-194	GUIDE-BELT 5' (USED ONLY WITH A COMPLETE SET OF 6.5" BELTS)	-	1		
1-3	22	510302-010	SCREW-HCS-.38-16X1.00-GR5-YZ	4	4		
1-3	23	521-014	3/4-10X1 1/2"FLT SKT HD CP SCR	2	2		
1-3	24	500318-001	MOUNT-LOWER FRAME RIGHT	1	1		
1-3	25	500317-001	MOUNT-LOWER FRAME LEFT	1	1		
1-3	26	510310-122	BOLT-CARG-.50-13X2.25-GR5-YZ	4	4		
1-3	27	59634-001	NYLON TIE-8"	6	6		
1-3	28	510343-210	SCREW-FLGWZ-.50-13X1.00-GR5-YZ-HWH	12	12	101-1051	101-1586
		510343-210	SCREW-FLGWZ-.50-13X1.00-GR5-YZ-HWH	14	14	1052&UP	1587&UP
1-3	29	209-015	NYLINER-8L5 1/2F	2	2		
1-3	30	1803-179	SPRING-COMP.3/4ODX.56ID-11 3/8	2	2		
1-3	31	71286-001	ROLLER ASSY-SHORT IDLER (BREAKDOWN FIG. 1-22)	1	-		
		69106-001	ROLLER ASSY-SHORT IDLER (BREAKDOWN FIG. 1-22)	-	1		
1-3	32	510372-919	PIN EXPANSION 5/32 X 7/8 YZ	2	2		
1-3	33	510353-625	WASHER-MCHBSHG-.50-.53X.88-18G-YZ	6	6		
1-3	34	510338-815	COTTER PIN-5/32 X 1 1/4 - YZ	4	4		
1-3	35	108398-001	ROD-COMP SPRING SLIDE	2	2		
1-3	36	500180-001	HOOK-GATE LATCH	2	2		
1-3	37	510304-012	SCREW-HCS-.50-13X1.25-GR5-YZ	2	2		
1-3	38	510352-501	NUT-SMFLGCTRLOCK-.50-13-G-YZ	14	14		
1-3	39	510360-637	WASHER-FLATSTRL-.50-.53X1.50-.19-YZ	4	4		
1-3	40	510336-667	WASHER-MCHBSHG-1.25-1.28X1.88-14G-YZ	4	4	101-1051	101-1586
		510336-667	WASHER-MCHBSHG-1.25-1.28X1.88-14G-YZ	2	2	1052&UP	1587&UP
1-3	41	1835-055	BSHG.-STL.-1 1/2 X 1 1/4 X 3/4	4	4		
1-3	42	510372-905	PIN EXPANSION 5/16 X 1 3/4 YZ	2	2	101-1051	101-1586
1-3	43	510306-014	SCREW-HCS-.63-11X1.50-GR5-YZ	2	2		
1-3	44	209-005	NYLINER 24L 24F	2	2		
1-3	45	59245-037	HOSE-1/8 X 80" 1/8M NPT 3000 PSI	2	2		
1-3	46	510335-711	WASHER-LOCK-.50-.52X.87-.13-YZ	8	8		
1-3	47	501402-001	MOUNT-3 ZERK GREASE BANK	2	2	101-1051	101-1586
1-3	48	510346-210	SCREW-FLGWZ-.38-16X1.00-GR2-YZ	2	2	101-1051	101-1586
1-3	49	59245-023	HOSE-1/8X92 1/8M NPT 2500 PSI	2	2		
1-3	50	110470-003	CAPSCREW-1/4"-20 X 3/8"	2	2		

### TAILGATE ASSEMBLY

Figure 1-3



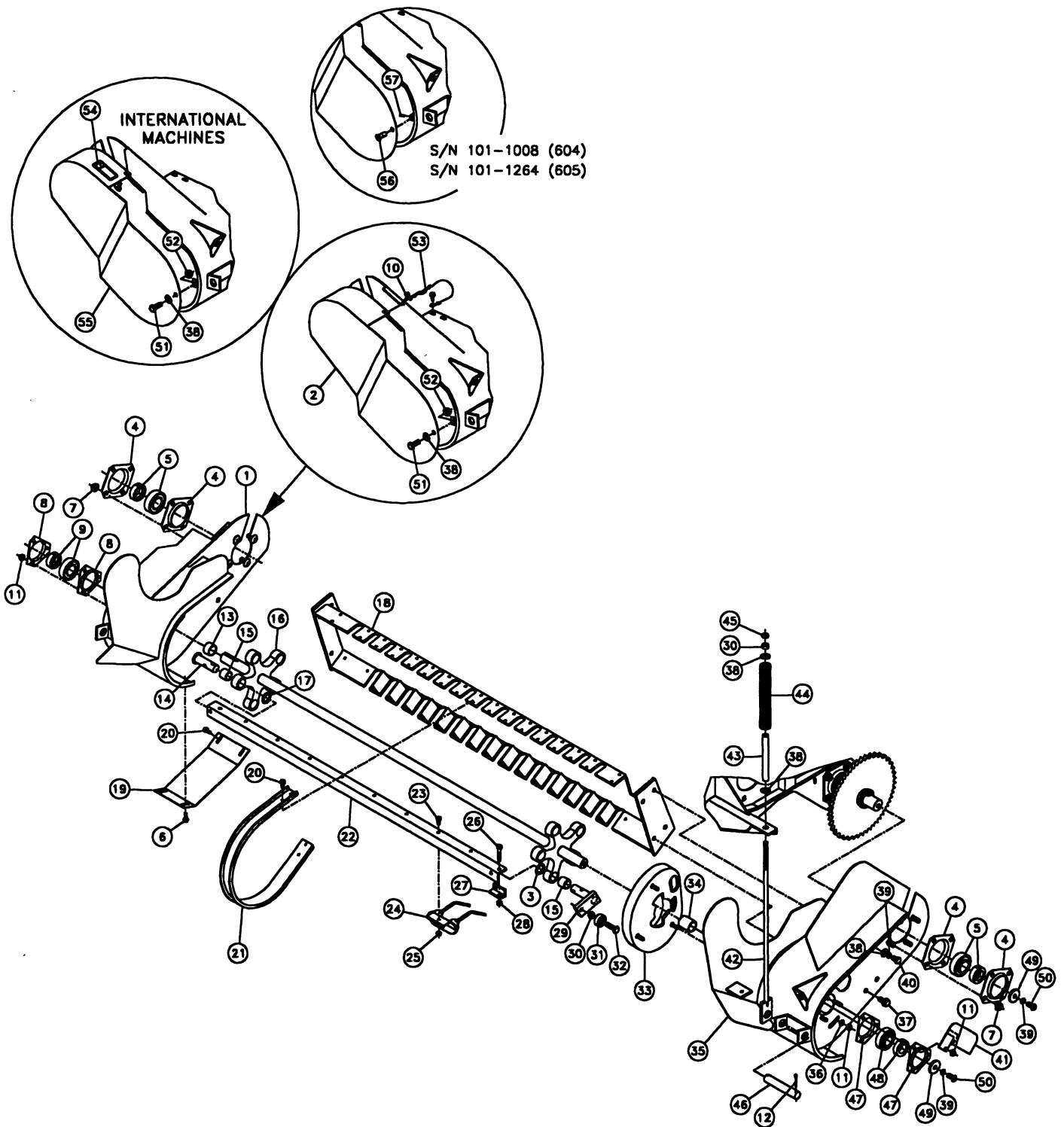
## TAILGATE ASSEMBLY (CONT.)

Figure 1-3

REF. NO.	PART NO.	DESCRIPTION	QTY.		SERIAL NO.		REMARKS
			604	605	604	605	
1-3	51	509677-001	1	-			
		509678-001	-	1			
1-3	52	510304-030	2	2			
1-3	53	510304-026	4	4			
1-3	54	510306-020	2	2			
1-3	55	510337-615	2	2			
1-3	56	503032-001	1	1			
		503033-001	1	1			
1-3	57	510337-611	10	10			
1-3	58	70000-445	2	2			
1-3	59	587-001	4	4			
1-3	60	111699-001	4	4			
1-3	61	2595-007	4	4			
1-3	62	510361-621	2	2	1052&UP	1587&UP	
1-3	63	510281-001					
		ROD-BELT GUIDE (USED ONLY WITH A COMPLETE SET OF 6.5" BELTS)	-	1			
1-3	64	510338-821					
		COTTER PIN-3/16" X 1"-YZ (USED ONLY WITH A COMPLETE SET OF 6.5" BELTS)	-	2			
1-3	65	7000B-218	2	2			1 ea. Side

PICKUP ASSEMBLY

Figure 1-4





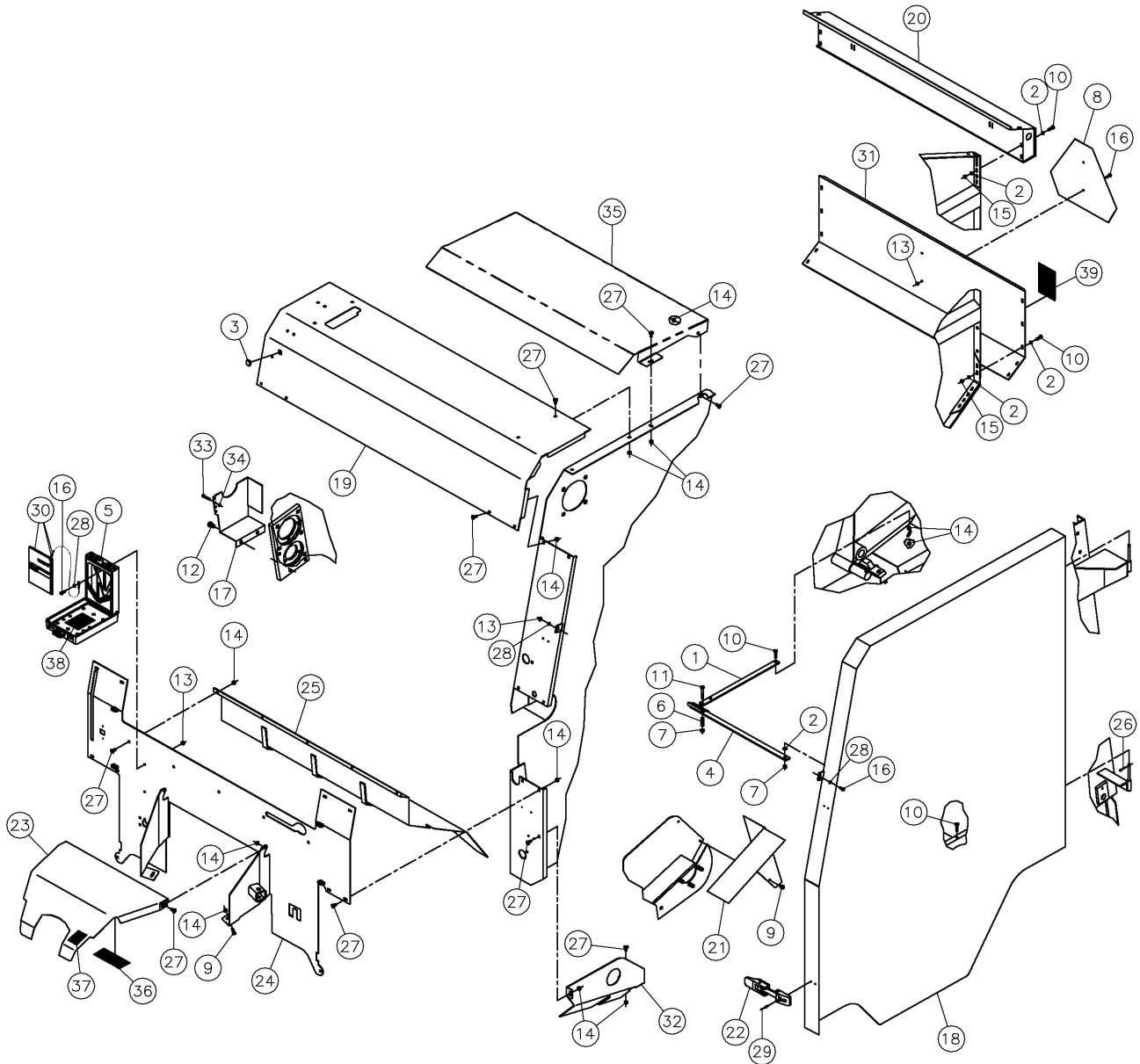
## PICKUP ASSEMBLY

Figure 1-4

REF. NO.	PART NO.	DESCRIPTION	QTY.		SERIAL NO.		REMARKS
			604	605	604	605	
1-4	1	125973-001	END PLATE-PICKUP RH	1	1		
1-4	2	502261-001	SHIELD-PICKUP DRIVE	1	1		
1-4	3	510336-663	WASHER-MCHBSHG-1.00-1.03X1.50-10G-YZ	5	5		
1-4	4	507496-001	FLANGETTE 80MM NON-LUBE PLTD	4	4		
1-4	5	212-001	BRG.-1 1/2 SPHERICAL W/COL.	2	2		
1-4	6	510301-094	SCREW-TCTAP-.31-18X.50-GR5-YZ-1-HWH-U	4	4		
1-4	7	510352-501	NUT-SMFLGCTRLOCK-.50-13-G-YZ	8	8		
1-4	8	505920-001	FLANGETTE-1 1/4 72MM PLATED	2	2		
1-4	9	4052-001	BRG 1 1/4 SPHER-RA104RRB W/COL	1	1		
1-4	10	510337-605	WASHER-FLATSTD-.31-.38X.88-.08-YZ	1	1		
1-4	11	510352-503	NUT-SMFLGTL-.38-16-G-YZ	6	6		
1-4	12	510338-819	COTTER PIN-5/32" X 2"-YZ	4	4		
1-4	13	510501-122	SPACER-PICKUP DRUM SHAFT-1.18"	1	1		
1-4	14	69436-001	PIN-TOOTH MOUNTING 1070515M1	5	5		
1-4	15	68776-001	BUSHING-FIBERGLASS 1 1/4ODX1X1	10	10		
1-4	16	82999-001	DRUM-PICKUP 4' (INC. REF. 15)	1	-		
		82979-001	DRUM-PICKUP 5' (INC. REF. 15)	-	1		
1-4	17	510336-665	WSHR-MCHBSHG-1.00-1.03X1.50-14G-YZ	10	10		
1-4	18	79911-001	BACKPLATE-PICKUP	1	-		
		86281-001	BACKPLATE-PICKUP	-	1		
1-4	19	82364-001	SHIELD-PICKUP UNDERCARRIAGE	2	2		
1-4	20	510377-006	SCREW-TFTAP-.31-18X.75-GR8-YZ-A-HWH	68	84		
1-4	21	89982-001	BAND-PICKUP	15	19		
1-4	22	71346-001	ANGLE-TOOTH MOUNT	5	-		
		69496-001	ANGLE-TOOTH MOUNT	-	5		
1-4	23	510301-006	SCREW-HCS-.31-18X.75-GR5-YZ	40	50		
1-4	24	27997-001	TEETH-RUBBER MNTD PICKUP D4315	40	50		
1-4	25	510352-507	NUT-SMFLGTL-.31-18-G-YZ	40	50		
1-4	26	240454-001	SCREW-HCS-.38-16X2.00-GR8-YZ	20	20		
1-4	27	20946-001	BAR-TOOTH MOUNT ANGLE	10	10		
1-4	28	250508-001	NUT-TLHEX-.63-18-C-YZ	16	20		
1-4	29	69071-001	ARM-PICKUP ECCENTRIC	5	5		
1-4	30	510317-301	NUT-HEX-.50-13-GR2-YZ	7	7		
1-4	31	1732-003	BEARING-#202KRR7 FAFNIR	5	5		
1-4	32	510304-014	SCREW-HCS-.50-13X1.50-GR5-YZ	5	5		
1-4	33	87047-001	CAMTRACK	1	1		
1-4	34	510501-123	SPACER-PICKUP DRUM SHAFT-2.23"	1	1		
1-4	35	125972-001	END PLATE-PICKUP LH	1	1		
1-4	36	510337-607	WASHER-FLATSTD-.38-.44X1.00-.08-YZ	3	3		
1-4	37	510343-210	SCREW-FLGWZ-.50-13X1.00-GR5-YZ-HWH	7	7		
1-4	38	510337-611	WASHER-FLATSTD-.50-.56X1.38-.11-YZ	6	6		
1-4	39	510335-711	WASHER-LOCK-.50-.52X.87-.13-YZ	3	3		
1-4	40	510304-006	SCREW-HCS-.50-13X.75-GR5-YZ	1	1		
1-4	41	69482-001	COVER-CAM INSPECTION	1	1		
1-4	42	125028-001	ROD-LIFT	2	2		
1-4	43	1071-073	TUBE-3/4"ODX12 GA.-6 7/8"	2	2		
1-4	44	1803-115	SPRING-COMP.1 3/8ODX9"-13/64W.	2	2		
1-4	45	510317-311	NUT-HEXJAM-.50-13-GR2-YZ	2	2		
1-4	46	87013-001	LIFT PIN	2	2		
1-4	47	505919-001	FLANGETTE 1 1/4" 62 MSTR PLTD	2	2		
1-4	48	4047-001	BRG.-1 1/4 SPHERICAL W/COL.	1	1		
1-4	49	510361-621	WASHER-FLATWRT-.50-.53X1.75-.25-YZ	2	2		
1-4	50	510363-211	SCREW-SBHCS-.50-13X1.00-GR5-YZ	2	2		
1-4	51	510304-012	SCREW-HCS-.50-13X1.25-GR5-YZ	1	1	1009&UP	1265&UP
1-4	52	510352-501	NUT-SMFLGCTRLOCK-.50-13-G-YZ	8	8	1009&UP	1265&UP
1-4	53	76495-001	STRAP ASSY.-PICKUP SHIELD PIN	1	1		
1-4	54	507405-001	CE LATCH-ADJ. LEVER (EXPORT)	1	1		
1-4	55	507404-001	SHIELD-PICKUP DRIVE (EXPORT)	1	1		
1-4	56	76171-001	PIN-PICKUP SHIELD	1	1	101-1008	101-1264
1-4	57	510342-841	PIN-EXPANSION, 3/16X3/4-YZ	1	1	101-1008	101-1264

### SHIELDS ASSEMBLY

Figure 1-5



## SHIELDS ASSEMBLY

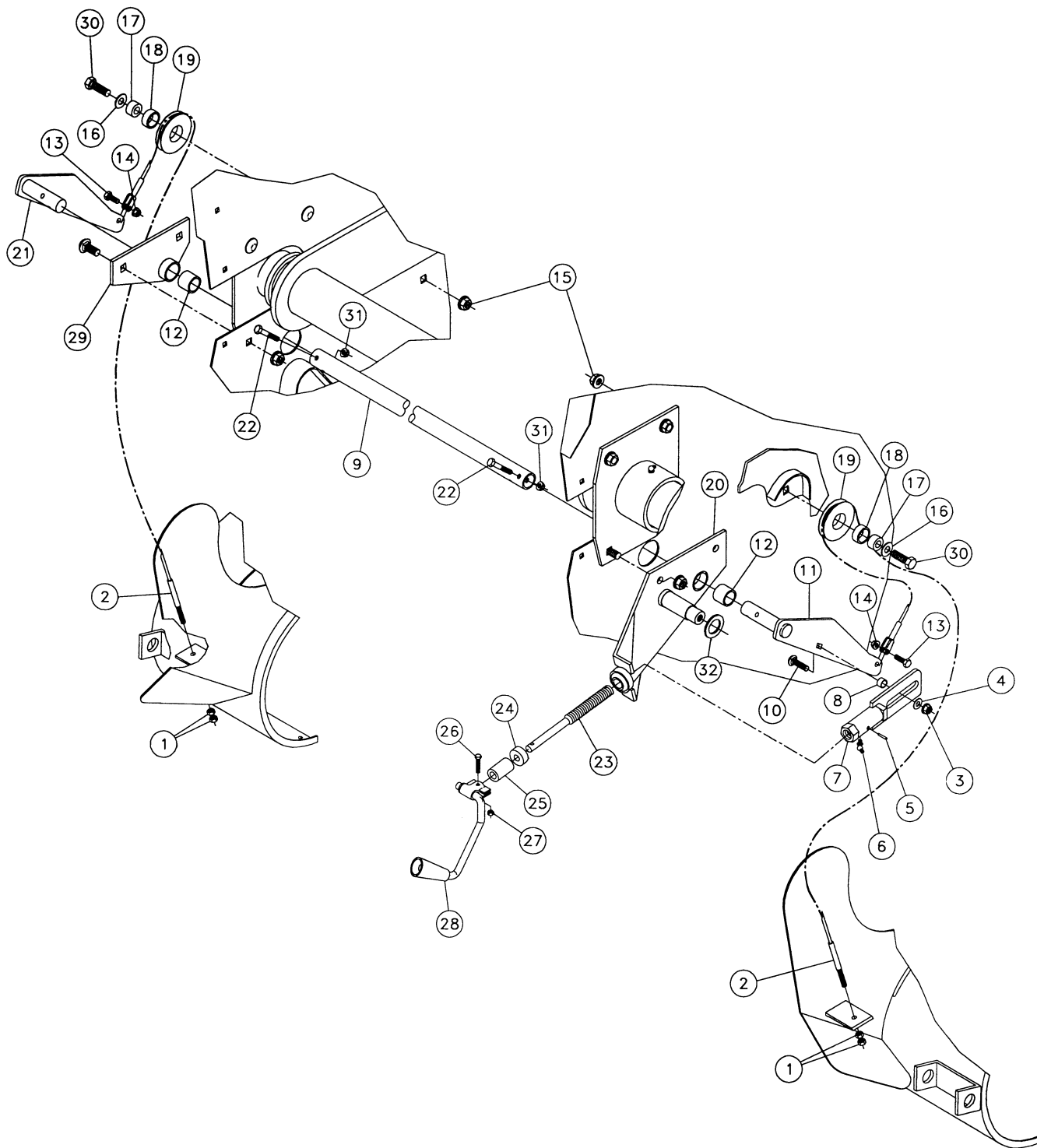
Figure 1-5

REF. NO.	PART NO.	DESCRIPTION	QTY.		SERIAL NO.		REMARKS	
			604	605	604	605		
1-5	1	109377-001	2	2				
1-5	2	235714-001	16	16				
1-5	3	509492-001	1	1				
1-5	4	131752-001	1	1				
		131753-001	1	1				
		142410-001	1	1				
1-5	6	1803-105	2	2				
1-5	7	510352-507	4	4				
1-5	8	1836-001	1	1				
1-5	9	510377-006	4	4				
1-5	10	510301-010	22	22				
1-5	11	510301-020	2	2				
1-5	12	510304-006	2	2				
1-5	13	510313-401	6	6				
1-5	14	510314-401	34	34				
1-5	15	510314-501	18	18				
1-5	16	510344-206	6	6				
1-5	17	501412-001	1	1				
1-5	18	509400-001	1	1				
		509401-001	1	1				
1-5	19	509411-001	1	-				
		509410-001	-	1				
1-5	20	509422-001	1	-	101-999	101-999		
		510500-272	1	-	1000&UP	1000&UP		
		509421-001	-	1	101-999	101-999		
		510500-275	-	1	1000&UP	1000&UP		
		510503-195	-	1				
		WITH A COMPLETE SET OF 6.5" BELTS)						
1-5	21	509479-001	1	1				
1-5	22	509643-001	4	4				
1-5	23	509760-001	1	1				
1-5	24	509772-001	1	-	101-999	101-999		
		510500-442	1	-	1000&UP	1000&UP		
		509773-001	-	1	101-999	101-999		
		510500-518	-	1	1000&UP	1000&UP		
1-5	25	509798-001	1	-				
		509799-001	-	1				
1-5	26	510338-809	2	2				
1-5	27	510308-106	31	31				
1-5	28	510337-603	6	6				
1-5	29	508836-001	16	16				
1-5	30	509483-001	1	1				
1-5	31	79925-001	1	-				
		86244-001	-	1				
1-5	32	509448-001	1	1				
		509449-001	1	1				
1-5	33	510300-015	4	4				
1-5	34	510313-501	4	4				
1-5	35	510502-308	1	-	1062&UP			
		510502-309	-	1		1734&UP		
1-5	36	70000-808	1	1				
1-5	37	7000B-192	1	-				
		7000B-063	-	1				
1-5	38	2326-940	1	1				
1-5	39	7000B-189	1	1				

SPARE SHEAF  
FOR SPIRAL F

### PICKUP LIFT ASSEMBLY

Figure 1-6



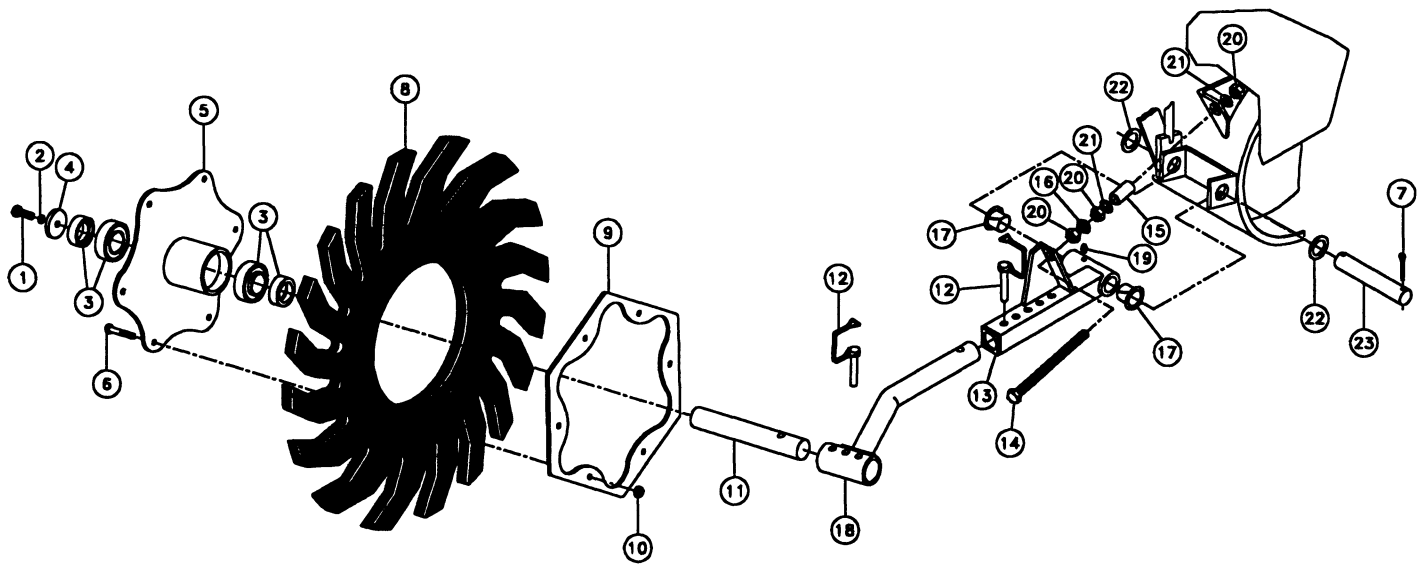
## PICKUP LIFT ASSEMBLY

Figure 1-6

REF. NO.	PART NO.	DESCRIPTION	QTY.		SERIAL NO.		REMARKS
			604	605	604	605	
1-6	1	510323-501	NUT-HEX-.31-24-GR2-YZ	4	4		
1-6	2	109394-001	CABLE ASSY-CLEVIS/5/16THRD44.5	2	2		
1-6	3	510352-503	NUT-SMFLGTL-.38-16-G-YZ	1	1		
1-6	4	510337-607	WASHER-FLATSTD-.38-.44X1.00-.08-YZ	1	1		
1-6	5	510342-827	PIN EXPANSION 1/8 X 3/4 YZ	1	1		
1-6	6	596-001	ZERK-1/4" NF 45 DEG. GREASE	1	1		
1-6	7	109365-001	TUBE-PICKUP LIFT	1	1		
1-6	8	1070-019	TUBE-5/8"ODX11 GA.-3/8"	1	1		
1-6	9	71340-001	TUBE-PICKUP LIFT	1	-		
		69459-001	TUBE-PICKUP LIFT	-	1		
1-6	10	510308-112	BOLT-CARG-.38-16X1.25-GR5-YZ	1	1		
1-6	11	500176-001	CRANK-PICKUP LIFT L	1	1		
1-6	12	68776-001	BUSHING-FIBERGLASS 1 1/4ODX1X1	2	2		
1-6	13	510301-010	SCREW-HCS-.31-18X1.00-GR5-YZ	2	2		
1-6	14	510352-507	NUT-SMFLGTL-.31-18-G-YZ	2	2		
1-6	15	510352-501	NUT-SMFLGCTRLOCK-.50-13-G-YZ	2	2		
1-6	16	510337-611	WASHER-FLATSTD-.50-.56X1.38-.11-YZ	2	2		
1-6	17	109367-001	BUSHING PICKUP LIFT	2	2		
1-6	18	111454-001	BEARING-FIBER 1.25ODX1ID-.50	2	2		
1-6	19	109366-001	IDLER-CABLE PIVOT	2	2		
1-6	20	109364-001	BRACKET-LIFT, LEFT	1	1		
1-6	21	500175-001	CRANK-PICKUP LIFT R	1	1		
1-6	22	510302-016	SCREW-HCS-.38-16X1.75-GR5-YZ	4	4		
1-6	23	124998-001	SCREW-PICKUP LIFT 3/4X8.25	1	1		
1-6	24	2558-011	BEARING	1	1		
1-6	25	1081-087	1X9/16-1 5/8" SPACER	1	1		
1-6	26	510300-012	SCREW-HCS-.25-20X1.25-GR5-YZ	1	1		
1-6	27	510313-501	NUT-TLHEX-.25-20-A-YZ	1	1		
1-6	28	108412-001	HANDLE-JACK CRANK 500104	1	1		
1-6	29	109363-001	BRACKET-LIFT, RIGHT	1	1		
1-6	30	510304-016	SCREW-HCS-.50-13X1.75-GR5-YZ	2	2		
1-6	31	510315-501	NUT-TLHEX-.38-16-B-YZ	4	4		
1-6	32	508348-001	WASHER-MCHBSHG-1.13-1.16X1.75-14G-YZ	2	2		

HAYSAVER WHEEL ASSEMBLY (604/SER. NO. 101-1045)(605/SER. NO. 101-1513)

Figure 1-7



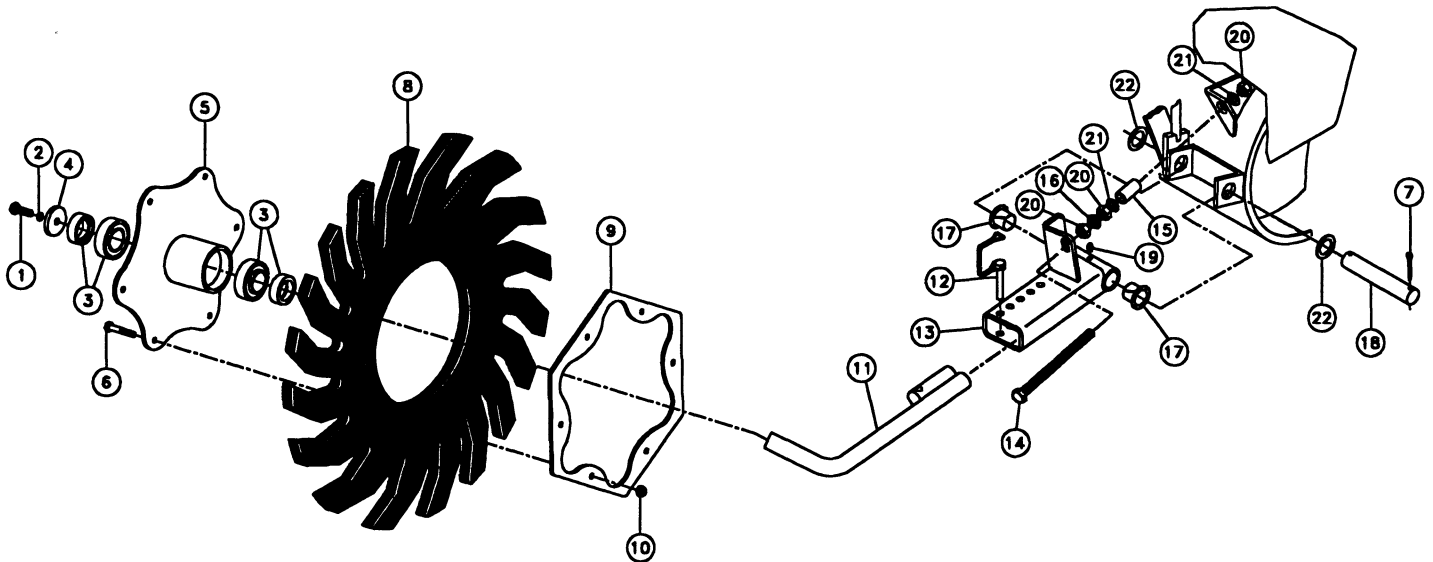
## HAYSAVER WHEEL ASSEMBLY (604/SER. NO. 101-1045)(605/SER. NO. 101-1513)

Figure 1-7

REF. NO.	PART NO.	DESCRIPTION	QTY.		SERIAL NO.		REMARKS
			604	605	604	605	
1-7	1	510302-010	SCREW-HCS-.38-16X1.00-GR5-YZ	2	2		
1-7	2	510335-707	WASHER-LOCK-.38-.39X.68-.09-YZ	2	2		
1-7	3	4051-001	BRG-1 1/4 CYL-RA103RR2 W/COL	4	4		
1-7	4	11104-001	CAP-AXLE	2	2		
1-7	5	69083-003	HUB ASSY-HAY SAVER WHEEL (INC. TWO OF REF. 3)	2	2		
1-7	6	510301-016	SCREW-HCS-.31-18X1.75-GR5-YZ	12	12		
1-7	7	510338-819	COTTER PIN-5/32" X 2"-YZ	4	4		
1-7	8	66274-001	WHEEL-VERMEER HAY SAVER	2	2		
1-7	9	69470-001	RING-HAYSAVER WHEEL MOUNTING	2	2		
1-7	10	510352-507	NUT-SMFLGTL-.31-18-G-YZ	12	12		
1-7	11	121184-001	SHAFT	2	2		
1-7	12	2109-003	PIN LOCKING - 3/8 X 2 1/4	4	4		
1-7	13	131798-001	ARM-PIVOT LH (SHOWN) (INC. TWO OF REF. 17 & ONE OF REF. 19)	1	1		
		131797-001	ARM-PIVOT RH (NOT SHOWN) (INC. TWO OF REF. 17 & ONE OF REF. 19)	1	1		
1-7	14	510305-070	SCREW-HCS-.50-13X7.00-GR5-YZ-SP	2	2		
1-7	15	1071-023	TUBE-3/4"ODX12 GA.-1 1/2"	2	2		
1-7	16	510317-311	NUT-HEXJAM-.50-13-GR2-YZ	2	2		
1-7	17	209-003	NYLINER 16 L 16 F	4	4		
1-7	18	121191-001	EXTENSION ARM-LH (SHOWN)	1	1		
		121190-001	EXTENSION ARM-RH (NOT SHOWN)	1	1		
1-7	19	598-001	ZERK-1/4" NF ST GREASE	2	2		
1-7	20	510317-301	NUT-HEX-.50-13-GR2-YZ	6	6		
1-7	21	127362-001	WASHER-1/2 FLT HARDENED	4	4		
1-7	22	510336-665	WASHER-MCHBSHG-1.00-1.03X1.50-14G-YZ	4	4		
1-7	23	87013-001	PIN-LIFT	2	2		

HAYSAVER WHEEL ASSEMBLY (604/SER. NO. 1046 & UP)(605/SER. NO. 1514 & UP)

Figure 1-7





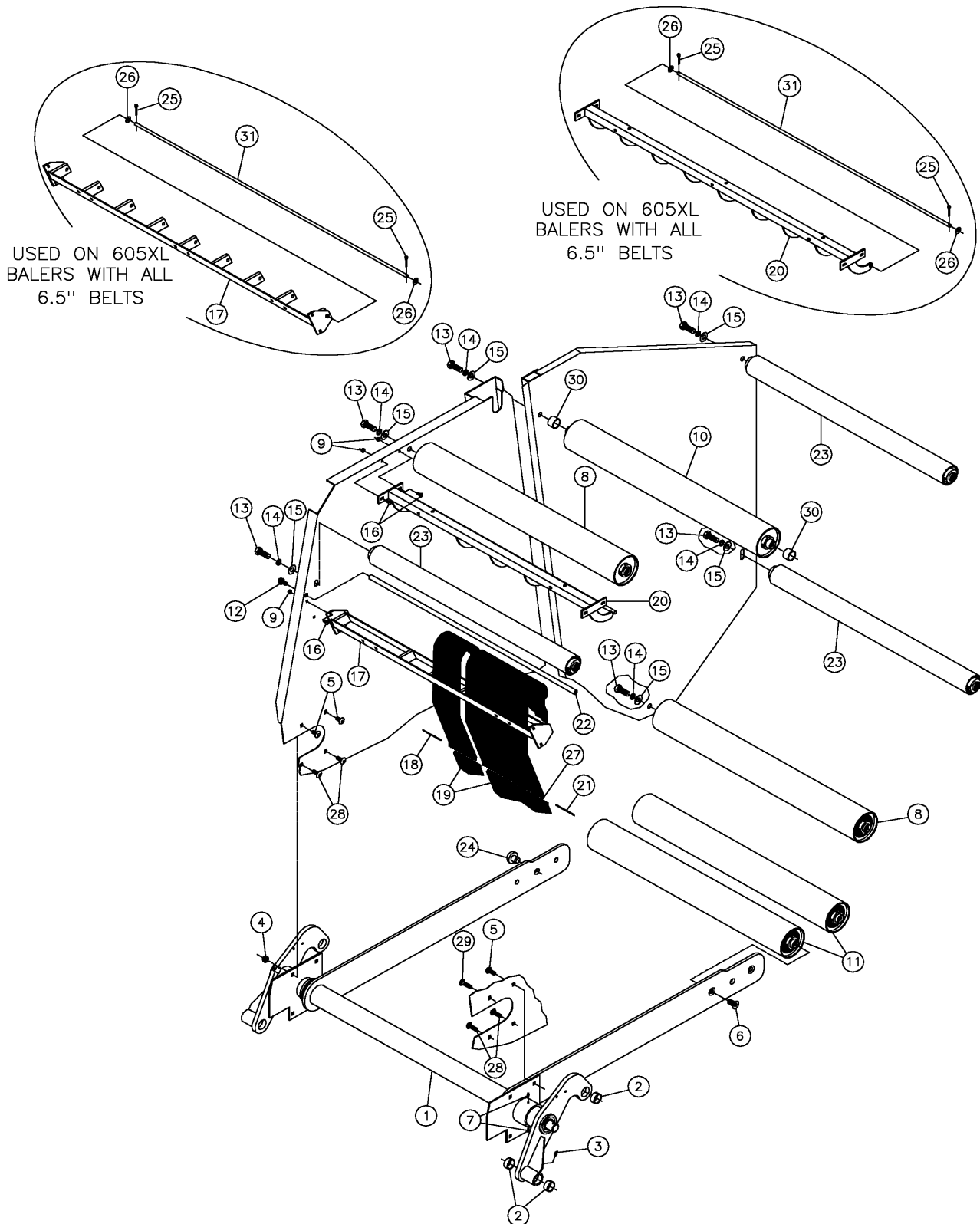
## HAYSAVER WHEEL ASSEMBLY (604/SER. NO. 1046 &amp; UP)(605/SER. NO. 1514 &amp; UP)

Figure 1-7

REF. NO.	PART NO.	DESCRIPTION	QTY.		SERIAL NO.		REMARKS
			604	605	604	605	
1-7	1	510302-010	SCREW-HCS-.38-16X1.00-GR5-YZ	2	2		
1-7	2	510335-707	WASHER-LOCK-.38-.39X.68-.09-YZ	2	2		
1-7	3	4051-001	BRG-1 1/4 CYL-RA103RR2 W/COL	4	4		
1-7	4	11104-001	CAP-AXLE	2	2		
1-7	5	69083-003	HUB ASSY-HAY SAVER WHEEL (INC. TWO OF REF. 3)	2	2		
1-7	6	510301-016	SCREW-HCS-.31-18X1.75-GR5-YZ	12	12		
1-7	7	510338-819	COTTER PIN-5/32" X 2"-YZ	4	4		
1-7	8	66274-001	WHEEL-VERMEER HAY SAVER	2	2		
1-7	9	69470-001	RING-HAYSAVER WHEEL MOUNTING	2	2		
1-7	10	510352-507	NUT-SMFLGTL-.31-18-G-YZ	12	12		
1-7	11	510500-305	HAYSAVER WHEEL MNT, LH (SHOWN)	1	1		
		510500-306	HAYSAVER WHEEL MNT, RH (NOT SHOWN)	1	1		
1-7	12	2109-003	PIN LOCKING - 3/8 X 2 1/4	2	2		
1-7	13	510500-307	MOUNT-HAYSAVER WHL, LH (SHOWN)	1	1		
		510500-308	MOUNT-HAYSAVER WHL, RH (NOT SHOWN)	1	1		
1-7	14	510305-070	SCREW-HCS-.50-13X7.00-GR5-YZ-SP	2	2		
1-7	15	1071-023	TUBE-3/4"ODX12 GA.-1 1/2"	2	2		
1-7	16	510317-311	NUT-HEXJAM-.50-13-GR2-YZ	2	2		
1-7	17	209-003	NYLINER 16 L 16 F	4	4		
1-7	18	87013-001	PIN-LIFT	2	2		
1-7	19	598-001	ZERK-1/4" NF ST GREASE	2	2		
1-7	20	510317-301	NUT-HEX-.50-13-GR2-YZ	6	6		
1-7	21	127362-001	WASHER-1/2 FLT HARDENED	4	4		
1-7	22	510336-665	WASHER-MCHBSHG-1.00-1.03X1.50-14G-YZ	4	4		

BELT TIGHTENER/IDLER ROLLER ASSEMBLY

Figure 1-8



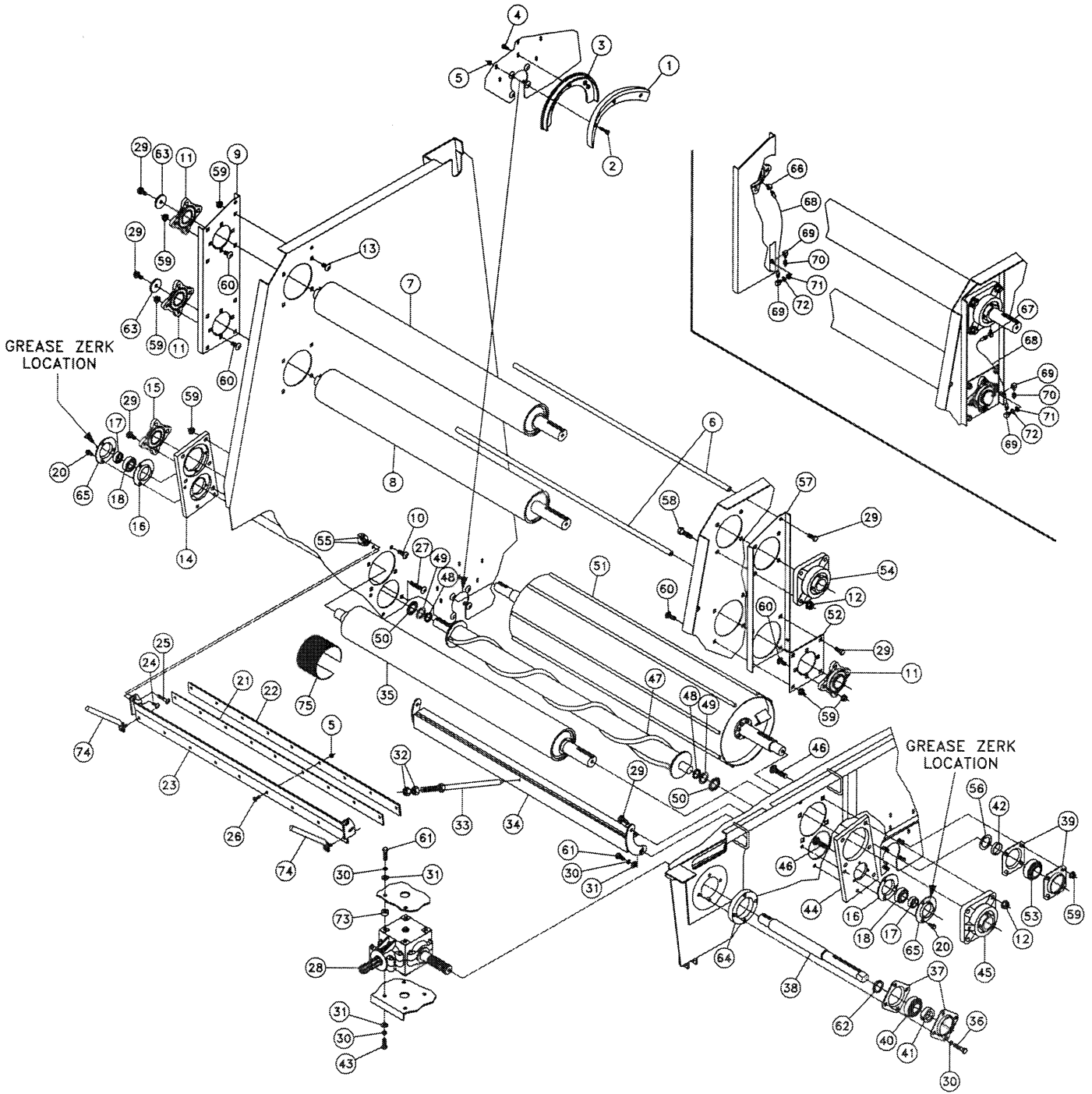
## BELT TIGHTENER/IDLER ROLLER ASSEMBLY

Figure 1-8

REF. NO.	PART NO.	DESCRIPTION	QTY.		SERIAL NO.		REMARKS
			604	605	604	605	
1-8	1	509689-001					
		TIGHTENER-MAIN BELT 4' (INC. REF. 2, 3, & 7)	1	-			
		509688-001					
		TIGHTENER-MAIN BELT 5' (INC. REF. 2, 3, & 7)	-	1			
1-8	2	1835-053	6	6			
1-8	3	596-001	2	2			
1-8	4	510352-501	8	8			
1-8	5	510310-112	3	3			
1-8	6	521-014	4	4			
1-8	7	598-001	2	2			
1-8	8	71289-001					
		ROLLER ASSY-LONG IDLER (BREAKDOWN FIG. 1-25)	2	-			
		69110-001					
		ROLLER ASSY-LONG IDLER (BREAKDOWN FIG. 1-25)	-	2			
1-8	9	510352-507	8	8			
1-8	10	500331-001					
		ROLLER 5 1/2"-LONG SHAFT 4' (BREAKDOWN FIG. 1-26)	1	-			
		500330-001					
		ROLLER 5 1/2"-LONG SHAFT 5' (BREAKDOWN FIG. 1-26)	-	1			
1-8	11	71286-001					
		ROLLER ASSY-SHORT IDLER (BREAKDOWN FIG. 1-22)	2	-			
		69106-001					
		ROLLER ASSY-SHORT IDLER (BREAKDOWN FIG. 1-22)	-	2			
1-8	12	510343-210	2	2			
1-8	13	510307-020	12	12			
1-8	14	249154-001	12	12			
1-8	15	510337-617	12	12			
1-8	16	510308-106	8	8			
1-8	17	107154-001	1	-			
		107157-001	-	1			
		510287-001					
		GUIDE-BELT 5' (USED ONLY W/COMPLETE SET OF 6.5" BELTS)	-	1			
1-8	18	1830-019	2	2			
1-8	19	507527-001					
		CABLE-3/32 NYLON COATED-7.50	2	2			
		507531-001					
		GOODYEAR MONO BELT SET (INC. FOUR BELTS)	1	-			
		507532-001					
		BELT-GOODYEAR MONO 14 X 528 NOTCH	2	-			
		507526-001					
		BELT-GOODYEAR MONO 6.5 X 528	2	-			
		GOODYEAR MONO BELT SET (INC. FIVE BELTS)	-	1			
		507530-001					
		BELT-GOODYEAR MONO 14 X 528	-	1			
		507531-001					
		BELT-GOODYEAR MONO 14 X 528 NOTCH	-	2			
		507532-001					
		BELT-GOODYEAR MONO 6.5 X 528	-	2			
		510503-198					
		BELT-6.5 X 528 2 PLY ENDLESS	-	8			ENDLESS BELTS
1-8	20	509233-001	1	-			
		509348-001					
		GUIDE-TOP BELT	-	1			
		510284-001					
		GUIDE-TOP BELT (USED ONLY W/COMPLETE SET OF 6.5" BELTS)	-	1			
1-8	21	1830-069	2	3			
1-8	22	29064-001	1	-			
		28546-001					
		ROD-STABILIZER	-	1			
1-8	23	127479-001					
		ROLLER - LONG 3 1/2" IDLER 4' (BREAKDOWN FIG. 1-24)	2	-			
		127482-001					
		ROLLER - LONG 3 1/2" IDLER 5' (BREAKDOWN FIG. 1-24)	-	2			
1-8	24	501682-001	2	2			
1-8	25	510338-821					
		SLIDE BUTTON	2	2			
		510337-611					
		COTTER PIN-3/16" X 1"-YZ (USED ONLY W/COMPLETE SET OF 6.5" BELTS)	2	2			
1-8	26	510337-611					
		WASHER-FLATSTD-.50-.56X1.38-.11-YZ (USED ONLY W/COMPLETE SET OF 6.5" BELTS)	2	2			
1-8	27	113556-001	2	3			
1-8	28	510310-114	4	4			
1-8	29	510310-116	1	1			
1-8	30	1100-039	2	2		1059&UP 1693&UP	
1-8	31	510281-001					
		ROD-BELT GUIDE (USED ONLY W/COMPLETE SET OF 6.5" BELTS)	1	1			

STARTING AND DRIVE ROLLERS ASSEMBLY

Figure 1-9



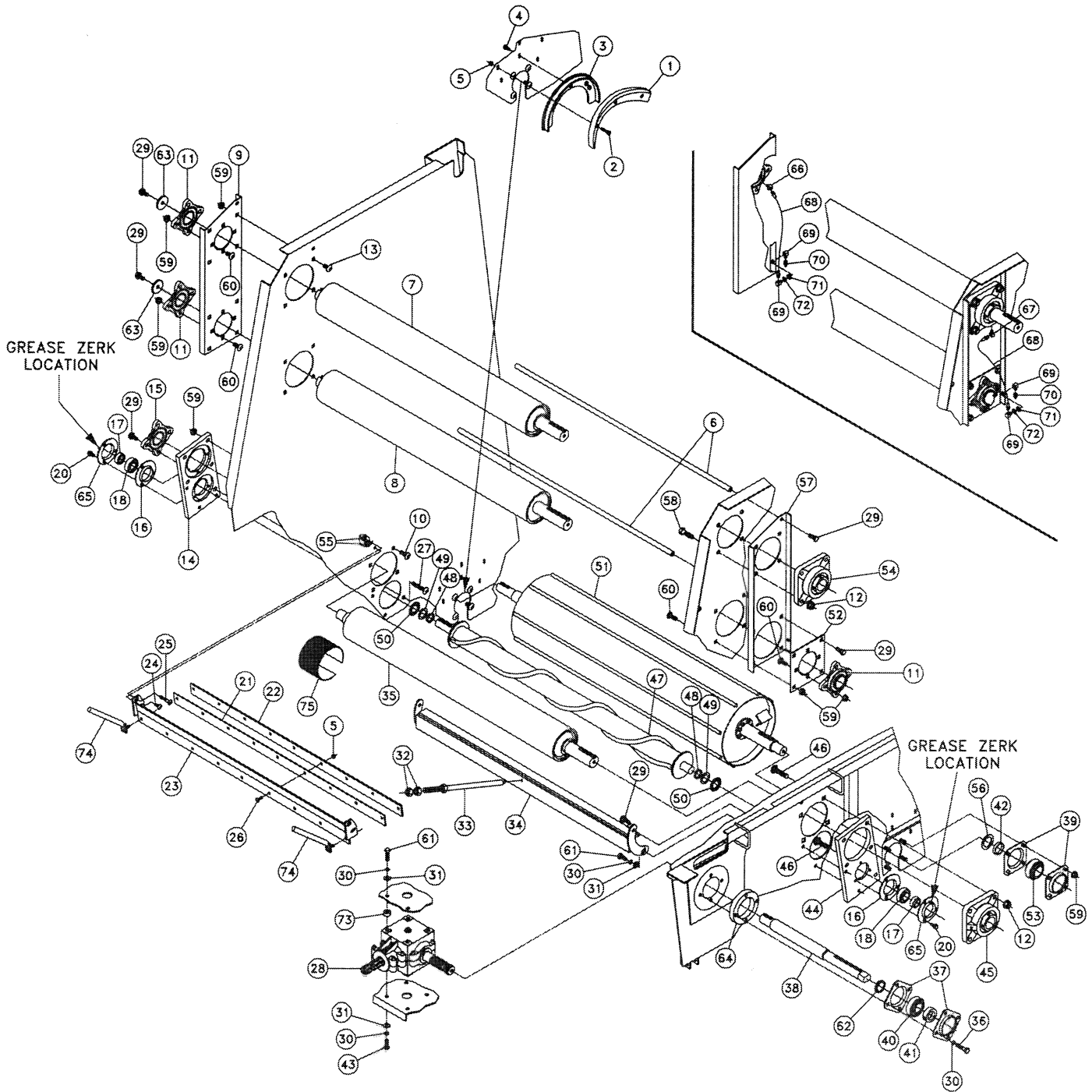
## STARTING AND DRIVE ROLLERS ASSEMBLY

Figure 1-9

REF. NO.	PART NO.	DESCRIPTION	QTY.		SERIAL NO.		REMARKS
			604	605	604	605	
1-9	1	86993-002	1	1			
		86993-001	1	1			
1-9	2	510301-012	6	6			
1-9	3	86962-001	2	2			
1-9	4	510345-204	6	6			
1-9	5	510352-507	15	17			
1-9	6	29064-001	2	-			
		28546-001	-	2			
1-9	7	501219-001	1	-			
		501220-001	-	1			
1-9	8	501225-001	1	-			
		501226-001	-	1			
1-9	9	500370-001	1	1			
1-9	10	510310-114	4	4			
1-9	11	110457-003	3	3			May be substituted w/ref. 15
		110457-001	3	3			
		506008-001	3	3			
1-9	12	510352-513	8	8			
1-9	13	510310-110	8	8			
1-9	14	500208-001	1	1			
1-9	15	500492-001	1	1			
		506010-001	1	1			
		506008-001	1	1			
1-9	16	502287-001	2	2			
1-9	17	1719-003	2	2			
1-9	18	502289-001	2	2			
1-9	19	510335-707	6	6			
1-9	20	510346-206	6	6			
1-9	21	81410-001	1	-			
		81406-001	-	1			
1-9	22	81411-001	1	-			
		81407-001	-	1			
1-9	23	82885-001	1	-			
		86279-001	-	1			
1-9	24	510308-110	2	2			
1-9	25	510308-120	2	2			
1-9	26	510366-110	9	9			
1-9	27	510310-122	1	1			
1-9	28	502117-001					
		FIG. 1-27)	1	1			
1-9	29	510343-210	12	12			
1-9	30	510335-711	12	12			
1-9	31	510337-611	10	10			
1-9	32	510320-301	2	2			
1-9	33	500380-001	1	1			
1-9	34	501199-001	1	-			
		501200-001	-	1			
1-9	35	501212-001	1	-			
		501213-001	-	1			
1-9	36	510304-020	4	4			
1-9	37	507496-001	2	2			
1-9	38	501187-001	1	-			
		501186-001	-	1			
1-9	39	110456-001	4	4			
1-9	40	212-001	1	1			
1-9	41	1731-001	1	1			
1-9	42	1120-037	2	2			
1-9	43	510304-012	4	4			
1-9	44	500207-001	1	1			

STARTING AND DRIVE ROLLERS ASSEMBLY (CONT.)

Figure 1-9



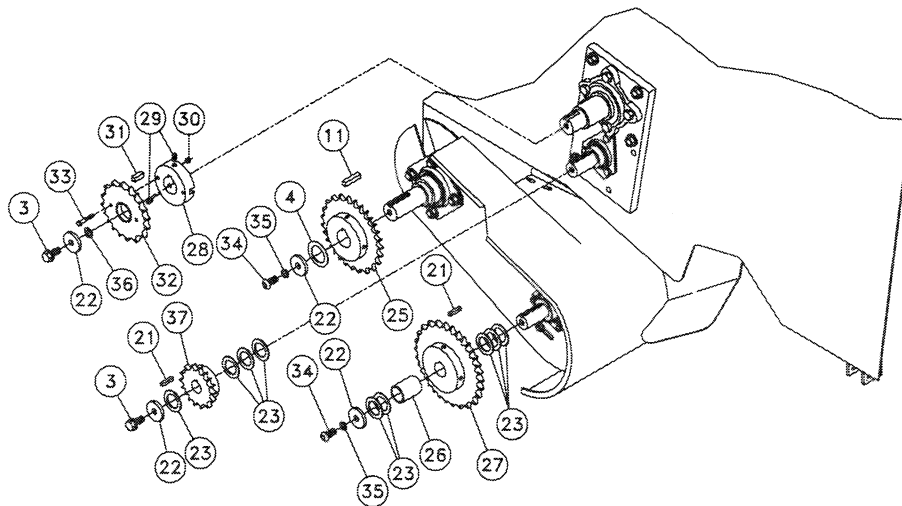
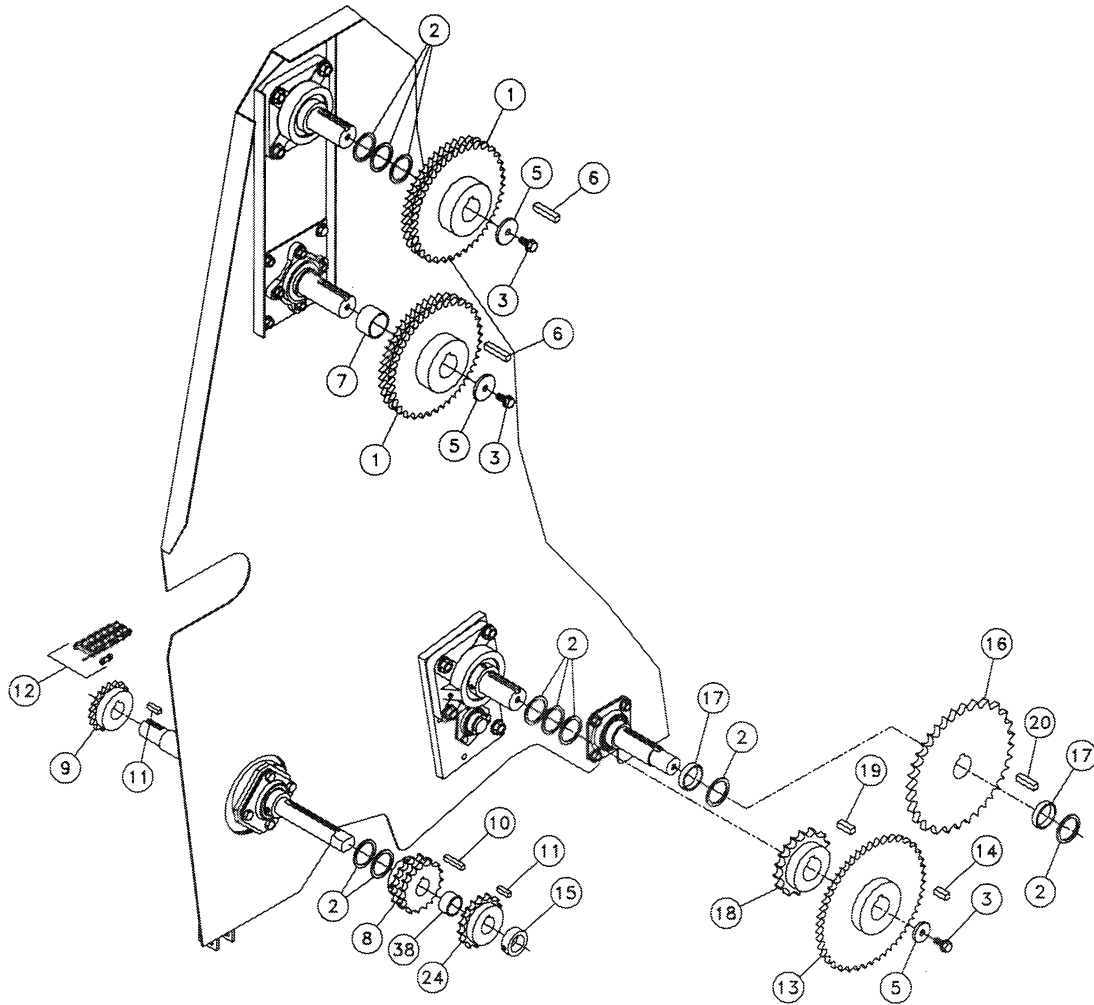
## STARTING AND DRIVE ROLLERS ASSEMBLY (CONT.)

Figure 1-9

REF. NO.	PART NO.	DESCRIPTION	QTY.		SERIAL NO.		REMARKS
			604	605	604	605	
1-9 45	501113-001	BEARING-15/16 4 BOLT W/FLINGER	1	1			
	506014-001	BEARING INSERT	1	1			
	506011-001	HOUSING-BEARING	1	1			
1-9 46	510311-124	BOLT-CARG-.63-11X2.50-GR5-YZ	5	5			
1-9 47	103035-001	ROLLER SPIRAL START 4' 1 1/4	1	-			
	103154-001	ROLLER SPIRAL START 5' 1 1/4	-	1			
1-9 48	1093-011	TUBE-1 1/2"ODX12 GA.-1/4"	2	2			
1-9 49	510336-667	WASHER-MCHBSHG-1.25-1.28X1.88-14G-YZ	2	2			
1-9 50	71839-001	WASHER-RYERTEX 2 1/4X1 9/32	2	2			
1-9 51	509426-001	ROLLER - 4' DRUM 1 15/16 SHAFT (BREAKDOWN FIG. 1-23)	1	-			
	509425-001	ROLLER - 5' DRUM 1 15/16 SHAFT (BREAKDOWN FIG. 1-23)	-	1			
1-9 52	500169-001	PLATE - BEARING MOUNT	1	1			
1-9 53	500491-001	BRG-1 15/16 SPHR W/ FLINGER	2	2			
1-9 54	500493-001	BEARING-1 15/16 4 BOLT MOUNT	1	1			May be substituted w/ref.45
	506012-001	BEARING INSERT	2	2			
	506011-001	HOUSING-BEARING	1	1			
1-9 55	510315-411	NUT-HEXFLGL-.38-16-GR2-YZ	4	4			
1-9 56	510336-679	WASHER-MCHBSHG-2.00-2.03X2.50-14G-YZ	2	2			
1-9 57	500369-001	PLATE - BEARING MOUNT L	1	1			
1-9 58	510306-022	SCREW-HCS-.63-11X2.25-GR5-YZ	4	4			
1-9 59	510352-501	NUT-SMFLGCTRLOCK-.50-13-G-YZ	43	43			
1-9 60	510310-112	BOLT-CARG-.50-13X1.25-GR5-YZ	22	22			
1-9 61	510304-016	SCREW-HCS-.50-13X1.75-GR5-YZ	4	4			
1-9 62	90568-001	COLLAR-BEARING STOP	1	1			
1-9 63	510359-621	WASHER-FLATWRT-.50-.53X2.25-.25-YZ	2	2			
1-9 64	501434-001	PLATE-BEARING SPACER	1	1			
1-9 65	502288-001	FLANGETTE-1 1/4-3 BOLT-W/ZERK	2	2			
1-9 66	111699-001	1/4-28 TAPER X 1/8 PTF 90 STR. ELBOW	1	1			
1-9 67	4019-001	FITTING-3350X2 WTHR-HD	1	1			
1-9 68	59245-015	HOSE-1/8X16 1/8NPT M&M 100R7	2	2			
1-9 69	4017-001	FITTING-3400X2 WTHR-HD	4	4			
1-9 70	587-001	ZERK-1/8" F ST. GREASE	2	2			
1-9 71	510337-635	WASHER-FLATSAE-.38-.41X.81-16G-YZ	2	2			
1-9 72	510337-607	WASHER-FLATSTD-.38-.44X1.00-.08-YZ	2	2			
1-9 73	1081-013	TUBE-1"ODX9/16"ID-1/2"	2	2			
1-9 74	510278-001	REDUCER-HAY BUILDUP (OPTIONAL)	2	2			
1-9 75	5776-001	TRACTION TAPE (OPT.)(SPECIFY LENGTH)	A/R	A/R			

### DRIVE SPROCKETS ASSEMBLY

Figure 1-10





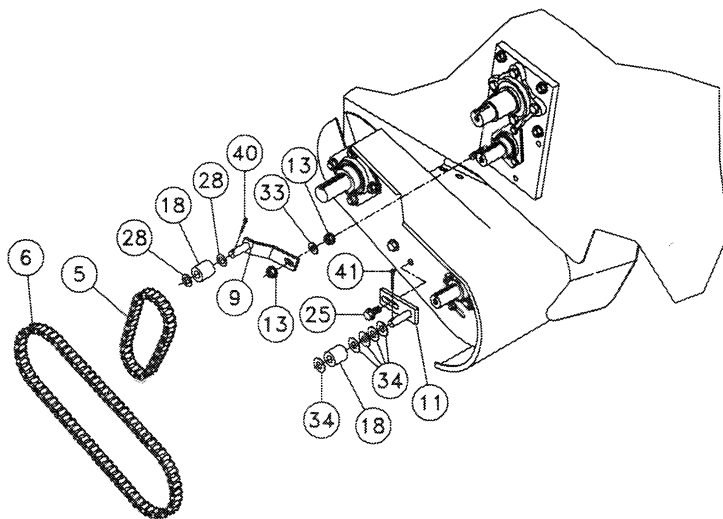
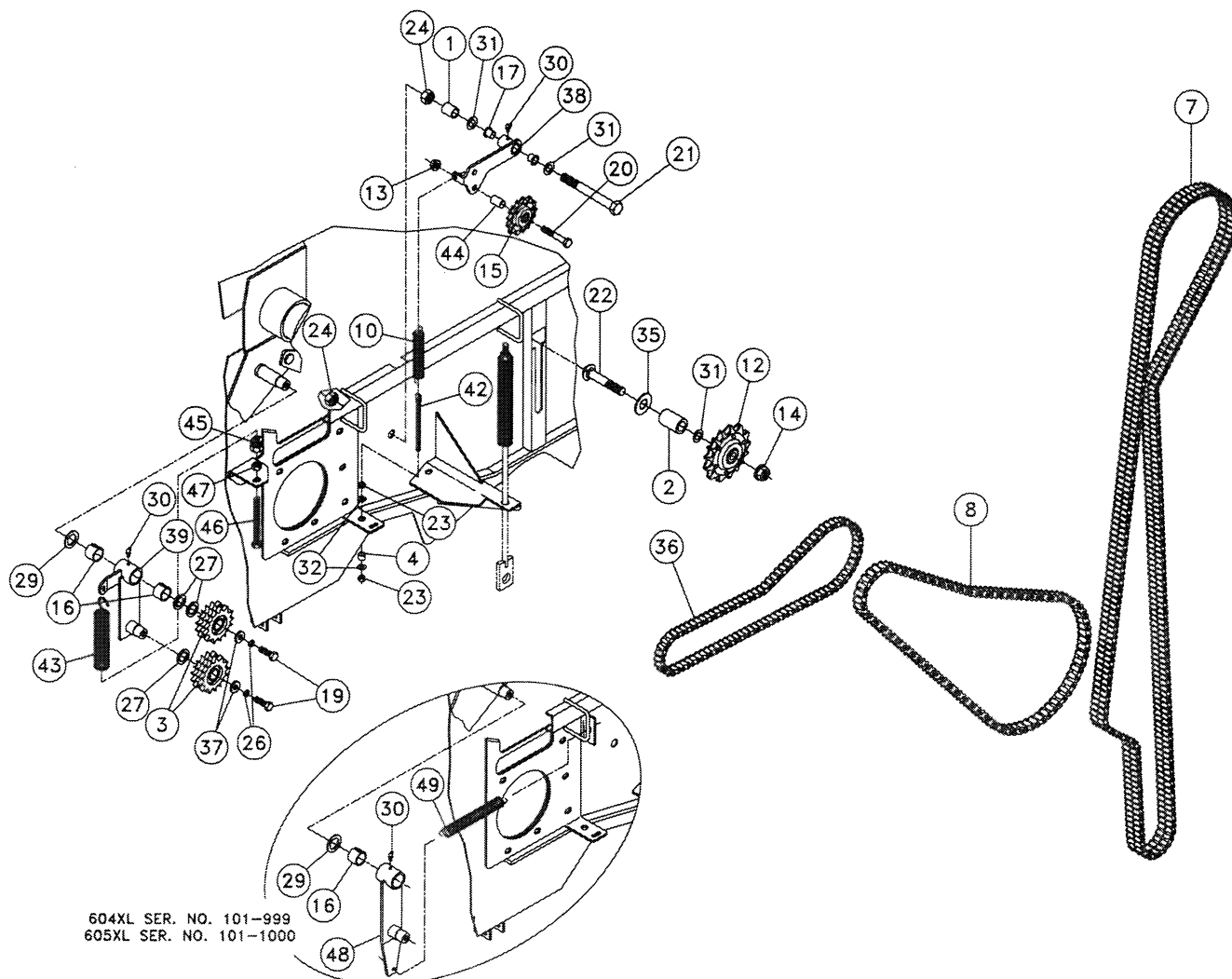
## DRIVE SPROCKETS ASSEMBLY

Figure 1-10

REF. NO.	PART NO.	DESCRIPTION	QTY.		SERIAL NO.		REMARKS
			604	605	604	605	
1-10	1	2333-019	2	2			
1-10	2	510336-679	A/R	A/R			
1-10	3	510343-210	5	5			
1-10	4	510336-669	A/R	A/R			
1-10	5	510359-621	3	3			
1-10	6	580-005	2	2			
1-10	7	1120-007	1	1			
1-10	8	2333-023	1	1			
1-10	9	1806-001	1	1			
1-10	10	579-009	1	1			
1-10	11	579-003	3	3			
1-10	12	1781-018	1	1			
1-10	13	509642-001	1	1			
1-10	14	580-015	1	1			
1-10	15	1500-013	1	1			
1-10	16	2343-009	1	1			
1-10	17	1120-037	2	2			
1-10	18	2343-011	1	1			
1-10	19	580-001	2	2			
1-10	20	580-003	1	1			
1-10	21	578-003	2	2			
1-10	22	510361-621	2	2			
1-10	23	510336-667	A/R	A/R			
1-10	24	509641-001	1	1			
1-10	25	509542-001	1	1			
1-10	26	1093-001	1	1			
1-10	27	509544-001	1	1			
1-10	28	90042-003	1	1			
1-10	29	530-001	2	2			
1-10	30	510313-501	2	2			
1-10	31	579-001	1	1			
1-10	32	500377-001	1	1			
1-10	33	510300-015	2	2			
1-10	34	510363-211	2	2			
1-10	35	510335-711	2	2			
1-10	36	510353-625	A/R	A/R			
1-10	37	2327-027	1	1			
1-10	38	1100-023	1	1			

### CHAINS/TIGHTENER ASSEMBLY

Figure 1-11



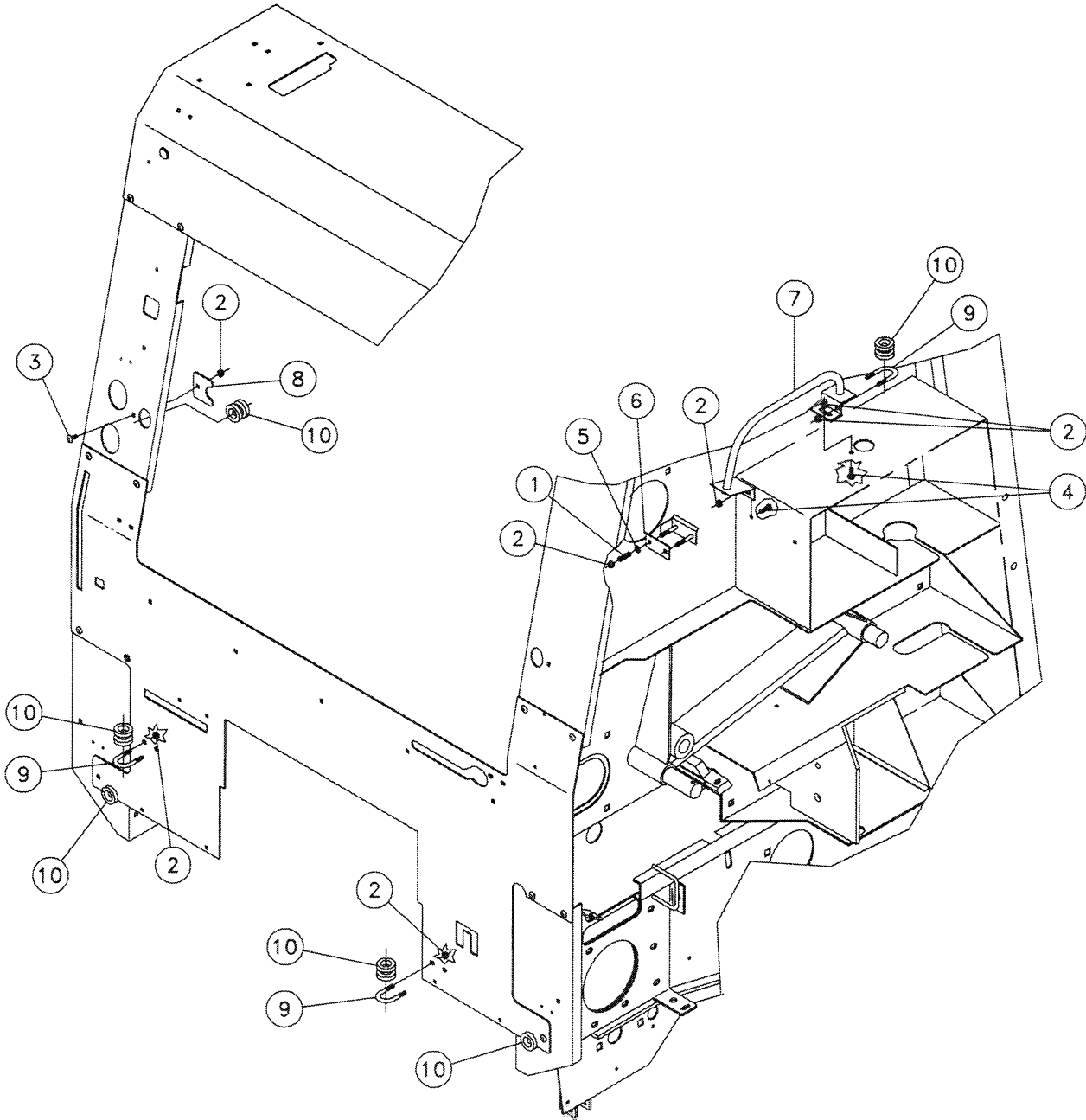
## CHAINS/TIGHTENER ASSEMBLY

Figure 1-11

REF. NO.	PART NO.	DESCRIPTION	QTY.		SERIAL NO.		REMARKS
			604	605	604	605	
1-11	1	1078-027	TUBE-1"ODX12 GA.-1 1/4"	1	1	101-999	101-999
		1078-037	TUBE-1"ODX12 GA.-1"	1	1	1000&UP	1000&UP
1-11	2	1096-053	RND.TUBE 1 1/2ODX1 ID DOM-2.06	1	1		
1-11	3	122017-001	SPROCKET-IDLER ASSY	2	2		
		57904-001	BEARING-1"CYLINDER WO/COLLAR	2	2		
1-11	4	12728-019	5/8 OD X 17GA WALL - .50	1	1		
1-11	5	1778-034	CHAIN-60-1 34 LINKS OR 25 1/2"	1	1		
		1773-005	CONN.LINK-60-1SF PKGD.				
		1769-005	ROLLER LINK-60-1 PKGD.				
		1770-005	OFFSET LINK-60-1 PKGD.				
1-11	6	1778-072	CHAIN ASSY-60-1 72 PITCHES	1	1		
		1773-005	CONN.LINK-60-1SF PKGD.				
		1769-005	ROLLER LINK-60-1 PKGD.				
		1770-005	OFFSET LINK-60-1 PKGD.				
1-11	7	1781-210	CHAIN RC60-2 210 PITCHES W/CONN.	1	1		
		1774-001	CONN.LINK-60-2 PKGD.				
		1769-005	ROLLER LINK-60-1 PKGD.				
		1771-001	OFFSET LINK-60-2 PKGD.				
1-11	8	1782-072	CHAIN 80-1 72 PITCHES W/CONN	1	1		
		1773-009	CONN.LINK-80-1SF PKGD.				
		1769-009	ROLLER LINK-80-1 PKGD.				
		1770-009	OFFSET LINK-80-1 PKGD.				
1-11	9	86836-001	TIGHTENER-START ROLLER CHAIN	1	1		
1-11	10	1789-097	SPRING- EXT. 1" OD X 4 1/2" -1/8 W. ZINC	1	1		
1-11	11	69606-001	TIGHTENER-PICKUP CHAIN	1	1		
1-11	12	1804-001	SPRKT-80A 12 IDLER W/3/4 BRG.	1	1		
1-11	13	510352-501	NUT-SMFLGCTRLOCK-.50-13-G-YZ	3	3		
1-11	14	510352-511	NUT-SMFLGTL-.75-10-G-YZ	1	1		
1-11	15	1813-001	SPROCKET - IDLER 60A 15 TOOTH	1	1		
1-11	16	1835-071	BSHG-STL. 1 3/8X1 1/8X1	2	2		
1-11	17	209-001	NYLINER 12L 12F	2	2		
1-11	18	2104-001	RYTX B 1 3/8OD 21/32ID 1 1/2 C	2	2		
1-11	19	510304-010	SCREW-HCS-.50-13X1.00-GR5-YZ	2	2		
1-11	20	510304-030	SCREW-HCS-.50-13X3.00-GR5-YZ	1	1		
1-11	21	510307-050	SCREW-HCS-.75-10X5.00-GR5-YZ	1	1		
1-11	22	510311-190	BOLT-CARG-.75-10X4.00-GR5-YZ	1	1		
1-11	23	412-001	NUT-3/8 NC HEX	4	4		
1-11	24	510320-301	NUT-HEX-.75-10-GR2-YZ	2	2		
1-11	25	510343-210	SCREW-FLGWZ-.50-13X1.00-GR5-YZ	1	1		
1-11	26	510335-711	WASHER-LOCK-.50-.52X.87-.13-YZ	2	2		
1-11	27	510336-665	WASHER-MCHBSHG-1.00-1.03X1.50-14GA. Y	3	3		
1-11	28	510336-699	WASHER-MCHBSHG-.63-.66X1.13-14GA.YZ	3	3		
1-11	29	508348-001	WASHER-1 3/4 OD X 1 1/8 X 14GA. AZ	1	1		
1-11	30	596-001	ZERK-1/4" NF 45 DEG GREASE	2	2		
1-11	31	510336-675	WASHER-MCHBSHG-.75-.78X1.25-14GA.YZ	3	3		
1-11	32	510337-607	WASHER-FLATSTD-.38-.44X1.00-.08-YZ	2	2		
1-11	33	510337-611	WASHER-FLATSTD - .50-.56X1.38-YZ	7	7		
1-11	34	510337-615	WASHER-FLATSTD-.63-.69X1.75-.14GA.-YZ	5	5		
1-11	35	510337-619	WASHER-FLATSTD-1.00-1.06X2.50-.15-YZ	1	1		
1-11	36	500145-098	CHAIN - 60H-1 98 PITCHES W/CONN.	1	1		
		1773-019	CONN.LINK-RS60 HT PKGD.				
		1769-019	ROLLER LINK-60H-1SF PKGD.				
		1770-021	OFFSET LINK-RS60 HT PKGD.				
1-11	37	510360-637	WASHER-FLATSTRL-.50-.53X1.50-.19-YZ	2	2		
1-11	38	509647-001	TIGHTENER - CHAIN	1	1		
1-11	39	106702-001	TIGHTENER - DOUBLE CHAIN	1	1	1000&UP	1001&UP
1-11	40	510338-809	COTTER PIN-1/8" X 1"-YZ	2	2		
1-11	41	510338-811	COTTER PIN-1/8" X 1 1/2"- YZ	1	1		
1-11	42	510373-201	BOLT-SPADE-.38-16X5.50-GR5-YZ	2	2		
1-11	43	1799-001	SPRG-EXT.1 3/8X.200 WIRE 1 HK	1	1	1000&UP	1001&UP
1-11	44	1073-089	RND TUBE-3/4OD X 11GA-1.19	1	1		
1-11	45	218-001	SPRING NUT 1 1/8 INT. EXT THRD	1	1	1000&UP	1001&UP
1-11	46	505734-001	BOLT - 1/2 NC X 4 ALL THREAD GR.5 HEX	1	1	1000&UP	1001&UP
1-11	47	510317-301	NUT-HEX-.50-13-GR2-YZ	1	1	1000&UP	1001&UP
1-11	48	509649-001	TIGHTENER - DOUBLE CHAIN	1	1	101-999	101-1000
1-11	49	1789-079	SPRING-EXT.1 1/16ODX.105W-7.00	1	1	101-999	101-1000

TWINE ROUTING ASSEMBLY (SER. NO. 101-999)

Figure 1-12



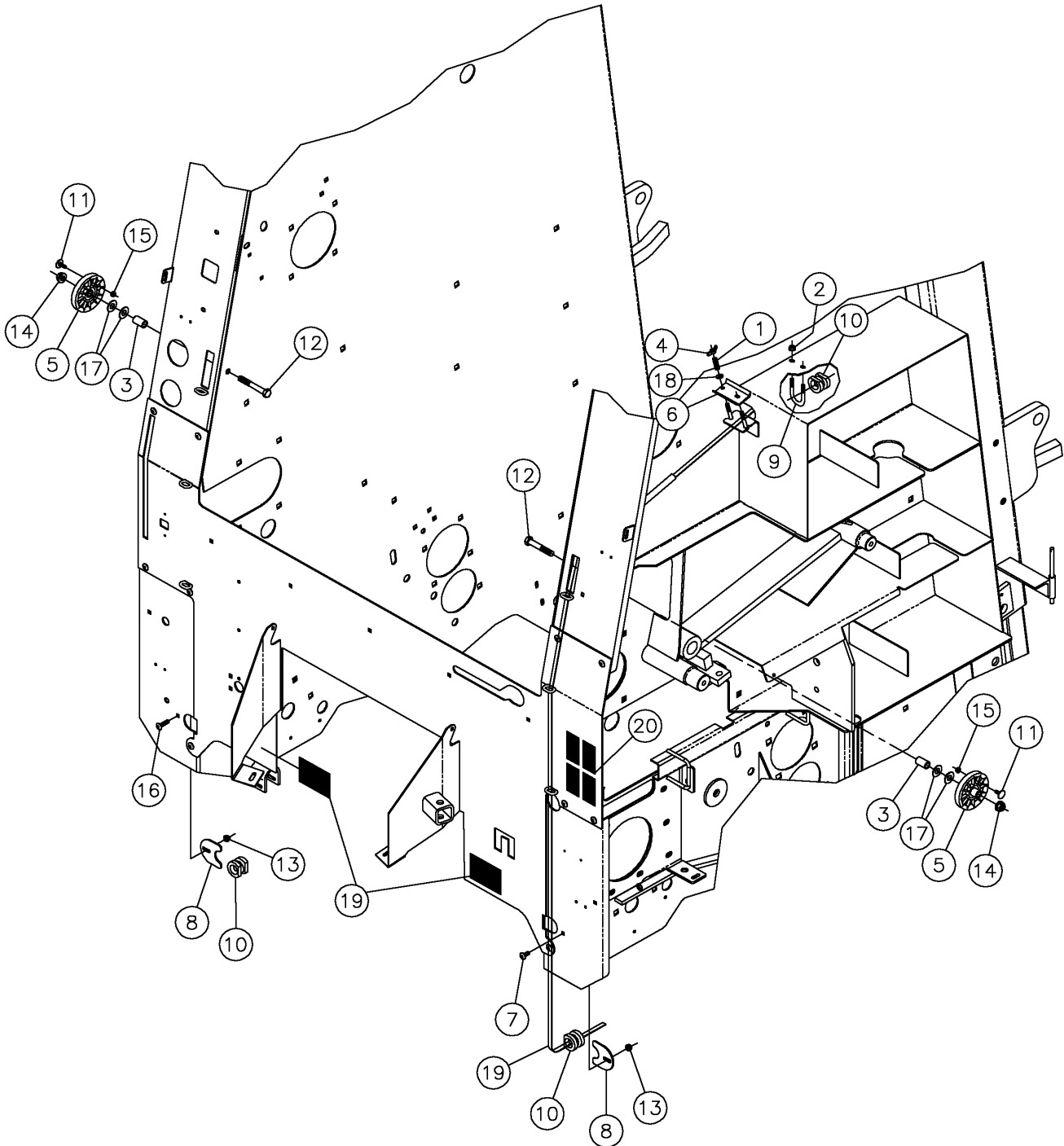
## TWINE ROUTING ASSEMBLY (SER. NO. 101-999)

Figure 1-12

REF. NO.	PART NO.	DESCRIPTION	QTY.		SERIAL NO.		REMARKS
			604	605	604	605	
1-12	1	1803-187	4	4			
1-12	2	510352-507	20	20			
1-12	3	510308-106	4	4			
1-12	4	510345-206	4	4			
1-12	5	510337-605	4	4			
1-12	6	502132-001	2	2			
1-12	7	507435-001	2	2			
1-12	8	509457-001	4	4			
1-12	9	559-001	4	4			
1-12	10	90196-001	8	8			

TWINE ROUTING ASSEMBLY (SER. NO. 1000 & UP)

Figure 1-12



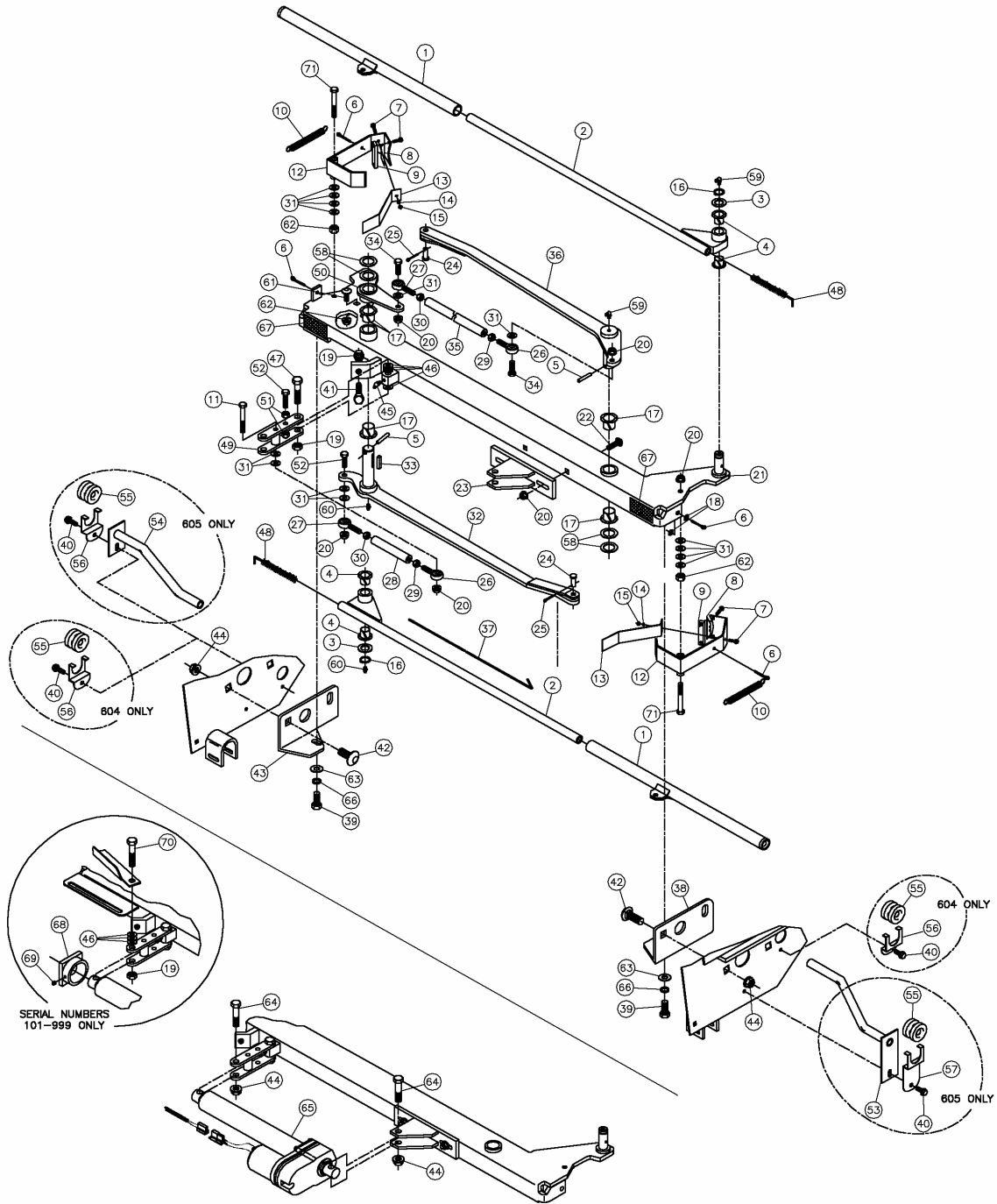
## TWINE ROUTING ASSEMBLY (SER. NO. 1000 &amp; UP)

Figure 1-12

REF. NO.	PART NO.	DESCRIPTION	QTY.		SERIAL NO.		REMARKS
			604	605	604	605	
1-12	1	1803-187	4	4			
1-12	2	510352-507	6	6			
1-12	3	1073-089	2	2			
1-12	4	510500-501	4	4			
1-12	5	510500-311	2	2			
1-12	6	510472-001	2	2			
1-12	7	510366-110	1	1			
1-12	8	509457-001	2	2			
1-12	9	559-001	2	2			
1-12	10	90196-001	4	4			
1-12	11	113551-006	2	2			
1-12	12	510304-034	2	2			
1-12	13	510314-401	2	2			
1-12	14	510352-501	2	2			
1-12	15	510352-505	2	2			
1-12	16	510366-114	1	1			
1-12	17	510353-625	A/R	A/R			
1-12	18	510360-631	4	4			
1-12	19	70000-447	2	2			
1-12	20	7000B-824	1	1			

TWINE TIE ASSEMBLY

Figure 1-13





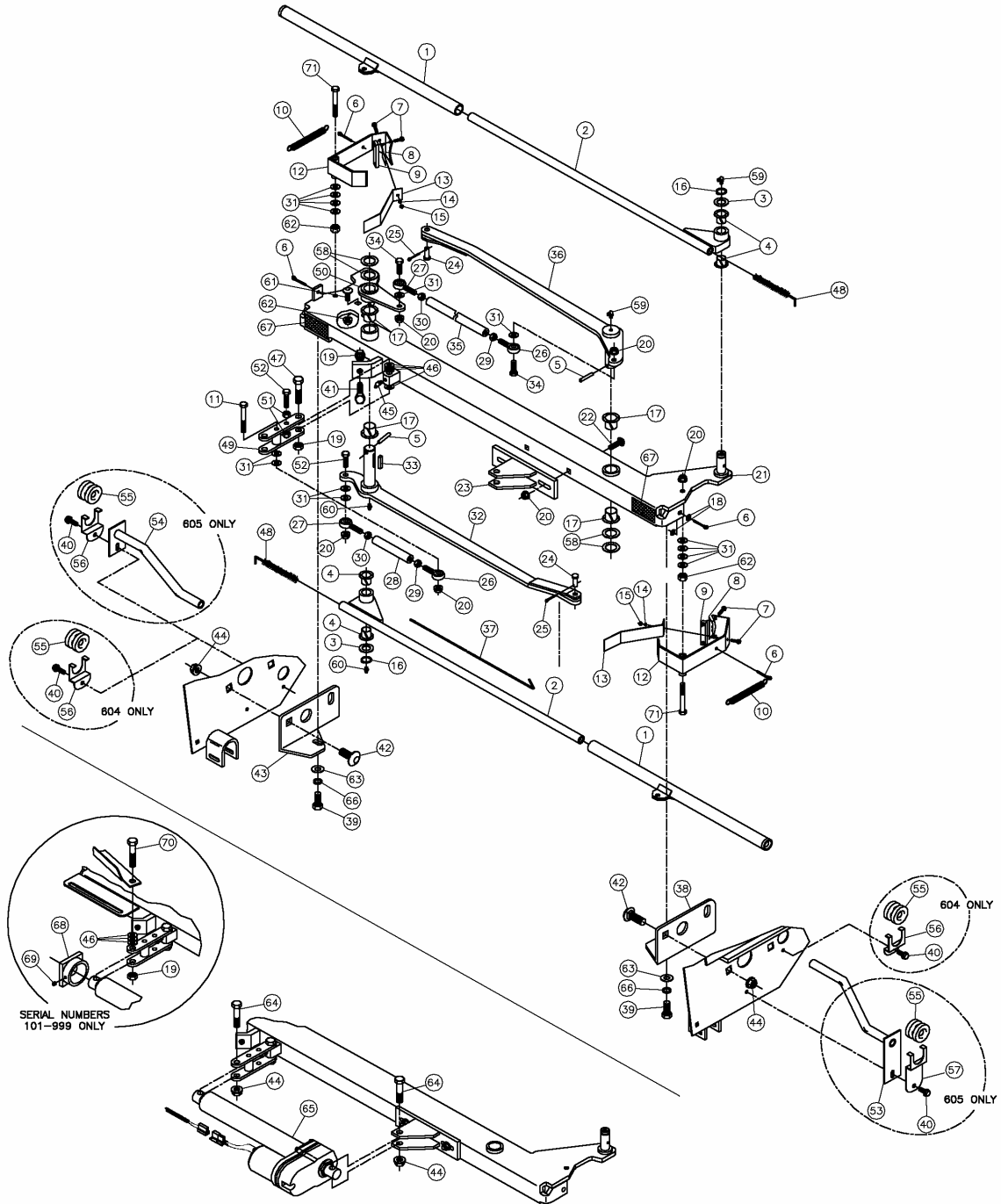
## TWINE TIE ASSEMBLY

Figure 1-13

REF. NO.	PART NO.	DESCRIPTION	QTY.		SERIAL NO.		REMARKS
			604	605	604	605	
1-13	1	108256-001	2	2			
1-13	2	500488-001	2	2			
1-13	3	510336-691	2	2			
1-13	4	209-001	4	4			
1-13	5	510342-901	2	2			
1-13	6	510338-821	4	4			
1-13	7	510357-010	6	6			
1-13	8	104196-001	2	2			
1-13	9	75965-001	2	2			
1-13	10	1789-017	2	2			
1-13	11	510302-030	1	1			
1-13	12	108232-001	2	-			
		509201-001	-	2			
1-13	13	108224-001	2	-			
		108225-001	-	2			
1-13	14	510335-701	2	2			
1-13	15	510312-301	2	2			
1-13	16	509349-001	2	2			
1-13	17	209-003	4	4			
1-13	18	510337-601	2	2			
1-13	19	510317-311	2	2			
1-13	20	510352-503	12	12			
1-13	21	508027-001	1	-	101-999		
		507397-001	1	-	1000&UP		
		508181-001	-	1		101-999	
		509200-001	-	1		1000&UP	
1-13	22	510308-112	2	2			
1-13	23	108248-001	1	1			
1-13	24	2110-037	2	2			
1-13	25	510338-813	2	2			
1-13	26	121111-005	2	2			
1-13	27	1492-001	2	2			
1-13	28	121112-003	1	1			
		121112-001					
			1	1			
		(INC. REF. 26,27,28,29,& 30)					
1-13	29	510030-301	2	2			
1-13	30	510029-301	2	2			
1-13	31	510337-635	A/R	A/R			
1-13	32	509235-001	1	-			
		509237-001	-	1			
1-13	33	578-003	1	1			
1-13	34	510302-012	2	2			
1-13	35	121132-003	1	-			
		121132-001					
			1	-			
		121111-003	-	1			
		121111-001	-	1			
1-13	36	119083-001	1	-			
		119084-001	-	1			
1-13	37	91405-001	1	1			
1-13	38	509646-001	1	1			
1-13	39	510304-012	2	2			
1-13	40	510377-006	2	2			
1-13	41	510304-014	1	1			
1-13	42	510310-114	4	4			
1-13	43	509645-001	1	1			
1-13	44	510352-501	6	6			
1-13	45	596-001	1	1			
1-13	46	510353-625	4	4			
1-13	47	510358-210	1	1			
1-13	48	93412-001	2	2			

TWINE TIE ASSEMBLY (CONT.)

Figure 1-13



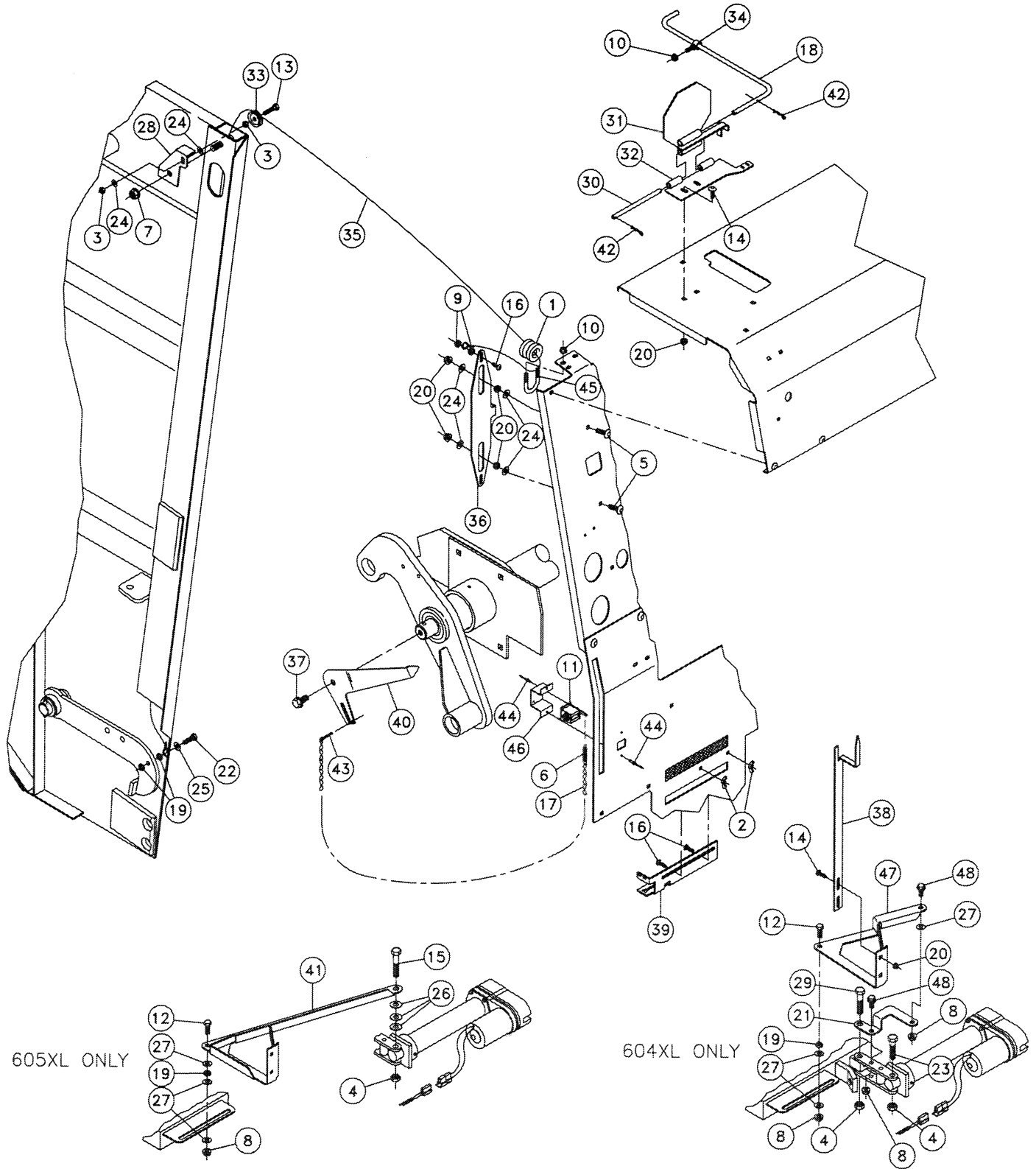
## TWINE TIE ASSEMBLY (CONT.)

Figure 1-13

REF. NO.	PART NO.	DESCRIPTION	QTY.		SERIAL NO.		REMARKS
			604	605	604	605	
1-13	49	108236-001	1	1			
1-13	50	509234-001	1	1			
1-13	51	412-001	2	2			
1-13	52	510302-014	2	2			
1-13	53	127452-001	-	1			
1-13	54	127451-001	-	1			
1-13	55	90196-001	2	2			
1-13	56	127428-001	2	1			
1-13	57	127403-001	-	1			
1-13	58	510336-665	4	4			
1-13	59	597-001	2	2			
1-13	60	598-001	2	2			
1-13	61	510308-110	1	1			
1-13	62	510315-411	3	3			
1-13	63	510337-611	2	2			
1-13	64	510304-022	2	2			
1-13	65	95892-001	1	1	101-999	101-999	
		95892-020	1	1	1000&UP	1000&UP	
		68234-003	1	1			
		68234-011	1	1			
		68234-007	1	1			
		68234-019	1	1			
		68234-009	1	1			
1-13	66	510335-711	2	2			
1-13	67	7000B-749	2	2			
1-13	68	510021-001	1	1	101-999	101-999	
1-13	69	523-001	1	1	101-999	101-999	
1-13	70	510304-024	1	1	101-999	101-999	
1-13	71	510502-032	2	2			

INDICATORS ASSEMBLY (SER. NO. 101-999)

Figure 1-14



605XL ONLY

604XL ONLY

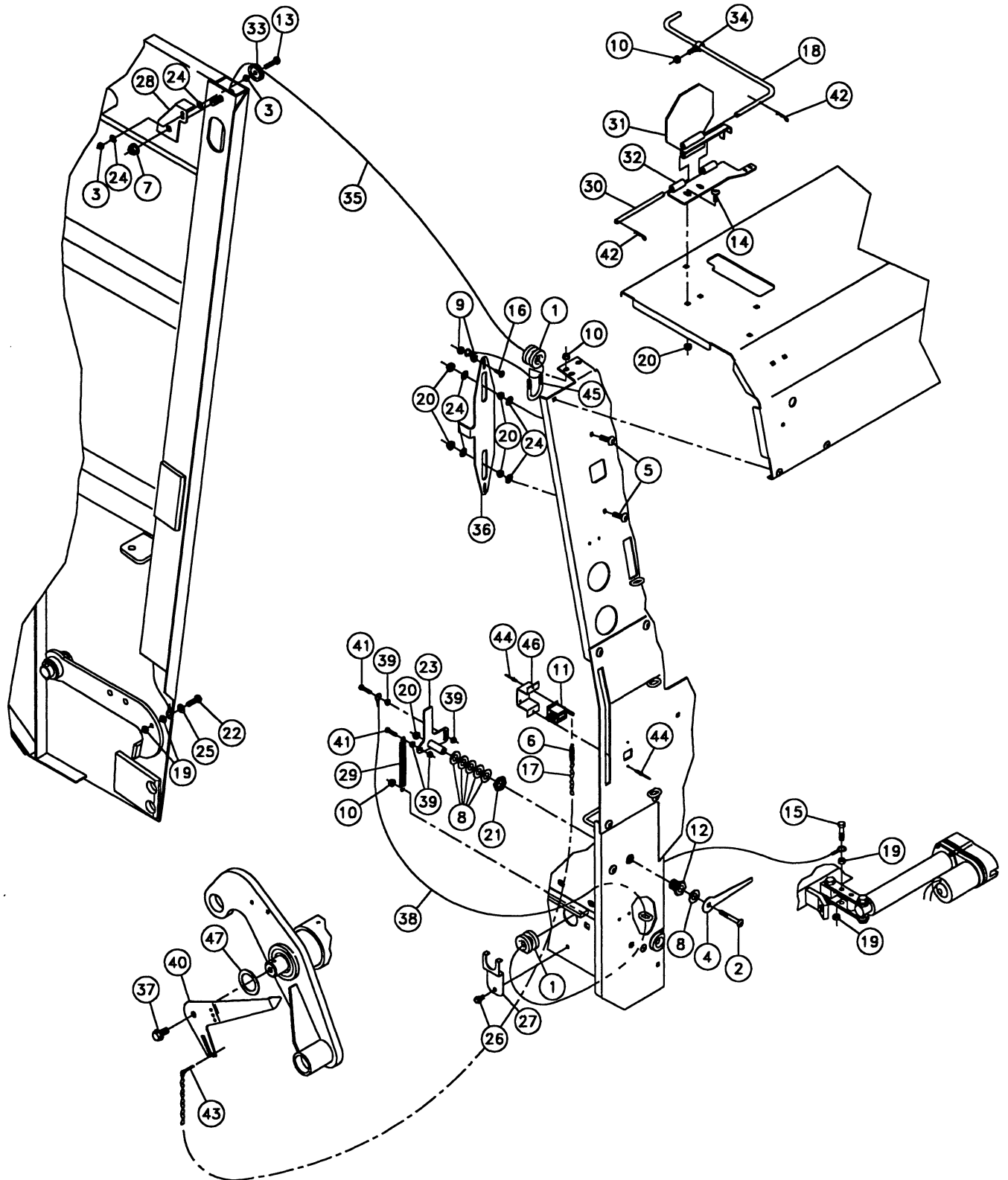
## INDICATORS ASSEMBLY (SER. NO. 101-999)

Figure 1-14

REF. NO.	PART NO.	DESCRIPTION	QTY.		SERIAL NO.		REMARKS
			604	605	604	605	
1-14	1	90196-001	INSULATOR-PORCELIN 1/2ID	1	1		
1-14	2	510367-551	NUT-WING-.25-20-GR2-YZ	2	2		
1-14	3	510314-301	NUT-HEX-.31-18-GR2-YZ	2	2		
1-14	4	510317-311	NUT-HEXJAM-.50-13-GR2-YZ	2	1		
1-14	5	510366-120	BOLT-CARG-.31-18X2.00-GR5-YZ	2	2		
1-14	6	1789-059	SPRING-EXT. 5/16 OD X 1 7/8 GA 24	1	1		
1-14	7	510352-501	NUT-SMFLGCTRLOCK-.50-13-G-YZ	2	1		
1-14	8	510352-503	NUT-SMFLGTL-.38-16-G-YZ	3	1		
1-14	9	510352-505	NUT-SMFLGTL-.25-20-G-YZ	2	2		
1-14	10	510352-507	NUT-SMFLGTL-.31-18-G-YZ	3	3		
1-14	11	1816-001	RESET COUNTER	1	1		
1-14	12	510302-010	SCREW-HCS-.38-16X1.00-GR5-YZ	1	1		
1-14	13	510301-014	SCREW-HCS-.31-18X1.50-GR5-YZ	1	1		
1-14	14	510308-106	BOLT-CARG-.31-18X.75-GR5-YZ	4	4		
1-14	15	510304-026	SCREW-HCS-.50-13X2.75-GR5-YZ	1	1		
1-14	16	510308-156	BOLT-CARG-.25-20X.75-GR5-YZ	3	3		
1-14	17	69277-003	CHAIN-16GA-.4 1/2 (LOAD LIM #10)	1	1		
1-14	18	501135-001	ROD-INDICATOR (NON NETWRAP)	1	1		Non Netwrap Only
		510031-001	ROD-OVERFILL, NETWRAP	1	1		Netwrap Only
1-14	19	510315-311	NUT-HEXJAM-.38-16-GR2-YZ	3	3		
1-14	20	510314-401	NUT-HEXFLGL-.31-18-GR2-YZ	8	8		
1-14	21	509490-001	LINK-TWINE INDICATOR 604XL	1	-		
1-14	22	510346-212	SCREW-FLGWZ-.38-16X1.25-GR2-YZ	1	1		
1-14	23	510304-024	SCREW-HCS-.50-13X2.50-GR5-YZ	1	-		
1-14	24	510337-605	WASHER-FLATSTD-.31-.38X.88-.08-YZ	6	6		
1-14	25	510337-607	WASHER-FLATSTD-.38-.44X1.00-.08-YZ	1	1		
1-14	26	510353-625	WASHER-MCHBSHG-.50-.53X.88-18G-YZ	2	2		
1-14	27	510337-635	WASHER-FLATSAE-.38-.41X.81-16G-YZ	3	2		
1-14	28	500321-001	MOUNT-INDICATOR PIVOT	1	1		
1-14	29	510358-210	SCREW-HCS-.50-13X2.13-GR5-YZ-SP-2A	1	-		
1-14	30	501136-001	PIN - INDICATOR	1	1		
1-14	31	501139-001	PLATE-INDICATOR	1	1		
1-14	32	501142-001	PLATE - INDICATOR HINGE	1	1		
1-14	33	501202-001	PULLEY	1	1		
1-14	34	502135-001	GUIDE - ROD	1	1		
1-14	35	509467-001	CABLE-LATCH INDICATOR	1	1		
1-14	36	509598-001	SLIDE - INDICATOR	1	1		
1-14	37	510343-210	SCREW-FLGWZ-.50-13X1.00-GR5-YZ-HWH	1	1		
1-14	38	509755-001	INDICATOR - TWINE TIE	1	1		
1-14	39	509756-001	GUIDE-TWINE TIE INDICATOR	1	1		
1-14	40	509766-001	POINTER-BALE SIZE IND. 604/605	1	1		
1-14	41	509487-001	LINK-TWINE INDICATOR 605XL	-	1		
1-14	42	510338-807	COTTER PIN-7/64" X 3/4"-YZ	4	4		
1-14	43	510338-821	COTTER PIN-3/16" X 1" - YZ	1	1		
1-14	44	547-001	POP RIVET-SS44D	4	4		
1-14	45	559-001	U-BOLT-5/16-18 1 1/4 ID	1	1		
1-14	46	127436-001	MOUNT-COUNTER	1	1		
1-14	47	509491-001	LINK-TWINE INDICATOR 604XL	1	-		
1-14	48	510346-206	SCREW-FLGWZ-.38-16X.75-GR2-YZ	2	-		

INDICATORS ASSEMBLY (SER. NO. 1000 & UP)

Figure 1-14



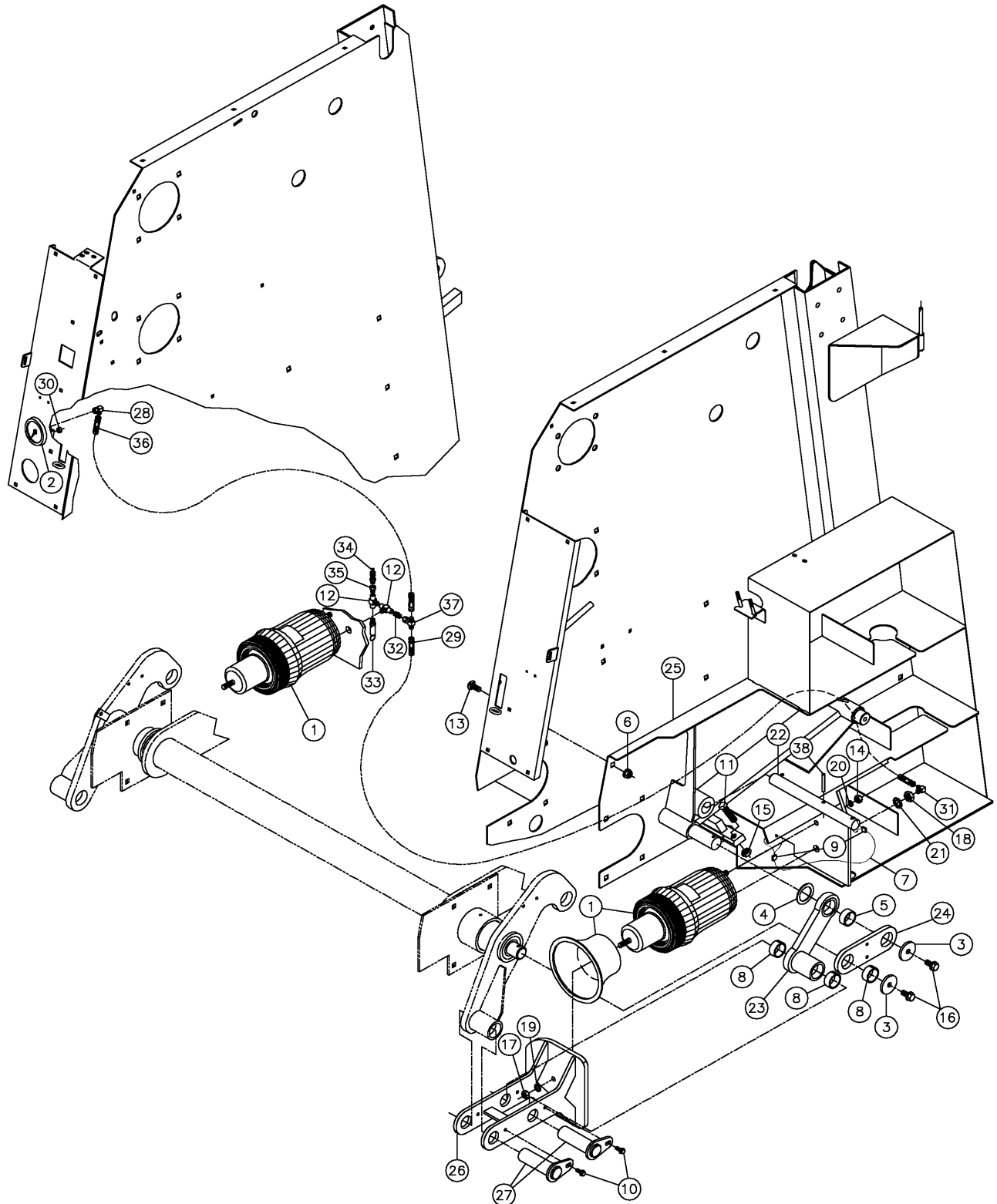
## INDICATORS ASSEMBLY (SER. NO. 1000 &amp;UP)

Figure 1-14

REF. NO.	PART NO.	DESCRIPTION	QTY.		SERIAL NO.		REMARKS
			604	605	604	605	
1-14	1	90196-001	2	2			
1-14	2	510366-124	1	1			
1-14	3	510314-301	2	2			
1-14	4	101365-001	1	1			
1-14	5	510366-110	2	2			
1-14	6	1789-059	1	1			
1-14	7	510352-501	1	1			
1-14	8	510336-699	5	5			
1-14	9	510352-505	2	2			
1-14	10	510352-507	4	4			
1-14	11	1816-001	1	1			
1-14	12	103604-001	1	1			
1-14	13	510301-014	1	1			
1-14	14	510308-106	2	2			
1-14	15	510302-014	1	1			
1-14	16	510308-156	1	1			
1-14	17	69277-003	1	1			
1-14	18	501135-001	1	1			Non Netwrap Only
		510031-001	1	1			Netwrap Only
1-14	19	510315-311	4	4			
1-14	20	510314-401	7	7			
1-14	21	103606-001	1	1			
1-14	22	510346-212	1	1			
1-14	23	510500-304	1	1			
1-14	24	510337-605	6	6			
1-14	25	510337-607	1	1			
1-14	26	510377-006	1	1			
1-14	27	127403-001	1	1			
1-14	28	500321-001	1	1			
1-14	29	1789-007	1	1			
1-14	30	501136-001	1	1			
1-14	31	501139-001	1	1			
1-14	32	501142-001	1	1			
1-14	33	501202-001	1	1			
1-14	34	502135-001	1	1			
1-14	35	509467-001	1	1			
1-14	36	509598-001	1	1			
1-14	37	510343-210	1	1			
1-14	38	1830-007					
		1838-001	A/R	A/R			
1-14	39	510313-401	2	2			
1-14	40	509766-001	4	4			
1-14	41	510300-010	1	1			
1-14	42	510338-807	1	1			
1-14	43	510338-821	4	4			
1-14	44	547-001	1	1			
1-14	45	559-001	4	4			
1-14	46	127436-001	1	1			
1-14	47	510336-681	1	1			

### TENSION FRAME ASSEMBLY

Figure 1-15





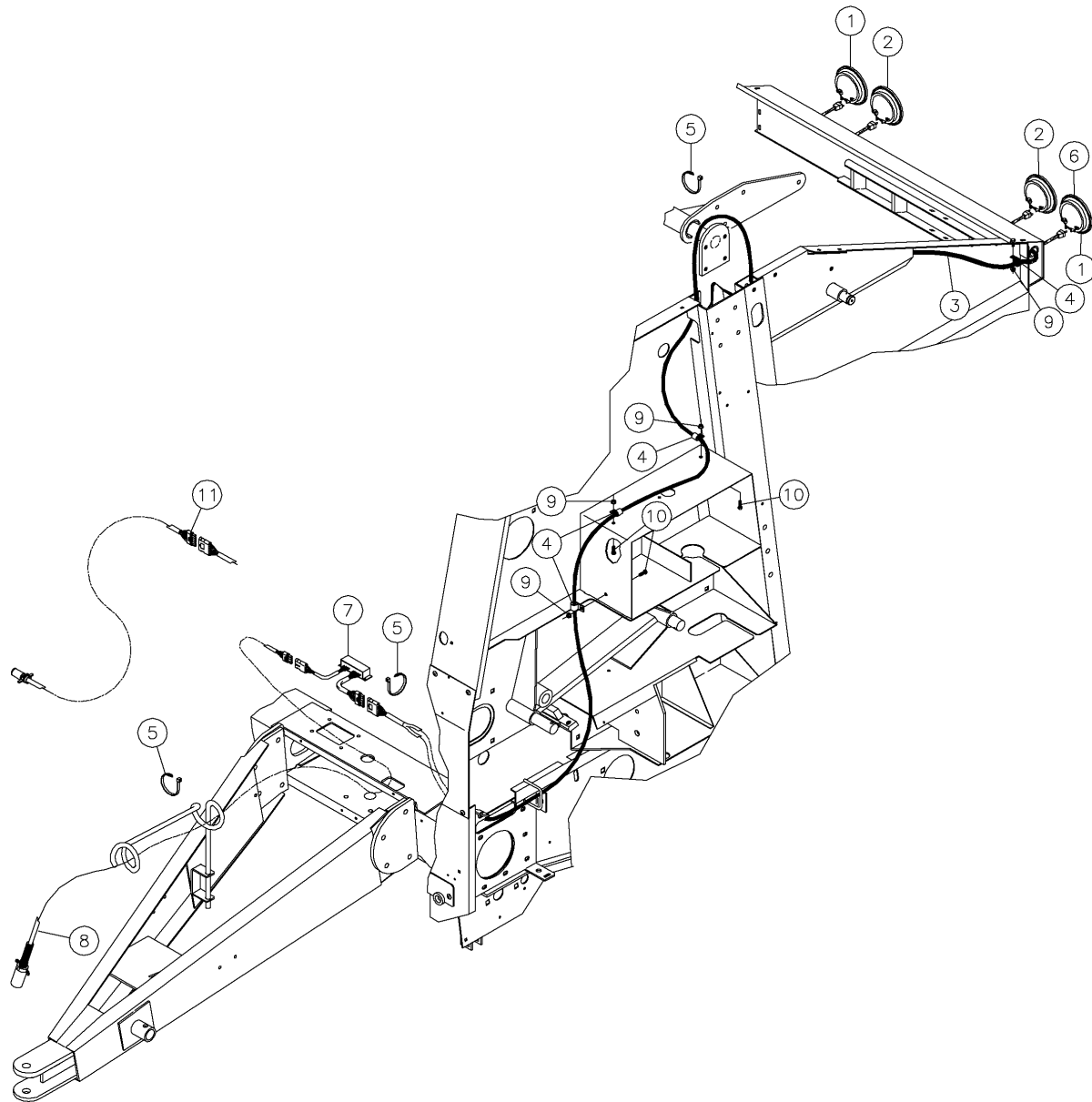
## TENSION FRAME ASSEMBLY

Figure 1-15

REF. NO.	PART NO.	DESCRIPTION	QTY.		SERIAL NO.		REMARKS
			604	605	604	605	
1-15	1	103687-001	AIRSPRING	2	2		
1-15	2	110462-001	AIR GAUGE-0-300 PSI	1	1		
1-15	3	510359-621	WASHER-FLATWRT-.50-.53X2.25-.25-YZ	4	4		
1-15	4	510336-676	WASHER-MCHBSHG-1.75-1.78X2.50-14GA	2	2		
1-15	5	108916-001	BUSHING-GARMAX 2ODX1 3/4ID-7/8	2	2		
1-15	6	510352-501	NUT-SMFLGCTRLOCK-.50-13-G-YZ	16	16		
1-15	7	1830-035	CABLE-3/32 NYLON COATED-24"	1	1		
1-15	8	1835-053	BSHG-STL-.1 3/4 X 1 1/2 X 3/4	6	6		
1-15	9	1838-001	CONNECTOR - WIRE	2	2		
1-15	10	510377-006	SCREW-TFTAP-.31-18X.75-GR8-YZ-A-HWH	4	4		
1-15	11	510365-820	SCREW-SQSET-.63-11X2.00-YZ-CUP	2	2		
1-15	12	236-001	1/4 FX1/4 FX 1/4 M TEE	2	2		
1-15	13	510310-110	BOLT-CARG-.50-13X1.00-GR5-YZ	16	16		
1-15	14	510317-301	NUT-HEX-.50-13-GR2-YZ	2	2		
1-15	15	510319-311	NUT-HEXJAM-.63-11-GR2-YZ	2	2		
1-15	16	510343-210	SCREW-FLGWZ-.50-13X1.00-GR5-YZ-HWH	4	4		
1-15	17	451-001	NUT-1/2 N.F. HEX	2	2		
1-15	18	510328-311	NUT-HEXJAM-.75-16-GR2-YZ	2	2		
1-15	19	510335-711	WASHER-LOCK-.50-.52X.87-.13-YZ	2	2		
1-15	20	510335-793	WASHER-EXTSER-.50-.53X.90-.05-YZ	2	2		
1-15	21	510335-797	WASHER-EXTSER-.75-.80X1.26-.06-YZ	2	2		
1-15	22	509466-001	PIN-BELT TIGHTENER HOLD UP	1	1		
1-15	23	509478-001	LINK-AIR SPRING (INC. TWO OF REF. 8 & ONE OF REF. 5)	2	2		
1-15	24	509665-001	BRACE-TIGHTENER RIGHT	2	2		
1-15	25	509671-001	TENSION FRAME-LEFT	1	1	101-999	101-999
		510500-508	TENSION FRAME-LEFT	1	1	1000&UP	1000&UP
		509670-001	TENSION FRAME-RIGHT	1	1	101-999	101-999
		510500-509	TENSION FRAME-RIGHT	1	1	1000&UP	1000&UP
1-15	26	509675-001	PISTON - AIR SPRING	2	2		
1-15	27	509697-001	PIN - ZINC 1 1/2 X 4.75	4	4		
1-15	28	53658-001	FITTING-4M JIC X 4 FS JIC 90 DEG	1	1		
1-15	29	53843-010	HOSE - 1/4 X 158 - 4FS JIC 3000 PSI	1	-		
		53843-006	HOSE - 1/4 X 172 - 4FS JIC 3000 PSI	-	1		
1-15	30	507750-001	NUT-10-24 NYLON	2	2		
1-15	31	56647-001	FITTING-1/4M X 4M JIC 90 DEG	1	1		
1-15	32	67849-001	1/4 M X 4M JIC ST	1	1		
1-15	33	68769-001	VALVE-RELIEF 180 PSI 1/4M NPT	1	1		
1-15	34	68819-001	VALVE-AIR FILL	1	1		
1-15	35	75812-001	FITTING 1/4 X 1/8 STL HEX BSHG	1	1		
1-15	36	53843-209	HOSE-1/4X56 4FS JIC 3000PSI	1	1		
1-15	37	66996-001	TEE-4FS JIC BCHX4M JICX4M JIC	1	1		
1-15	38	510342-805	PIN-EXPANSION 5/16X2 1/4-YZ	1	1		

TAILLIGHTS/WIRE HARNESS ASSEMBLY

Figure 1-16



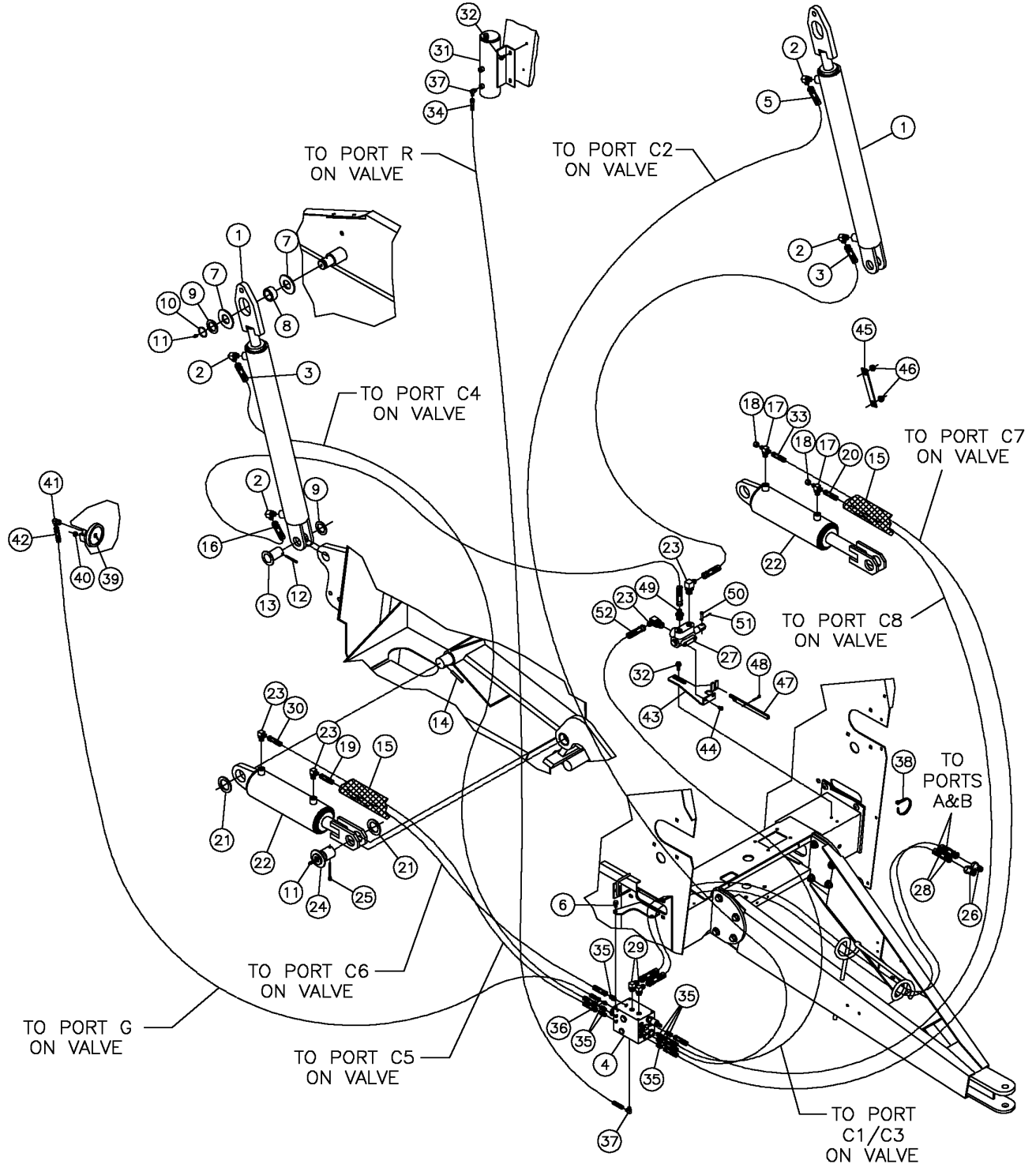
## TAILLIGHTS/WIRE HARNESS ASSEMBLY

Figure 1-16

REF. NO.	PART NO.	DESCRIPTION	QTY.		SERIAL NO.		REMARKS
			604	605	604	605	
1-16	1	127444-001	2	2			
1-16	2	127445-001	2	2			
1-16	3	509052-001	1	1			
1-16	4	2595-001	4	4			
1-16	5	58151-001	3	3			
1-16	6	127469-001	4	4			
1-16	7	508920-001	1	1			
1-16	8	508337-001	1	1			
1-16	9	510352-507	4	4			
1-16	10	510301-006	3	3			
1-16	11	509053-001	1	1			OPTIONAL

### TAILGATE HYDRAULICS ASSEMBLY

Figure 1-17



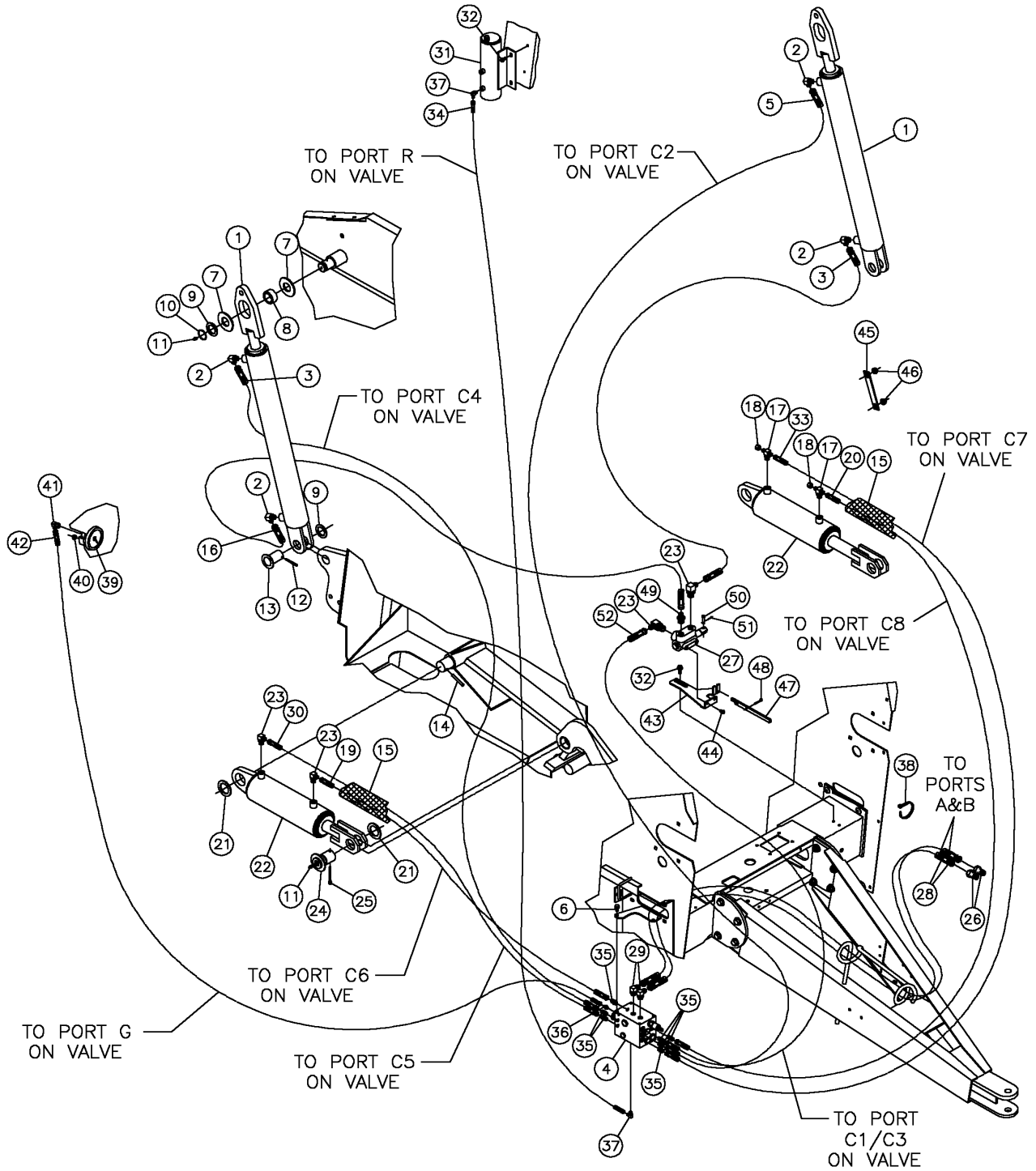
## TAILGATE HYDRAULICS ASSEMBLY

Figure 1-17

REF. NO.	PART NO.	DESCRIPTION	QTY.		SERIAL NO.		REMARKS
			604	605	604	605	
1-17	1	501233-001					
		CYLINDER 2 1/2 X 22-1 1/2 ROD (BREAKDOWN FIG. 1-28)	2	2			
1-17	2	59426-001	4	4			
1-17	3	57940-004	2	2			
1-17	4	507799-001					
		VALVE - BALER TAILGATE/TENSION (BREAKDOWN FIG. 1-30)	1	1			
1-17	5	57940-012	1	-			
		HOSE - 3/8 X 171 - 6FS JIC 3000 PSI	-	1			
		57940-002					
1-17	6	510346-206	4	4			
1-17	7	510337-631	4	4			
1-17	8	114842-001	2	2			
1-17	9	510336-667	4	4			
1-17	10	601-125	2	2			
1-17	11	598-001	2	2			
1-17	12	510372-817	2	2			
1-17	13	1795-019	2	2			
1-17	14	510342-805	2	2			
1-17	15	66094-001	5'	5'			
1-17	16	57940-431	1	-			
		HOSE-3/8X136 6FS JIC 3000 PSI	-	1			
		57940-779					
1-17	17	202883-001	2	2			
1-17	18	59432-001	2	2			
1-17	19	57940-543	1	1			
1-17	20	57940-018	1	-			
		HOSE - 3/8 X 105-6FS JIC 8FS	-	1			
		57940-010					
1-17	21	510336-669	4	4			
1-17	22	89965-001					
		TENSION CYLINDER ASSY (BREAKDOWN FIG. 1-29)	2	2			
1-17	23	57954-001	4	4			
1-17	24	103465-001	2	2			
1-17	25	510338-825	2	2			
1-17	26	500085-001	2	2			
1-17	27	123722-001	1	1			
1-17	28	53844-004	2	2			
1-17	29	53837-001	2	2			
1-17	30	57940-006	1	1			
1-17	31	509635-001	1	1			
		RESERVOIR ASSY.-604/605XL	1	1			
		501405-001	1	1			
		COVER-RESERVOIR	4	4			
		67263-001	1	1			
		PLUG-4M	1	1			
		51177-001	1	1			
		O-RING #233	1	1			
		602-312	1	1			
1-17	32	510377-006	4	4			
1-17	33	57940-016	1	-			
		SCREW-TFTAP-.31-18X.75-GR8-YZ-A-HWH	-	1			
		57940-008					
1-17	34	53843-207	1	1			
1-17	35	65565-001	7	7			
1-17	36	60908-001	1	1			
1-17	37	59423-001	2	2			
1-17	38	58151-001	2	2			
1-17	39	110463-001	1	1			
1-17	40	507750-001	2	2			
1-17	41	57945-001	1	1			
1-17	42	53843-209	2	2			
1-17	43	509769-001	1	1			
1-17	44	510345-204	2	2			
1-17	45	509797-001	1	1			
1-17	46	510352-501	2	2			
		NUT-SMFLGCTRLOCK-.50-13-G-YZ					

TAILGATE HYDRAULICS ASSEMBLY (CONT.)

Figure 1-17



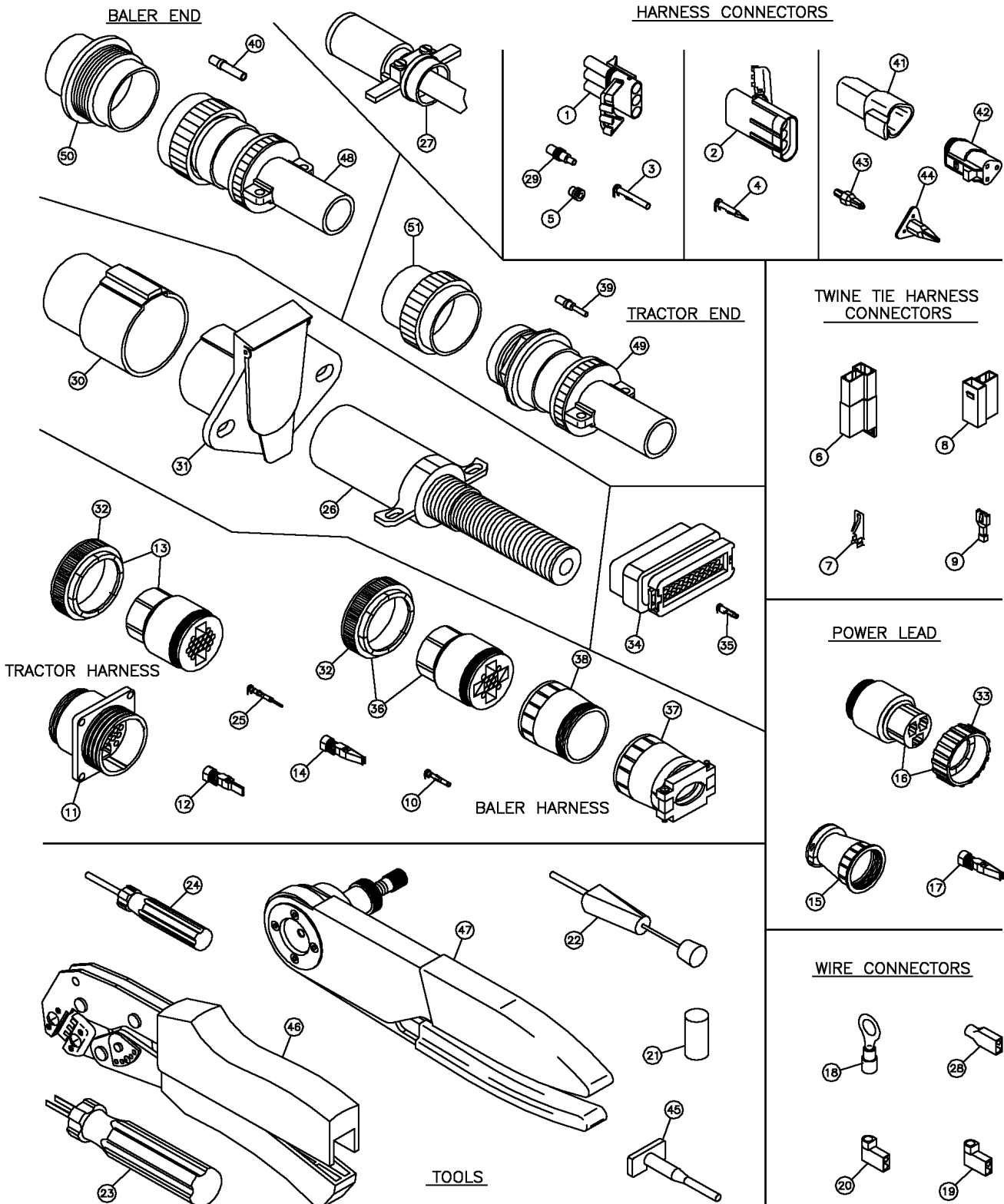
## TAILGATE HYDRAULICS ASSEMBLY (CONT.)

Figure 1-17

REF. NO.	PART NO.	DESCRIPTION	QTY.		SERIAL NO.		REMARKS
			604	605	604	605	
1-17	47	123747-001	HANDLE	1	1		
1-17	48	510338-809	COTTER PIN-1/8" X 1"-YZ	2	2		
1-17	49	60247-001	FITTING - 8M O-RING X 6M JIC S	3	3		
1-17	50	2110-003	PIN - CLEVIS 1/4 X 7/8 - 47/64	1	1		
1-17	51	510338-835	COTTER PIN-3/32X1/2-YZ	1	1		
1-17	52	57940-161	HOSE-3/8X68-6FS JIC 3000 PSI	1	-		
		57940-521	HOSE-3/8X80-6FS JIC 3000 PSI	-	1		

### ELECTRICAL COMPONENTS

Figure 1-18





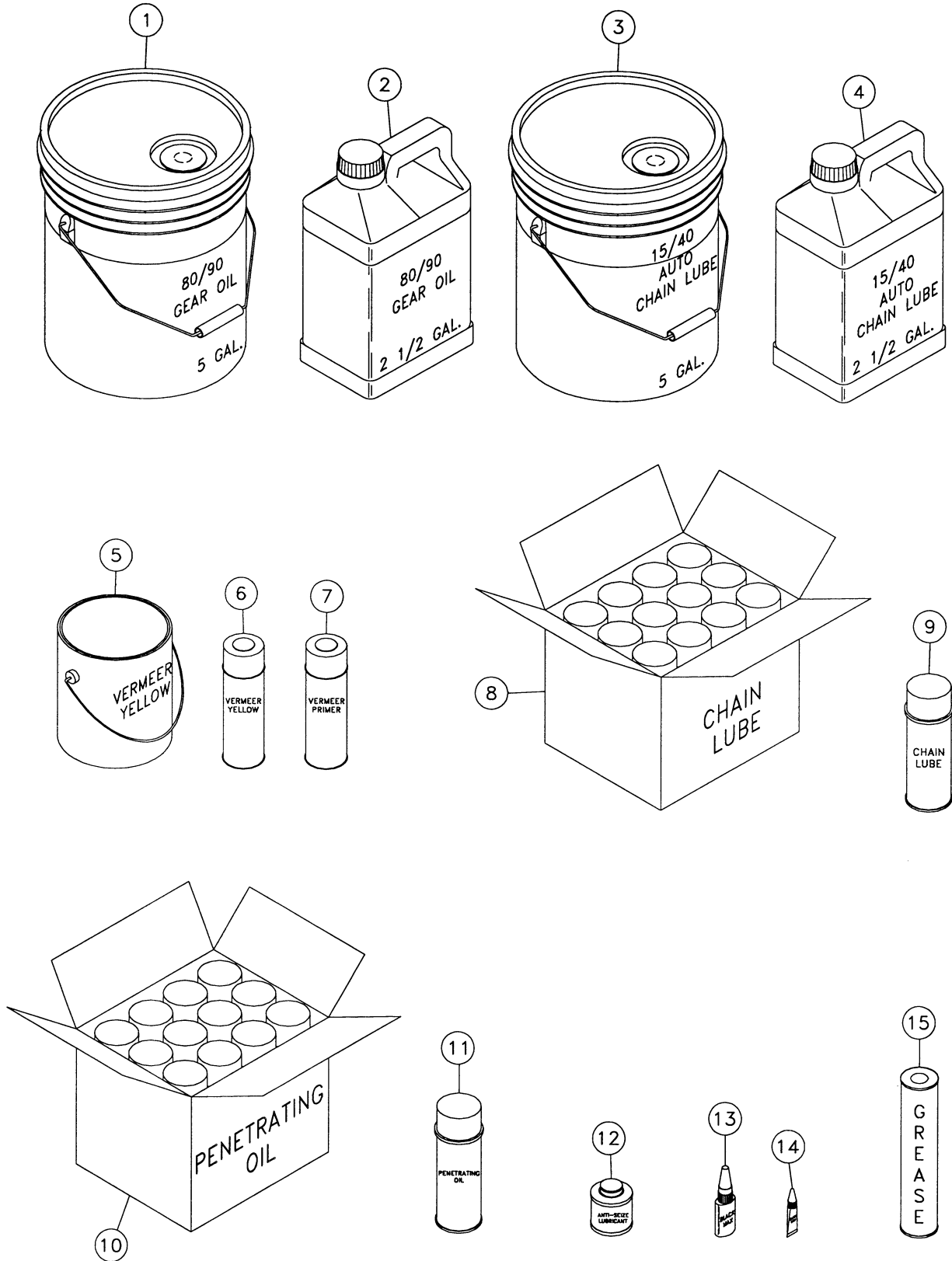
## ELECTRICAL COMPONENTS

Figure 1-18

REF. NO.	PART NO.	DESCRIPTION	QTY.		SERIAL NO.		REMARKS
			604	605	604	605	
1-18 1	114378-001	PLUG-3 CIRCUIT TOWER (MALE)	-	-			
	91344-001	PLUG-4 CIRCUIT TOWER (MALE)	-	-			
	114379-001	PLUG-6 CIRCUIT TOWER (MALE)	-	-			
1-18 2	114380-001	PLUG-3 CIRCUIT SHROUD (FEMALE)	-	-			
	79981-001	PLUG-4 CIRCUIT SHROUD (FEMALE)	-	-			
	114381-001	PLUG-6 CIRCUIT SHROUD (FEMALE)	-	-			
1-18 3	87702-001	PIN-FEMALE TERMINAL	-	-			
1-18 4	79982-001	TERMINAL MALE	-	-			
1-18 5	79983-001	SEAL	-	-			
1-18 6	59705-001	CONNECTOR-PE	-	-			
1-18 7	87358-001	TERMINAL-MALE 14-16 GA BRASS NP	-	-			
1-18 8	59704-001	CONNECTOR-PE	-	-			
1-18 9	87359-001	TERM.-FEMALE 14-16 GA BRASS NP	-	-			
1-18 10	87406-001	PIN-FEMALE TERMINAL	-	-			
1-18 11	79988-001	RECEPTACLE-SQ. FLANGE	-	-			
1-18 12	79989-001	CONTACT-MALE	-	-			
1-18 13	86672-001	PLUG (INCLUDES REF. 32)	-	-			
	69384-003	RING-LOCKING-1	-	-			
1-18 14	87361-001	CONTACT-FEMALE W/SPRING 10 -8 GA	-	-			
1-18 15	87403-001	CLAMP-CABLE 15/16"-20UNF	-	-			
1-18 16	87353-001	PLUG W/SOCKET (INCLUDES REF. 33)	-	-			
	67443-003	RING-LOCKING-1	-	-			
1-18 17	87352-001	CONTACT-FEMALE 10-8 GA	-	-			
1-18 18	4716-001	TERMINAL-3/8" RING 12-10 GA	-	-			
1-18 19	87410-001	RECEPTACLE-FLAG .185 16-14GA	-	-			
1-18 20	87408-001	RECEPTACLE-FLAG .185 22-18GA	-	-			
1-18 21	87360-001	CAP-7/16" ID (PLASTIC)	-	-			
1-18 22	83135-001	TOOL-AMP EXTRACTION	-	-			
1-18 23	87351-001	TOOL-PIN REMOVAL	-	-			
1-18 24	83137-001	TOOL-PACKARD REMOVAL	-	-			
1-18 25	87405-001	TERMINAL-MALE	-	-			
1-18 26	109608-003	PLUG-7 POLE	-	-			
1-18 27	1463-001	PLUG-6 POLE	-	-			
1-18 28	18989-001	TERMINAL-FEMALE	-	-			
1-18 29	501670-001	BLANK-HARNESS CAP	-	-			
1-18 30	500082-001	PROTECTOR BOOT-7 POLE SOCKET	-	-			
1-18 31	500081-001	OVAL FLG. MOUNT-7 POLE SOCKET	-	-			
1-18 32	69384-003	RING-LOCKING	-	-			
1-18 33	67443-003	RING-LOCKING	-	-			
1-18 34	507449-001	CONNECTOR - 35 PIN AMP 776164-1	-	-			
1-18 35	507800-001	CONTACT-FEMALE SOCKET 16-20 GA.	-	-			
1-18 36	507811-001	CONNECTOR-15 PIN AMP 207485-1	-	-			
1-18 37	510032-001	SELF-CENTERING CABLE CLAMP	-	-			
1-18 38	510033-001	BACK SHELL EXTENDER	-	-			
1-18 39	87696-001	PIN-16/18 GA.	-	-			
	231988-001	PIN-12 GA.	-	-			
1-18 40	91354-001	SOCKET-16/18 GA.	-	-			
	276982-001	SOCKET-12/14 GA.	-	-			
1-18 41	276868-001	RECEPTACLE-3 PIN	-	-			
1-18 42	276885-001	PLUG-3 PIN	-	-			
1-18 43	276871-001	WEDGE-3 PIN RECEPTACLE	-	-			
1-18 44	276875-001	WEDGE-3 PIN PLUG	-	-			
1-18 45	276892-001	TOOL-16/18 GA. EXTRACTOR (BLUE)	-	-			
	276891-001	TOOL - 12/14 GA. EXTRACTOR (YELLOW)	-	-			
1-18 46	286553-001	TOOL-DEUTSCH CRIMPING (FIELD)	-	-			
1-18 47	603961-001	PLIERS-DEUTSCH CRIMPING (HEAVY DUTY)	-	-			
1-18 48	904504-001	PLUG-21 PIN (SHELL SIZE 24)	-	-			
1-18 49	904691-001	PLUG W/CLAMP	-	-			
1-18 50	904692-001	DUST CAP	-	-			
1-18 51	904505-001	DUST CAP	-	-			

VERMEER LUBES ETC.

Figure 1-19



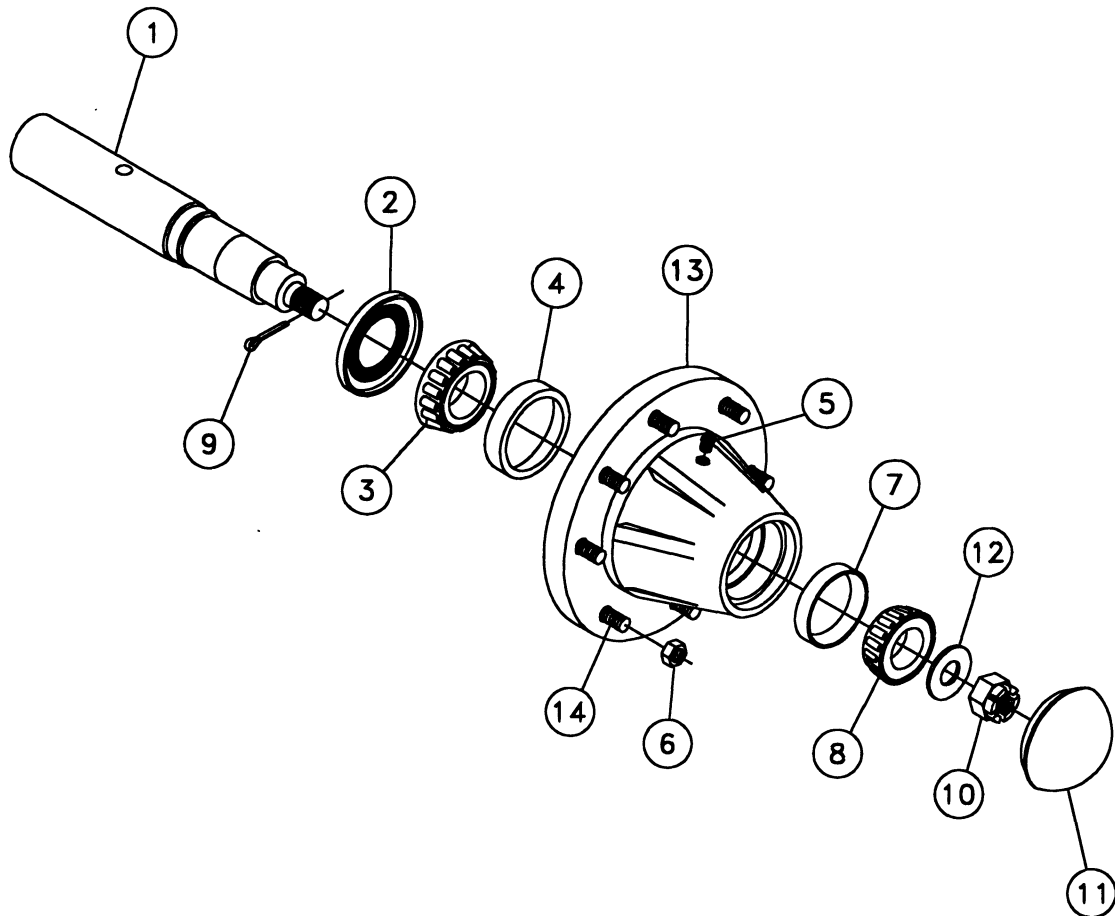
## VERMEER LUBES ETC.

Figure 1-19

REF. NO.	PART NO.	DESCRIPTION	QTY.		SERIAL NO.		REMARKS
			604	605	604	605	
1-19	1	99663-003	80W90 TRANS OIL 5 GALLON	1	1		
1-19	2	99663-001	80W90 TRANS OIL 2 1/2 GALLON	1	1		
1-19	3	99661-003	15W40 MOTOR OIL 5 GALLON	1	1		
1-19	4	99661-001	15W40 MOTOR OIL 2 1/2 GALLON	1	1		
1-19	5	2965-059	PAINT-VERMEER YELLOW 1 GALLON	1	1		
1-19	6	2965-075	PAINT VERMEER YELLOW SPRAY	1	1		
1-19	7	2965-073	PRIMER-GRAY 16 OZ. ENAMEL SPRAY	1	1		
1-19	8	117442-003	CHAIN LUBE-CASE(12 CANS)	1	1		
1-19	9	117442-001	CHAIN LUBE 14 OZ. CAN	1	1		
1-19	10	117441-003	PENETRATING OIL-CASE(12 CANS)	1	1		
1-19	11	117441-001	PENETRATING OIL-14 OZ. CAN	1	1		
1-19	12	23355-583	80209 ANTI SIEZE BRUSH TOP CAN	1	1		
1-19	13	29970-583	LOCTITE BLACK MAX	1	1		
1-19	14	29971-583	LOCTITE BLACK MAX 1OZ.	1	1		
1-19	15	101562-001	ULTRA LF GREASE-TUBE	1	1		

HUB AND SPINDLE COMPONENTS

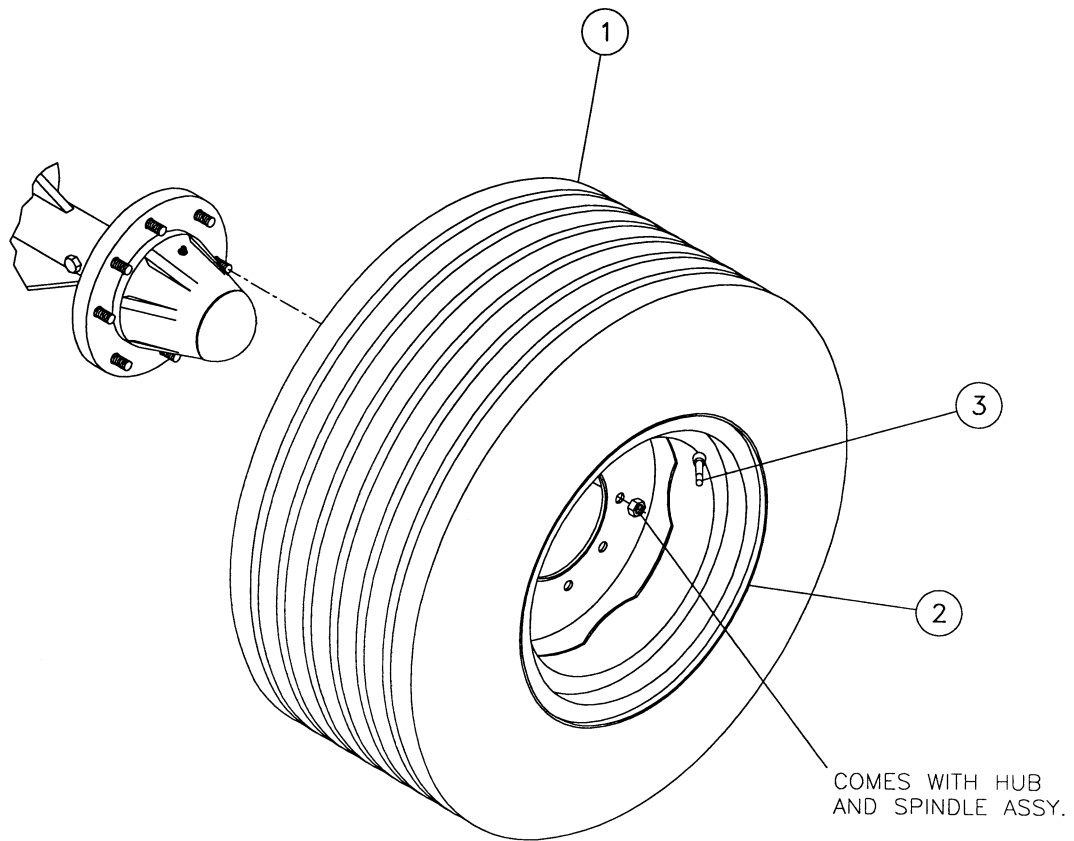
Figure 1-20



REF. NO.	PART NO.	DESCRIPTION	QTY.		SERIAL NO.		REMARKS
			604	605	604	605	
1-20	1	115247-001 SPINDLE-DRILLED	1	1			
1-20	2	1658-011 SEAL-CR 20148	1	1			
1-20	3	1658-009 CONE-BEARING 25590	1	1			
1-20	4	1715-023 TIMKEN CUP 1 3/4 #25520	1	1			
1-20	5	586-001 ZERK-1/8" ST NPT GREASE	1	1			
1-20	6	123306-007 WHEEL NUT-9/16"-18 NF X 90	8	8			
1-20	7	1658-007 CUP-BEARING 25821	1	1			
1-20	8	1658-005 CONE-BEARING 25877	1	1			
1-20	9	510338-815 COTTER PIN-5/32" X 1 1/4"-YZ	1	1			
1-20	10	510328-331 NUT-SLTDHEX-.88-14-GR2-YZ	1	1			
1-20	11	6824-005 CAP-DUST 0615216	1	1			
1-20	12	1657-003 WASHER-SPINDLE	1	1			
1-20	13	123306-003 HUB ASSY (INC. REF. 4-7)	1	1			
		123306-001 HUB-8 BOLT (COMPLETE)					
		(INC. REF. 3-8, 11, 12 & 14)	1	1			
1-20	14	123306-005 STUD-9/16"-18 UNF X 2 1/8"	8	8			
	115249-001	SPINDLE ASSY (INC. REF. 1, 9, 10 & 12)					
	501228-001	HUB/SPINDLE ASSY-8 BOLT (INC. REF. 1-14)					

TIRE AND WHEEL ASSEMBLY

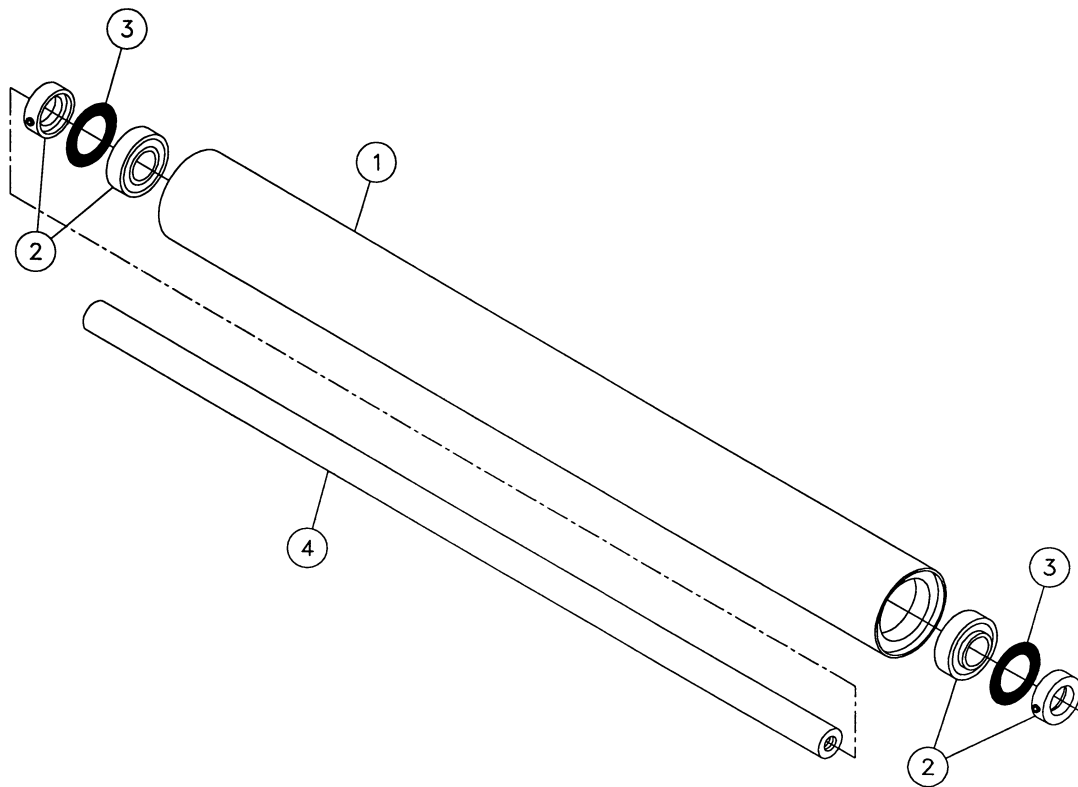
Figure 1-21



REF. NO.	PART NO.	DESCRIPTION	QTY.		SERIAL NO.		REMARKS
			604	605	604	605	
1-21	1	75847-001	TIRE-31 X 13.50-15 LT	2	2		
1-21	2	100295-001	RIM-15 X 10 LBH 8-BOLT	2	2		
1-21	3	2250-001	STEM-TR415 DILL VALVE	2	2		
	109491-001	WHEEL ASSY-31X13.5-15LT 8-BOLT (INC. REF. 1-3)					

SHORT IDLER ROLLER COMPONENTS

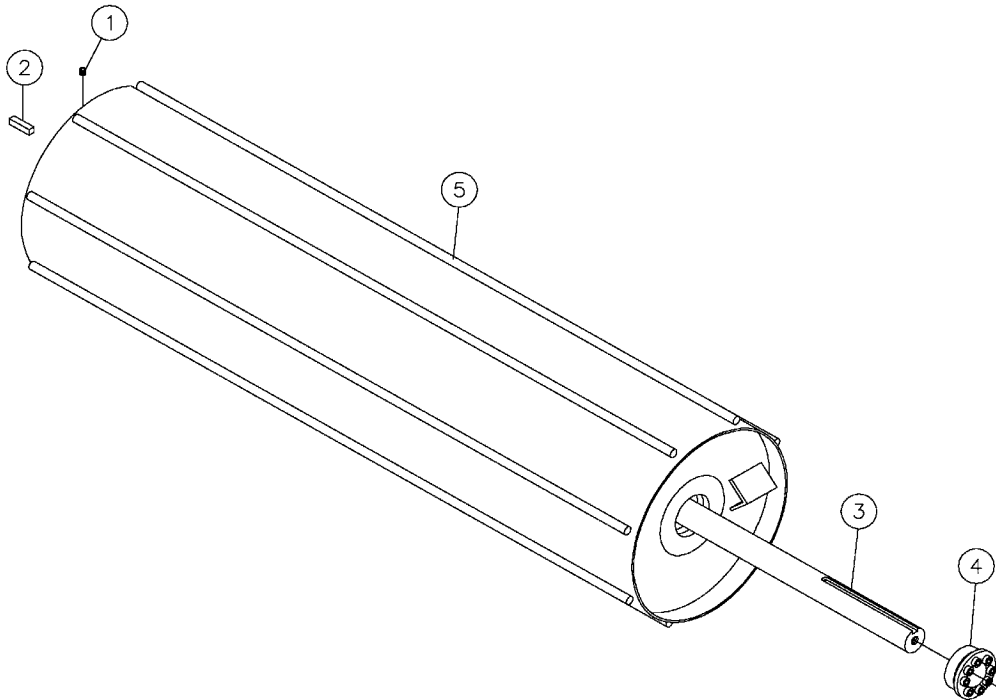
Figure 1-22



REF. NO.	PART NO.	DESCRIPTION	QTY		SERIAL NO.		REMARKS
			604	605	604	605	
1-22	1	87072-001 ROLLER-SHORT IDLER (INC. REF. 2)	1	-			
		87068-001 ROLLER-SHORT IDLER (INC. REF. 2)	-	1			
1-22	2	215-003 BRG.-1 1/2 CYLINDRICAL W/COL	2	2			
1-22	3	68820-001 WASHER-RYERTEX 2.050IDX4.015	2	2			
1-22	4	71288-001 SHAFT-SHORT IDLER ROLLER	1	-			
		69109-001 SHAFT-SHORT IDLER ROLLER	-	1			
	71286-001	ROLLER-SHORT IDLER 4' (INC. REF. 1-4)(604)					
	69106-001	ROLLER-SHORT IDLER 5' (INC. REF. 1-4)(605)					

DRUM ROLLER COMPONENTS

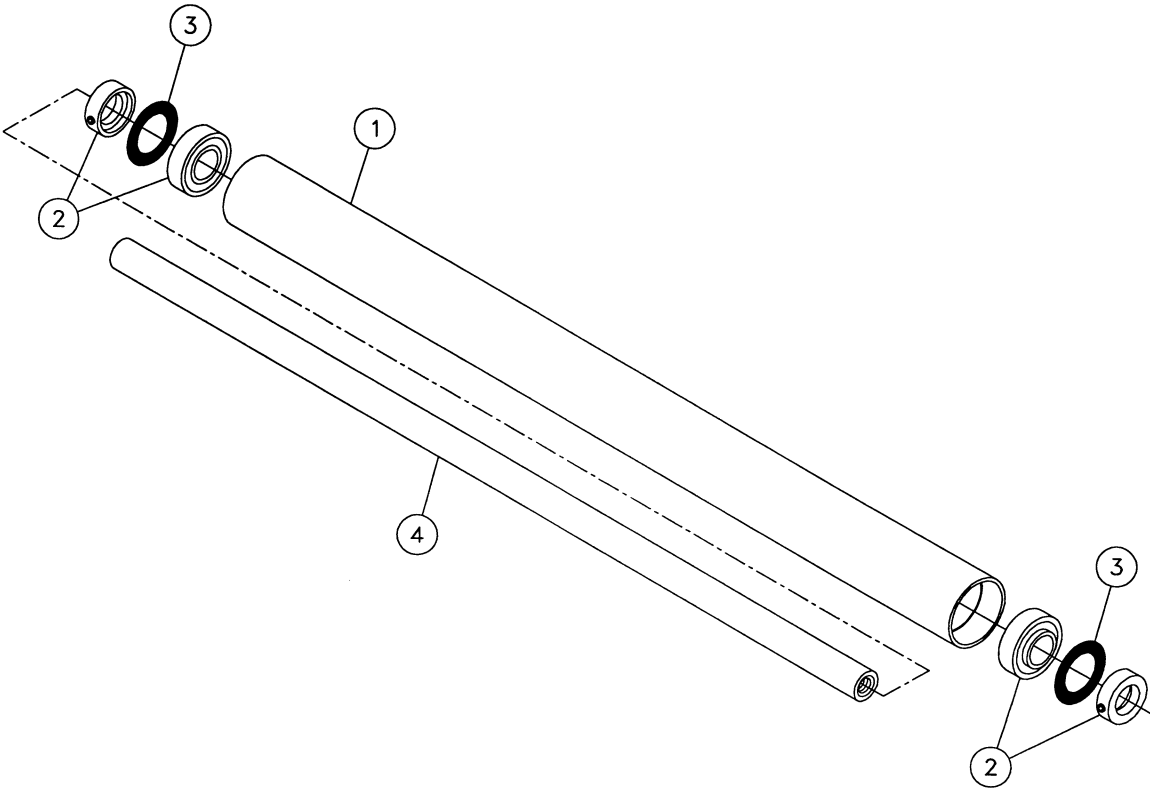
Figure 1-23



REF. NO.	PART NO.	DESCRIPTION	QTY		SERIAL NO.		REMARKS
			604	605	604	605	
1-23	1	5531-001	1	1			
1-23	2	580-015	1	1			
1-23	3	509430-001	1	-			
		509429-001	-	1			
1-23	4	501230-001	1	1			
1-23	5	509426-002	1	-			
		509425-002	-	1			
	509426-001	ROLLER-4' DRUM 1 15/16" SHAFT (INC. REF. 1-5)(604)					
	509425-001	ROLLER-5' DRUM 1 15/16" SHAFT (INC. REF. 1-5)(605)					

LONG IDLER ROLLER COMPONENTS - 3 1/2" DIA.

Figure 1-24

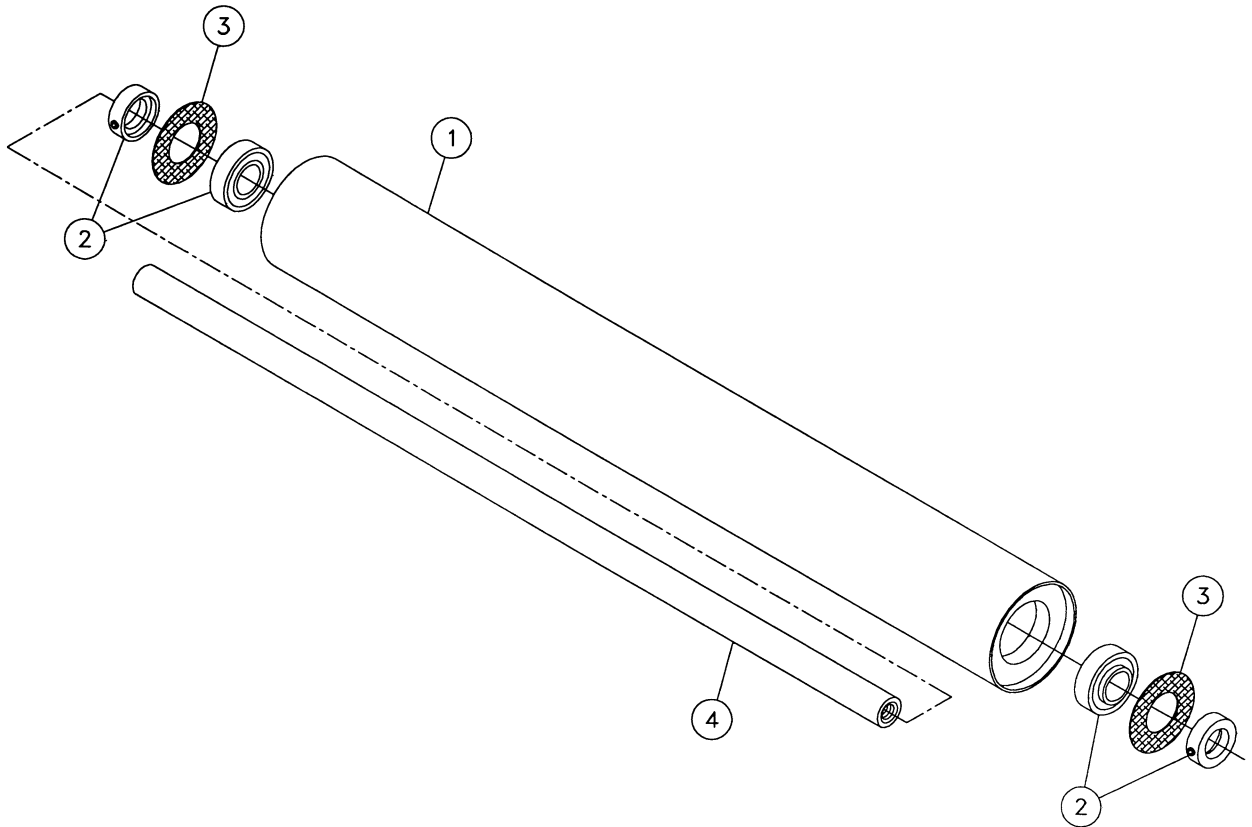


REF. NO.	PART NO.	DESCRIPTION	QTY		SERIAL NO.		REMARKS
			604	605	604	605	
1-24	1	127480-001 ROLLER-IDLER (INC. REF. 1 & 2)	1	-			
		127483-001 ROLLER-IDLER (INC. REF. 1 & 2)	-	1			
1-24	2	215-003 BRG.-1 1/2 CYLINDRICAL W/COL	2	2			
1-24	3	121838-001 WASHER-RYERTEX 3ODX2ID-.625	2	2			Not used on Ref. 25, Fig. 1-8
1-24	4	71291-001 SHAFT-LONG IDLER ROLLER	1	-			
		69112-001 SHAFT-LONG IDLER ROLLER	-	1			
	127479-001	ROLLER-LONG 3 1/2" IDLER 4' (INC. REF. 1-4)(604)					
	127482-001	ROLLER-LONG 3 1/2" IDLER 5' (INC. REF. 1-4)(605)					



LONG IDLER ROLLER COMPONENTS - 5 1/2" DIA.

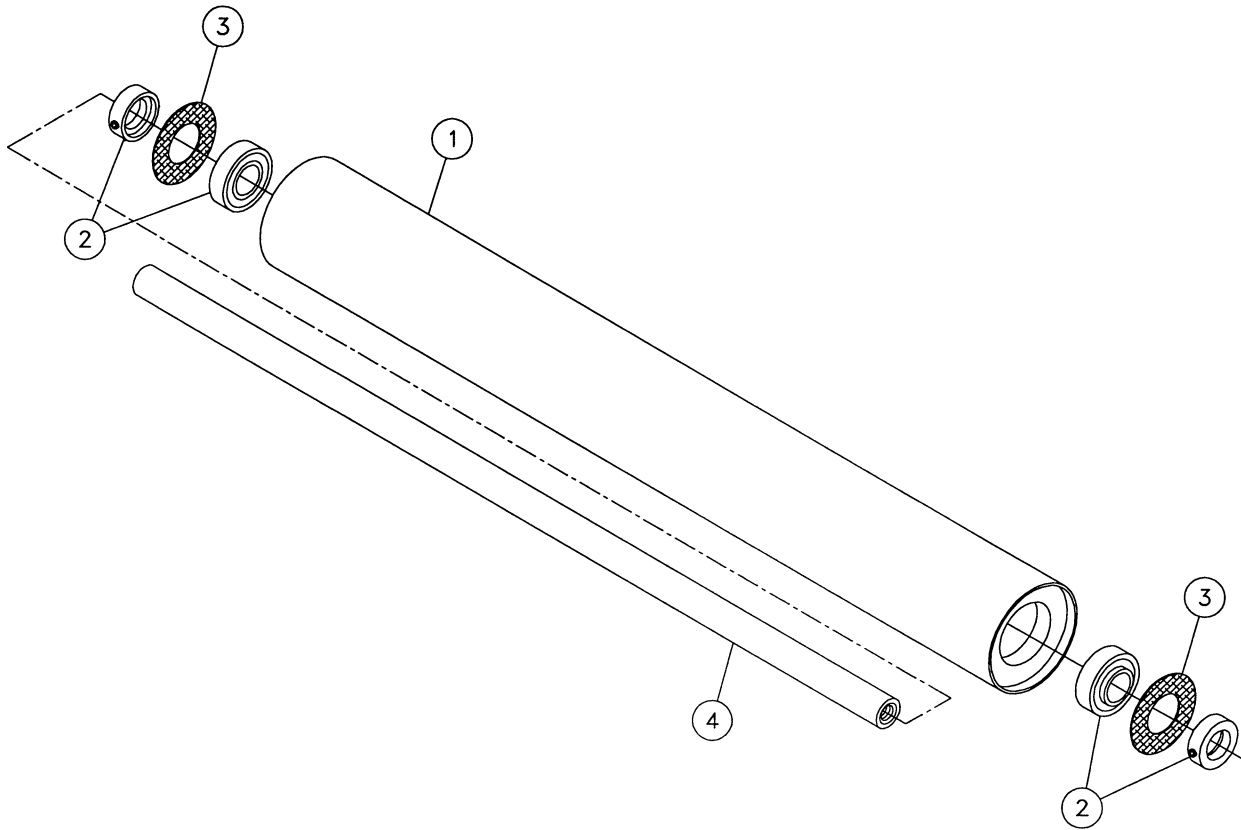
Figure 1-25



REF. NO.	PART NO.	DESCRIPTION	QTY		SERIAL NO.		REMARKS
			604	605	604	605	
1-25	1	91178-001	1	-			
		91175-001	-	1			
1-25	2	215-003	2	2			
1-25	3	68820-001	2	2			Not used on Ref. 26, Fig. 1-8
1-25	4	71291-001	1	-			
		69112-001	-	1			
	71289-001	ROLLER ASSY-LONG IDLER 4' (INC. REF. 1-4)(604)					
	69110-001	ROLLER ASSY-LONG IDLER 5' (INC. REF. 1-4)(605)					

LONG SHAFT IDLER ROLLER COMPONENTS - 5 1/2" DIA.

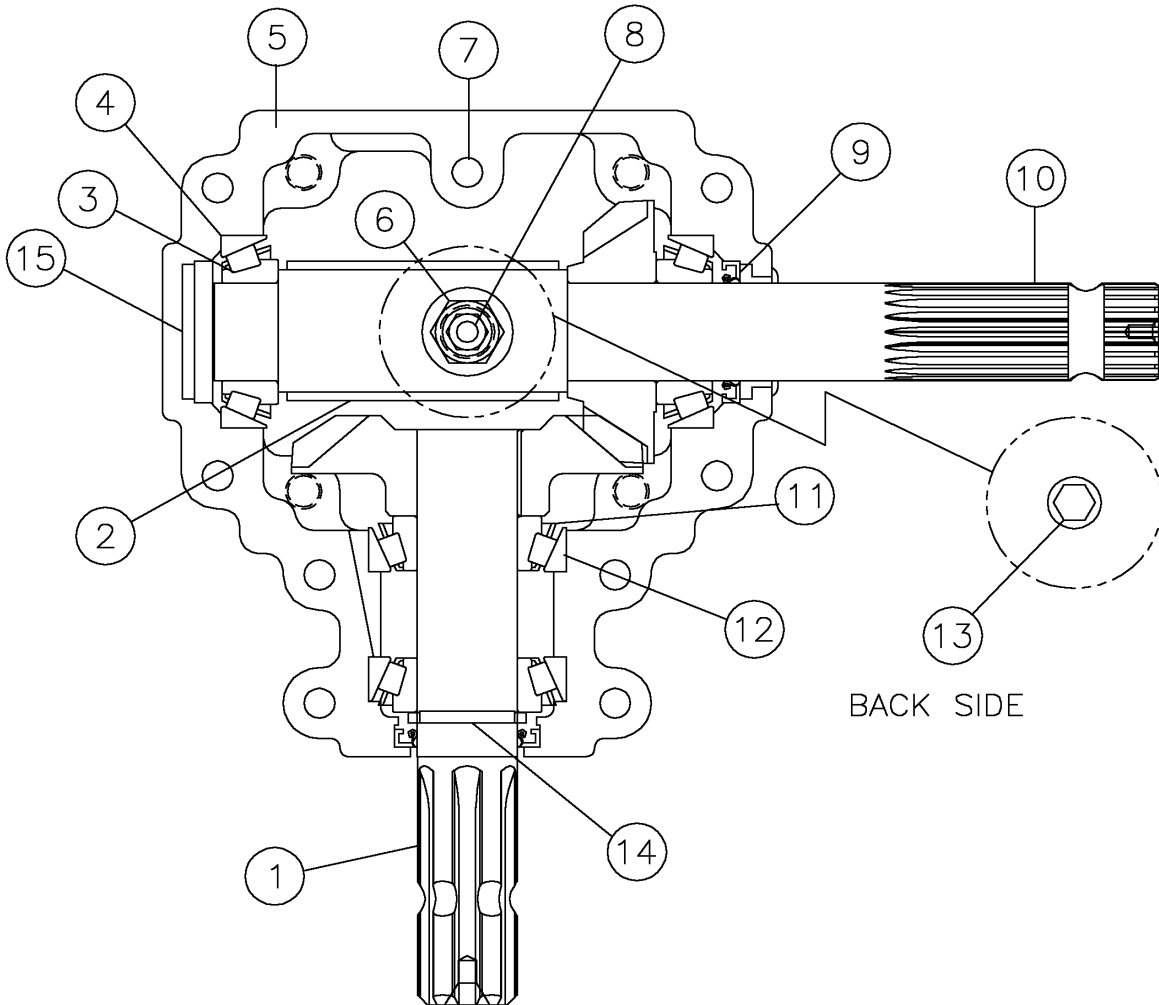
Figure 1-26



REF. NO.	PART NO.	DESCRIPTION	QTY		SERIAL NO.		REMARKS
			604	605	604	605	
1-26	1	91177-001	1	-			
		91176-001	-	1			
1-26	2	215-003	2	2			
1-26	3	68820-001	2	2			
1-26	4	71291-001	1	-			
		69112-001	-	1			
	500331-001	ROLLER ASSY-LONG SHAFT 5 1/2" DIA. (INC. REF. 1-4)(604)					
	500330-001	ROLLER ASSY-LONG SHAFT 5 1/2" DIA. (INC. REF. 1-4)(605)					

GEARBOX COMPONENTS

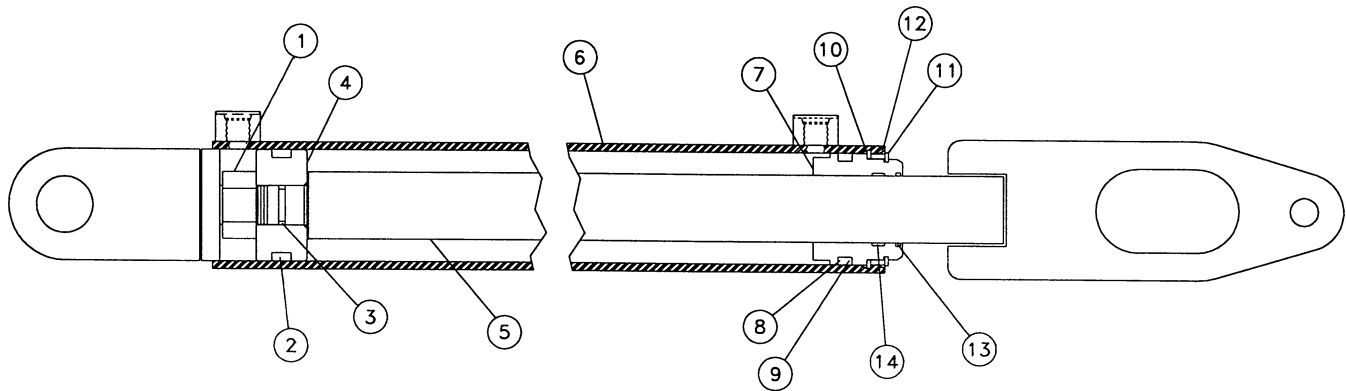
Figure 1-27



REF. NO.	PART NO.	DESCRIPTION	QTY.		SERIAL NO.		REMARKS
			604	605	604	605	
1-27	1	500519-001	1	1			ASSY- PINION SHAFT \ GEAR
1-27	2	506832-001	1	1			SPACER 500101
1-27	3	15-015	3	3			BEARING-CONE
1-27	4	15405-029	3	3			BEARING-CUP
1-27	5	510501-113	1	1			GEARBOX CASTING (BOTH HALVES), HEAVY
1-27	6	15-031	1	1			FITTING-1/2" X 1/8" HEX BSHG.
1-27	7	15-025	9	9			BOLT-3/8"-16 X 2.250 SHCS
1-27	8	15-033	1	1			FITTING-VENT PLUG
1-27	9	506833-001	2	2			SEAL - 1 3/8 BROWN VITON
1-27	10	500520-001	1	1			ASSY- CROSS SHAFT \ GEAR
1-27	11	117435-009	1	1			BEARING CUP
1-27	12	117435-001	1	1			BEARING CONE
1-27	13	500528-001	1	1			PLUG - 1/2 MAG
1-27	14	15-021	1	1			RETAINING RING-1 3/8"
1-27	15	510500-044	1	1			SEAL - GEARBOX END PLATE
	502117-001	GEARBOX ASSY-540 RPM/1000 RPM (INC. REF. 1-14)					

CYLINDER COMPONENTS - 2 1/2" X 22"

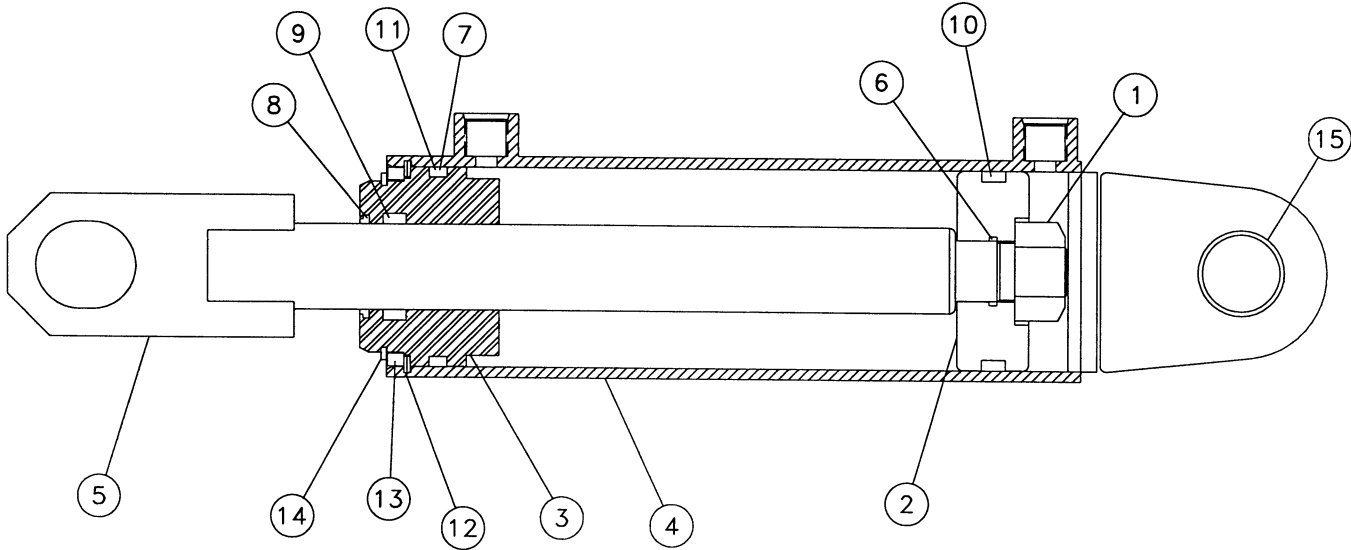
Figure 1-28



REF. NO.	PART NO.	DESCRIPTION	QTY		SERIAL NO.		REMARKS
			604	605	604	605	
1-28	1	330-011	NUT-7/8-14 NF SLTL GR.C	1	1		
1-28	2	19510-001	UNI-RING	1	1		
1-28	3	208-007	O-RING-SPRG CAP GRESEN 455-001	1	1		
1-28	4	24732-001	PISTON-CYLINDER	1	1		
1-28	5	501231-001	ROD - CYLINDER	1	1		
1-28	6	501232-001	BODY ASSY	1	1		
1-28	7	500628-001	GLAND - CYLINDER	1	1		
1-28	8	19514-001	O-RING	1	1		
1-28	9	19513-001	BACK-UP WASHER	1	1		
1-28	10	107001-001	SNAP RING-2 1/2 INT.SPIRAL	1	1		
1-28	11	107002-001	SNAP RING-2 1/8 EXTERNAL	1	1		
1-28	12	119211-001	BACKUP RING-2.485/2.480 O.D.	1	1		
1-28	13	57300-001	WIPER-#50-17	1	1		
1-28	14	57301-001	ROD SEAL-#30-116128-375	1	1		
	501233-001	CYLINDER ASSY. (INC. REF. 1-14)					
	501048-001	SEAL KIT(INC. REF.2, 3, 8-11, 13, & 14)					

CYLINDER COMPONENTS - 3 1/2" X 8"

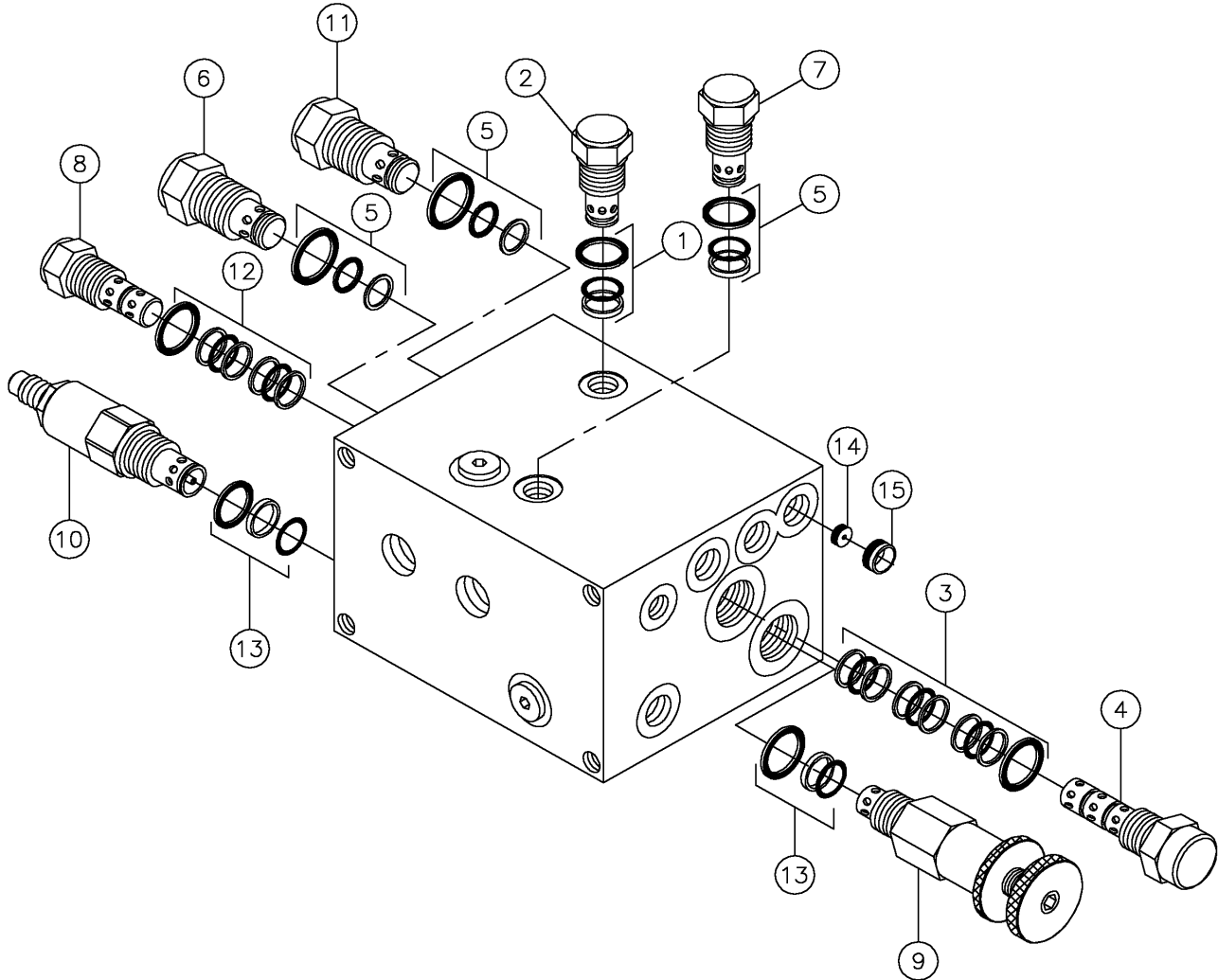
Figure 1-29



REF. NO.	PART NO.	DESCRIPTION	QTY		SERIAL NO.		REMARKS
			604	605	604	605	
1-29	1	5460-001	NUT -1-14 NF GR 8 SLTL	1	1		
1-29	2	65767-001	PISTON	1	1		
1-29	3	101352-001	GLAND	1	1		
1-29	4	89934-001	BODY-CYLINDER	1	1		
1-29	5	89938-001	ROD-CYLINDER	1	1		
1-29	6	793-017	O-RING	1	1		
1-29	7	51184-001	O-RING	1	1		
1-29	8	57300-001	WIPER-#50-17	1	1		
1-29	9	57301-001	ROD SEAL-#30-116128-375	1	1		
1-29	10	58138-001	UNI-RING	1	1		
1-29	11	58143-001	BACK-UP WASHER-	1	1		
1-29	12	603-350	SNAP RING-3 1/2"INT. SPIRAL	1	1		
1-29	13	101351-001	BACKUP RING	1	1		
1-29	14	103700-300	SNAP RING-3" EXTERNAL	1	1		
1-29	15	1835-053	BUSHING-ST-1 3/4" X 1 1/2" X 3/4"	1	1		
	89965-001	CYLINDER ASSY. (INC. REF. 1-15)					
	89941-001	SEAL KIT (INC. REF. 6-12, & 14)					

HYDRAULIC VALVE COMPONENTS

Figure 1-30

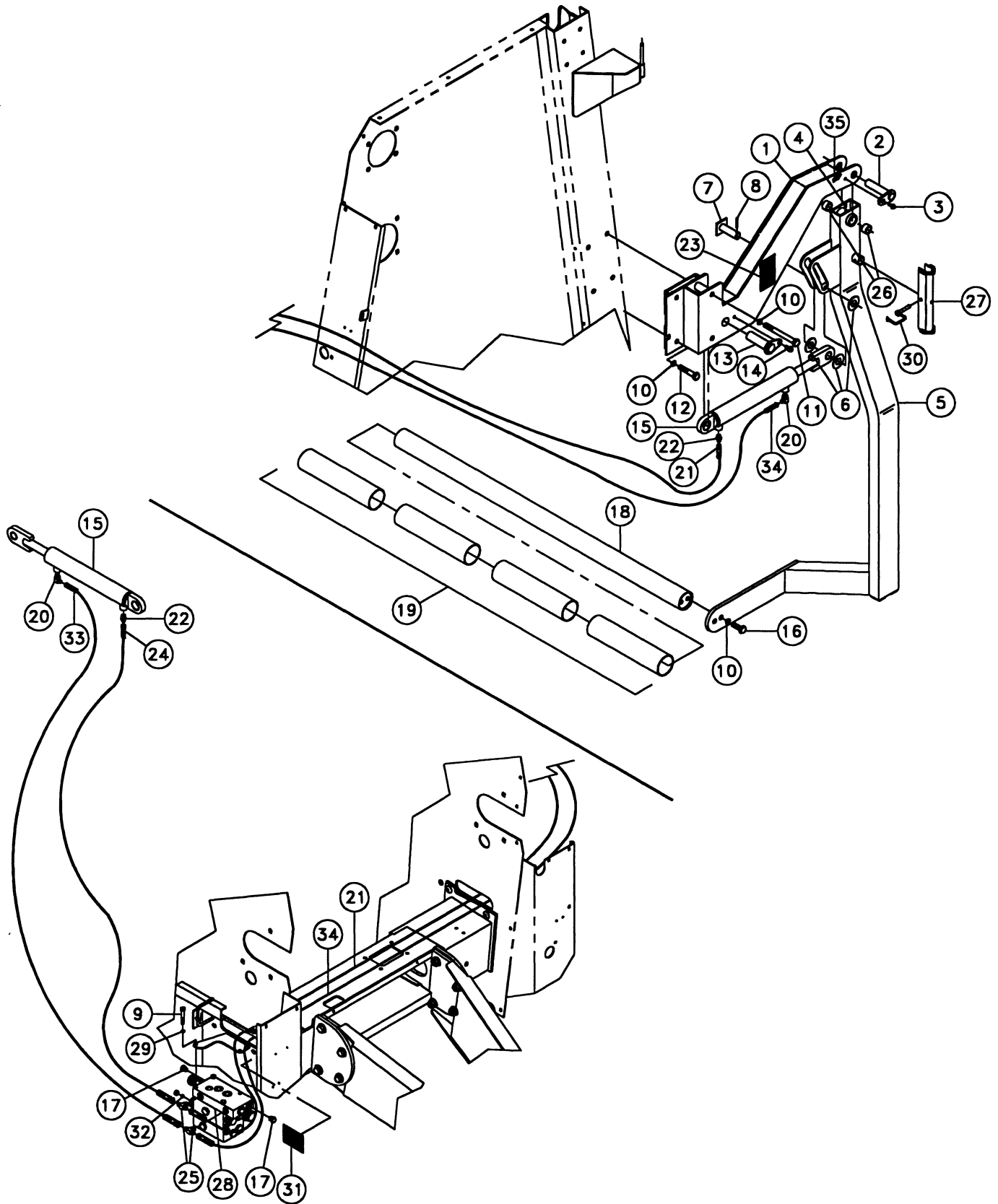


REF. NO.	PART NO.	DESCRIPTION	QTY		SERIAL NO.		REMARKS
			604	605	604	605	
1-30	1	212821-009	1	1			
1-30	2	500659-003	1	1			
1-30	3	206271-007	1	1			
1-30	4	506829-011	1	1			
1-30	5	240324-005	1	1			
1-30	6	506829-003	1	1			
1-30	7	507798-003	1	1			
1-30	8	507798-005	1	1			
1-30	9	507798-007	1	1			
1-30	10	507798-009	1	1			
1-30	11	507798-013	1	1			
1-30	12	507798-015	1	1			
1-30	13	507798-017	1	1			
1-30	14	506829-017	1	1			
1-30	15	506829-013	1	1			
	507799-001	VALVE-BALER TAILGATE/TENSION (INC. REF. 1-15)					

**THIS PAGE INTENTIONALLY LEFT BLANK**

BALE KICKER ASSEMBLY (OLD VERSION W/O SHUTOFF VALVE)

Figure 2-1





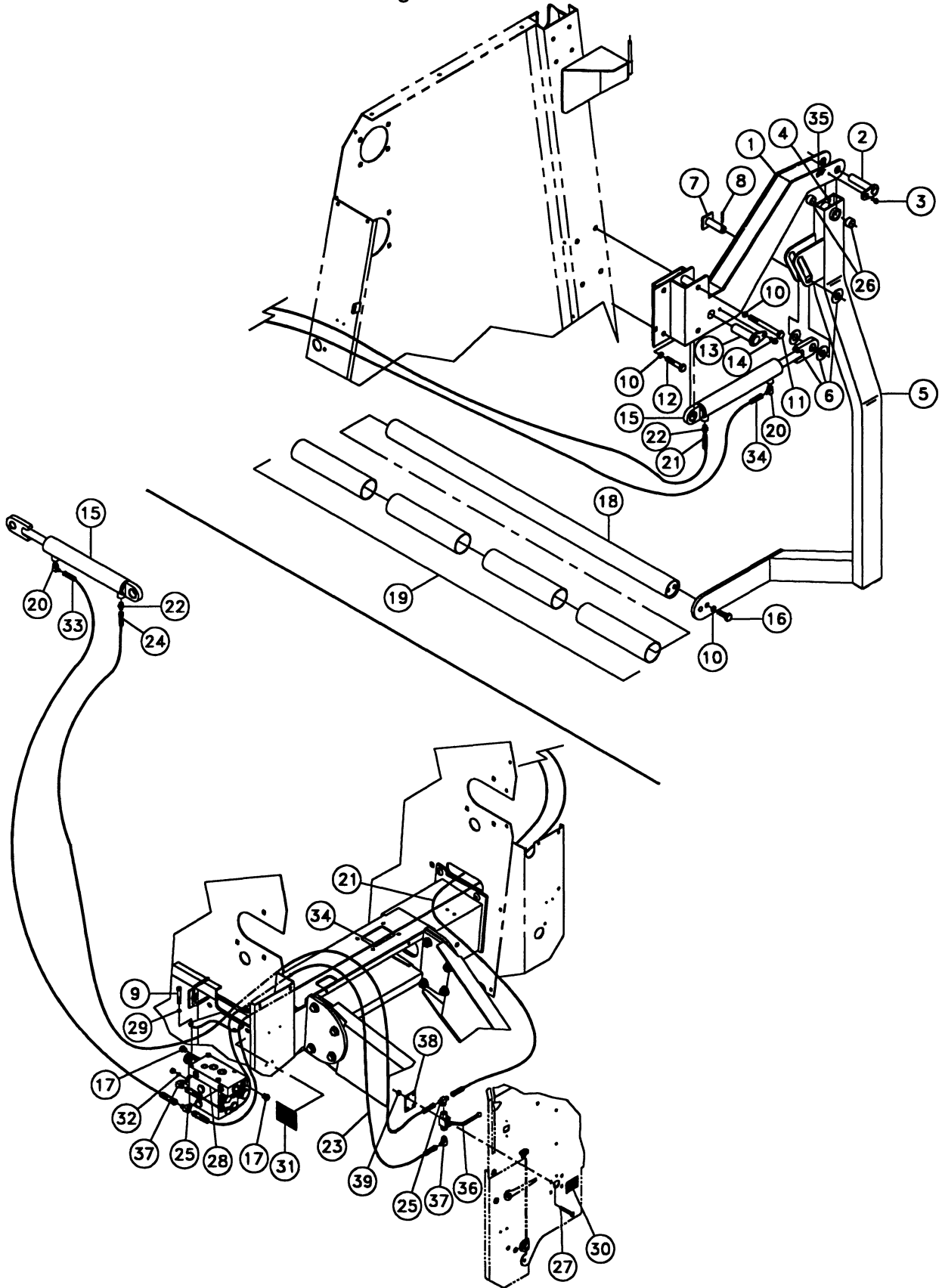
## BALE KICKER ASSEMBLY (OLD VERSION W/O SHUTOFF VALVE)

Figure 2-1

REF. NO.	PART NO.	DESCRIPTION	QTY.		SERIAL NO.		REMARKS
			604	605	604	605	
2-1	1	108300-001	MOUNT-KICKER	1	1		
		108300-002	MOUNT-KICKER	1	1		
2-1	2	103618-001	PIN-HAY SAVER WHEEL MOUNT	2	2		
2-1	3	510302-216	SCREW-TCTAP-.31-18X.75-GR2-YZ-1-HWH-U	2	2		
2-1	4	598-001	ZERK-1/4" NF ST GREASE	2	2		
2-1	5	501417-001	ARM-KICKER LEFT	1	1		
		501418-001	ARM-KICKER RIGHT	1	1		
2-1	6	510337-619	WASHER-FLATSTD-1.00-1.06X2.50-.15-YZ	A/R	A/R		
2-1	7	501422-001	PIN - 1 X 2.25	2	2		
2-1	8	510342-801	PIN - EXPANSION 1/4 X 1 1/2 ZY	2	2		
2-1	9	510302-026	SCREW-HCS-.38-16X2.75-GR5-YZ	4	4		
2-1	10	510335-715	WASHER-LOCK-.63-.65X1.08-.16-YZ	8	8		
2-1	11	510306-060	SCREW-HCS-.63-11X6.00-GR5-YZ	4	4		
2-1	12	510306-030	SCREW-HCS-.63-11X3.00-GR5-YZ	4	4		
2-1	13	108335-001	PIN-1 1/4X4	2	2		
2-1	14	510346-206	SCREW-FLGWZ-.38-16X.75-GR2-YZ	2	2		
2-1	15	108327-001	CYLINDER 2X13(BRDWN. FIG.2-3)	2	2		
2-1	16	510306-016	SCREW-HCS-.63-11X1.75-GR5-YZ	4	4		
2-1	17	5553-001	FITTING-PLUG-6MORB-HEX	2	2		
2-1	18	501416-001	TUBE-KICKER CROSS 4'	1	-		
		501415-001	TUBE-KICKER CROSS 5'	-	1		
2-1	19	501930-001	RND TUBE 3" PVC - 14.12	4	5		
2-1	20	57950-001	FITTING-6M X 4 JIC 90 DEG.	2	2		
2-1	21	53843-247	HOSE-1/4X142 4FS JIC 3000 PSI	1	-		
		53843-004	HOSE-1/4X158 4FS JIC 3000 PSI	-	1		
2-1	22	57968-001	6M O-RING 4M JIC STRAIGHT	2	2		
2-1	23	700IA-699	DECAL-BALE KICKER LOCK-LEFT	1	1		
		700IA-700	DECAL-BALE KICKER LOCK-RIGHT	1	1		
2-1	24	53843-711	HOSE-1/4X62 4FS JIC 3000 PSI	1	1		
2-1	25	81343-001	TEE-4M BCHX4M JICX4M JIC	2	2		
2-1	26	1835-001	BUSHING-STL. - 1 1/4 X 1 X 3/4	4	4		
2-1	27	502015-001	STOP-CYLINDER	2	2		
2-1	28	507508-001	VALVE-SEQUENCE-ADJUSTABLE PSI (BREAKDOWN FIG. 2-4)	1	1		
2-1	29	510335-707	WASHER-LOCK-.38-.39X.68-.09-YZ	4	4		
2-1	30	2109-003	PIN LOCKING-3/8" X 2 1/4"	2	2		
2-1	31	7000A-788	DECAL-KICKER ADJUSTMENT	1	1		
2-1	32	506831-001	VALVE-RESTRICTOR PLATE .095	1	1		
2-1	33	53843-207	HOSE-1/4 X 76 4FS JIC 3000 PSI	1	1		
2-1	34	53843-008	HOSE-1/4 X 149 4FS JIC 3000 PSI	1	-		
		53843-002	HOSE-1/4 X 163 4FS JIC 3000 PSI	-	1		
2-1	35	700IB-578	DECAL-GREASE ZERK LOCATION ARROW	4	4		

BALE KICKER ASSEMBLY (NEW VERSION W/SHUTOFF VALVE)

Figure 2-1



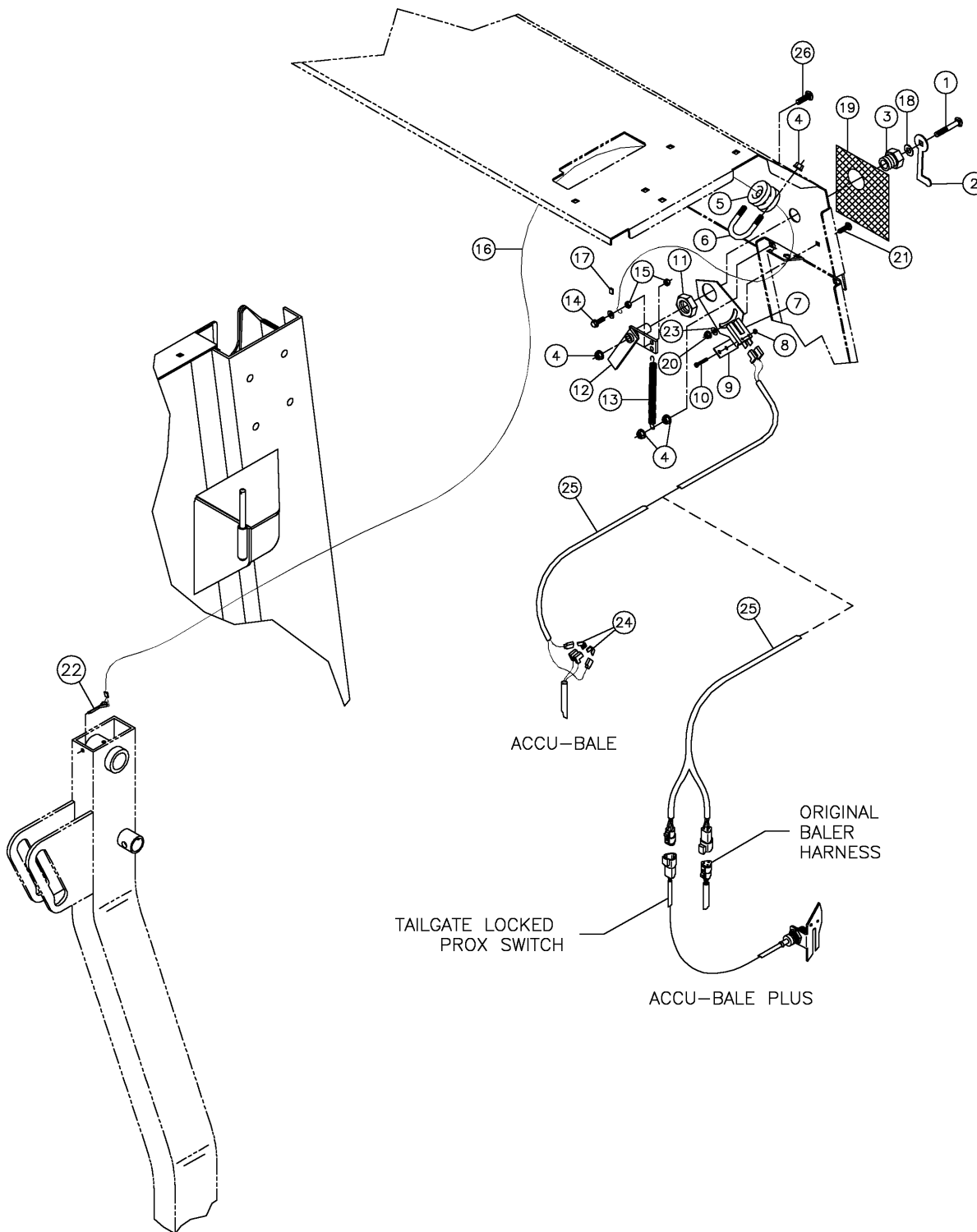
## BALE KICKER ASSEMBLY (NEW VERSION W/SHUTOFF VALVE)

Figure 2-1

REF. NO.	PART NO.	DESCRIPTION	QTY.		SERIAL NO.		REMARKS
			604	605	604	605	
2-1	1	108300-001	MOUNT-KICKER	1	1		
		108300-002	MOUNT-KICKER	1	1		
2-1	2	103618-001	PIN-HAY SAVER WHEEL MOUNT	2	2		
2-1	3	510302-216	SCREW-TCTAP-.31-18X.75-GR2-YZ-1-HWH-U	2	2		
2-1	4	598-001	ZERK-1/4" NF ST GREASE	2	2		
2-1	5	510500324	ARM-KICKER LEFT	1	1		
		510500325	ARM-KICKER RIGHT	1	1		
2-1	6	510337-619	WASHER-FLATSTD-1.00-1.06X2.50-.15-YZ	A/R	A/R		
2-1	7	501422-001	PIN - 1 X 2.25	2	2		
2-1	8	510342-801	PIN - EXPANSION 1/4 X 1 1/2 ZY	2	2		
2-1	9	510302-026	SCREW-HCS-.38-16X2.75-GR5-YZ	4	4		
2-1	10	510335-715	WASHER-LOCK-.63-.65X1.08-.16-YZ	8	8		
2-1	11	510306-060	SCREW-HCS-.63-11X6.00-GR5-YZ	4	4		
2-1	12	510306-030	SCREW-HCS-.63-11X3.00-GR5-YZ	4	4		
2-1	13	108335-001	PIN-1 1/4X4	2	2		
2-1	14	510346-206	SCREW-FLGWZ-.38-16X.75-GR2-YZ	2	2		
2-1	15	108327-001	CYLINDER 2X13(BRDWN. FIG.2-3)	2	2		
2-1	16	510306-016	SCREW-HCS-.63-11X1.75-GR5-YZ	4	4		
2-1	17	5553-001	FITTING-PLUG-6MORB-HEX	2	2		
2-1	18	501416-001	TUBE-KICKER CROSS 4'	1	-		
		501415-001	TUBE-KICKER CROSS 5'	-	1		
2-1	19	501930-001	RND TUBE 3" PVC - 14.12	4	5		
2-1	20	57950-001	FITTING-6M X 4 JIC 90 DEG.	2	2		
2-1	21	53843-203	HOSE-1/4X106 4FS JIC 3000 PSI	1	-		
		53843-205	HOSE-1/4X120 4FS JIC 3000 PSI	-	1		
2-1	22	57968-001	6M O-RING 4M JIC STRAIGHT	2	2		
2-1	23	53843-011	HOSE-1/4X42 4FS JIC 3000 PSI	1	1		
2-1	24	53843-203	HOSE-1/4X106 4FS JIC 3000 PSI	1	1		
2-1	25	81343-001	TEE-4M BCHX4M JICX4M JIC	2	2		
2-1	26	1835-001	BUSHING-STL. - 1 1/4 X 1 X 3/4	4	4		
2-1	27	510366-124	BOLT-CARG.-.31-18X2.50-GR5-YZ	4	4		
2-1	28	507508-001	VALVE-SEQUENCE-ADJUSTABLE PSI (BREAKDOWN FIG. 2-4)	1	1		
2-1	29	510335-707	WASHER-LOCK-.38-.39X.68-.09-YZ	4	4		
2-1	30	700IB-574	DECAL-KICKER SHUTOFF VALVE	1	1		
2-1	31	7000A-788	DECAL-KICKER ADJUSTMENT	1	1		
2-1	32	506831-001	VALVE-RESTRICTOR PLATE .095	1	1		
2-1	33	53843-207	HOSE-1/4 X 76 4FS JIC 3000 PSI	1	1		
2-1	34	53843-008	HOSE-1/4 X 149 4FS JIC 3000 PSI	1	-		
		53843-002	HOSE-1/4 X 163 4FS JIC 3000 PSI	-	1		
2-1	35	700IB-578	DECAL-GREASE ZERK LOCATION ARROW	2	2		
2-1	36	509810-001	VALVE-BALL	1	1		
2-1	37	59423-001	FITTING-4M JICX4M ADJ. 90 DEG. ELBOW	2	2		
2-1	38	509814-001	PLATE-KICKER VALVE MOUNT	1	1		
2-1	39	510314-401	NUT-HEXFLGL-.31-18-GR2-YZ	4	4		

### KICKER INDICATOR ASSEMBLY

Figure 2-2



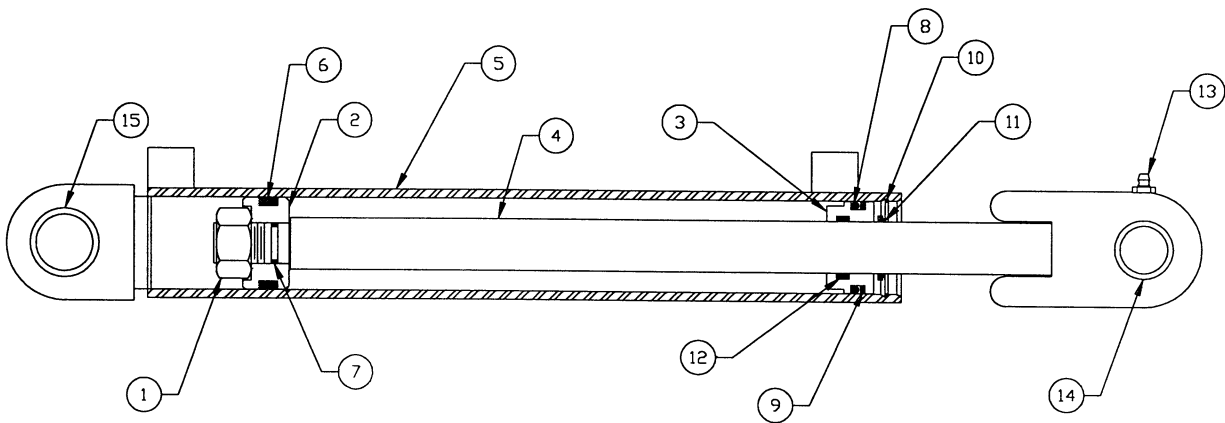
## KICKER INDICATOR ASSEMBLY

Figure 2-2

REF. NO.	PART NO.	DESCRIPTION	QTY.		SERIAL NO.		REMARKS	
			604	605	604	605		
2-2	1	510366-124	BOLT-CARG-5/16-18X2 1/2 GR5-YZ	1	1			
2-2	2	108428-001	INDICATOR-KICKER POSITION	1	1			
2-2	3	103604-001	BUSHING-REDUCER	1	1			
2-2	4	510352-507	NUT-SM FLG TL - .31-18-G-YZ	6	6			
2-2	5	90196-001	INSULATOR-PORCELIN 1/2ID	2	2			
2-2	6	559-001	U-BOLT-15/16"-18	1	1			
2-2	7	68766-001	SWITCH-MAGNETIC REED	1	1			
2-2	8	510368-453	NUT-NYLOCK-8-32-GR2-YZ	2	2			
2-2	9	500067-001	MOUNT-KICKER SWITCH	1	1			
2-2	10	510369-013	SCREW-MCH-8-32X1.25-GR2-YZ-HEX-SLTD	2	2			
2-2	11	103606-001	BULKHEAD NUT#10	1	1			
2-2	12	500064-001	KICKER INDICATOR	1	1			
2-2	13	1789-007	SPRING-EXT.#106 4 1/2"OA	1	1			
2-2	14	510300-012	SCREW-FLGWZ-.25-20X1.25-GR2-YZ	1	1			
2-2	15	510313-301	NUT-HEX-.25-20-GR2-YZ	4	4			
2-2	16	500357-001	CABLE-KICKER INDICATOR	1	1			
2-2	17	1838-001	CONNECTOR-WIRE	1	1			
2-2	18	510337-607	WASHER-FLATSTD-.38-.44X1.00-.08-YZ	1	1			
2-2	19	700IA-372	DECAL-KICKER	1	1			
2-2	20	510313-401	NUT-HEXFLGL-.25-20-GR2-YZ	1	1			
2-2	21	510308-156	BOLT-CARG-.25-20X.75-GR5-YZ	1	1			
2-2	22	510338-821	COTTER PIN-3/16" X 1" - YZ	1	1			
2-2	23	510337-603	WASHER-FLATSTD-.25-.31X.75-.07-YZ	2	2			
2-2	24	4725-001	ADAPTER-WIRE	2	2			
2-2	25	501679-001	WIRE ASSY-KICKER	1	1	101-999	101-999	FOR ACCU-BALE
		510500-310	HARNESS-KICKER W/ACCU-BALE PLUS	1	1	1000&UP	1000&UP	FOR ACCU-BALE PLUS
2-2	26	510366-110	BOLT-CARG-.31-18 X 1.00 GR5-YZ	1	1			

HYDRAULIC CYLINDER COMPONENTS - 2" X 13"

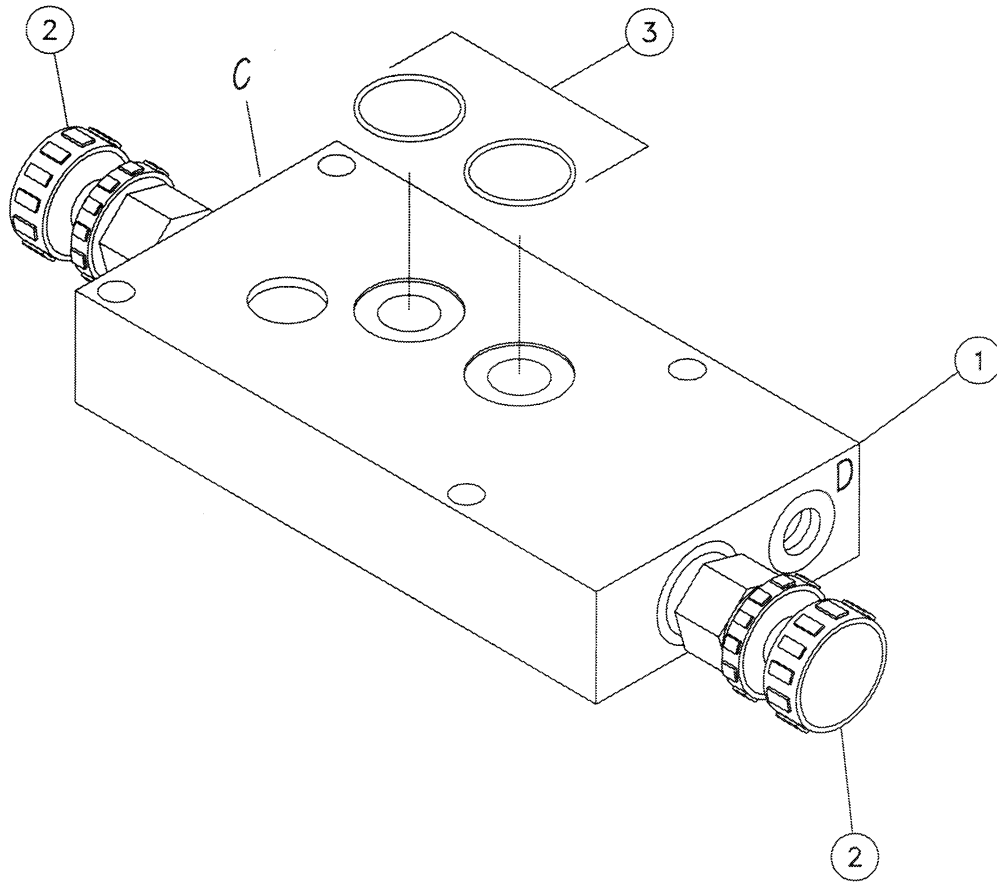
Figure 2-3



REF. NO.	PART NO.	DESCRIPTION	QTY.		SERIAL NO.		REMARKS
			604	605	604	605	
2-3	1	330-011	NUT-7/8-14 NF SLTL GR.C	1	1		
2-3	2	53167-001	PISTON-CYLINDER	1	-		
2-3	3	53168-001	GLAND-CYLINDER	-	1		
2-3	4	108324-001	ROD-CYLINDER PISTON	2	2		
2-3	5	108326-001	BODY-CYLINDER	4	4		
2-3	6	52919-001	UNI-RING #12G-200120-375	2	2		
2-3	7	20383-001	O-RING				
2-3	8	51181-001	O-RING #326	1	1		
2-3	9	52920-001	BACK-UP WASHER #19-326	4	4		
2-3	10	602-200	SNAP RING-INT. N5000-200	2	2		
2-3	11	19512-001	WIPER	1	1		
2-3	12	19511-001	ROD SEAL	1	1		
2-3	13	26687-001	ZERK-1743B STEW WARN PRESS IN	3	-		
2-3	14	1835-001	BUSHING-STL.-1 1/4" X 1" X 3/4"	-	3		
2-3	15	1835-055	BUSHING-STL.-1 1/2" X 1 1/4" X 3/4"	1	-		
				-	1		
	108327-001	CYLINDER ASSY.(INC. REF.1-15)					
	80640-001	SEAL KIT-(INC. REF.6-12)					

HYDRAULIC SEQUENCE VALVE COMPONENTS

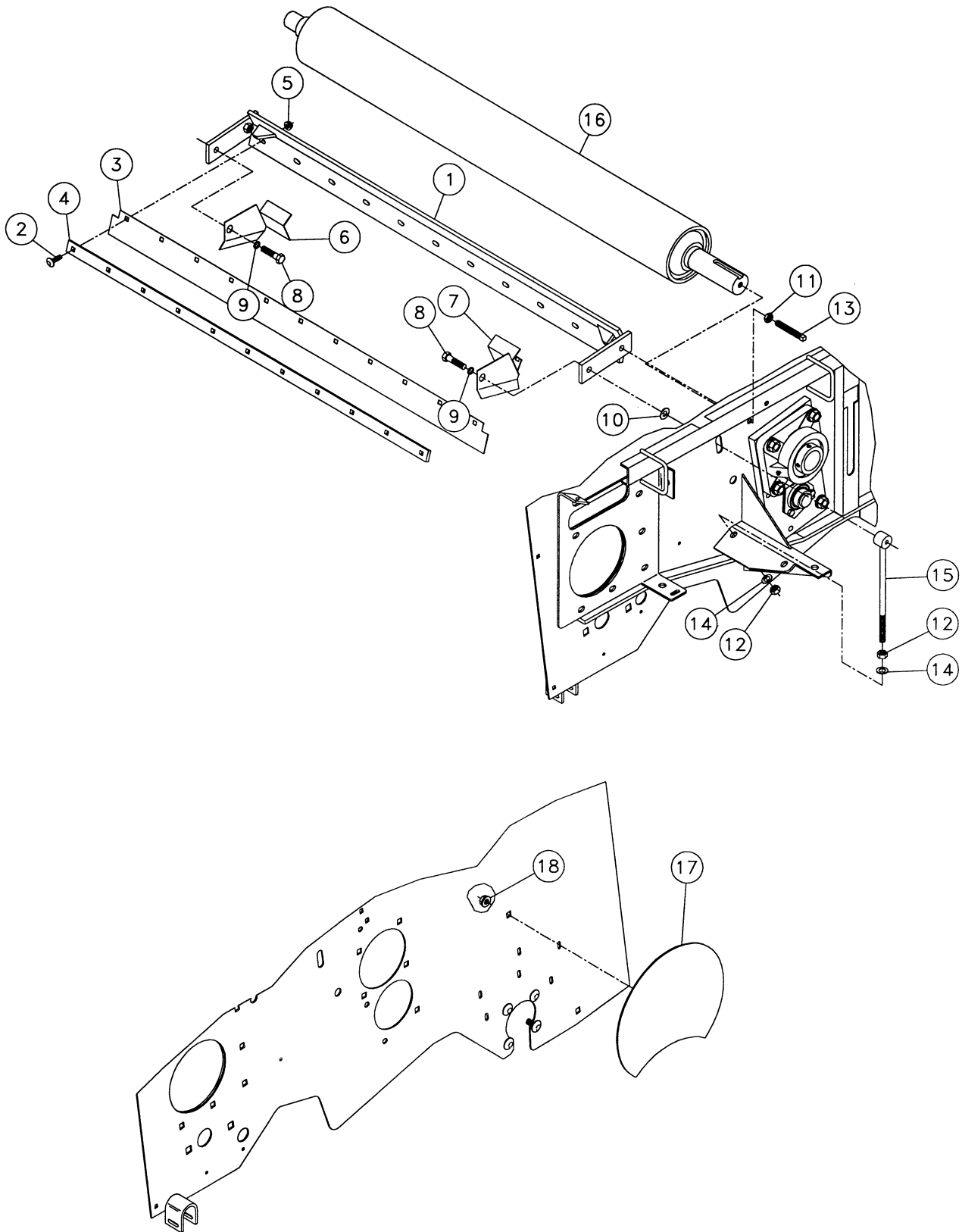
Figure 2-4



REF. NO.	PART NO.	DESCRIPTION	QTY.		SERIAL NO.		REMARKS
			604	605	604	605	
2-4	1	500031-003	1	1			
2-4	2	507508-005	2	2			
		234691-007	2	2			
2-4	3	108362-009	2	2			
	507508-001	VALVE-SEQUENCE-ADJUSTABLE PSI (INC. REF. 1-3)					

SILAGE KNIFE/HARDENED ROLLER ASSEMBLY

Figure 3-1





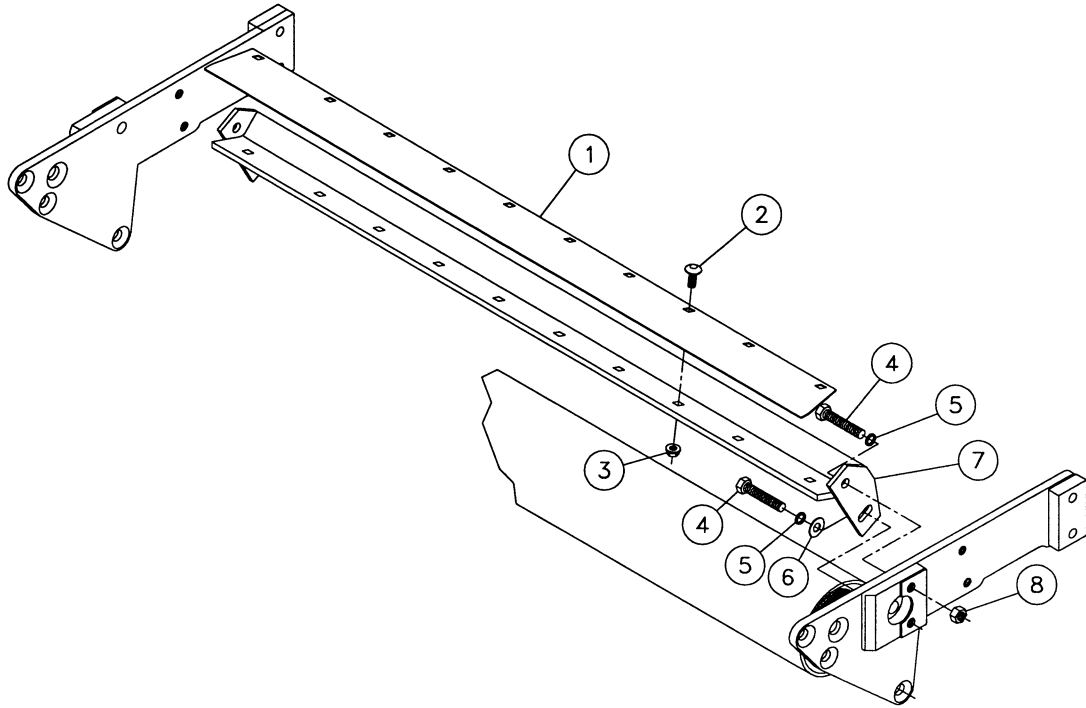
## SILAGE KNIFE/HARDENED ROLLER ASSEMBLY

Figure 3-1

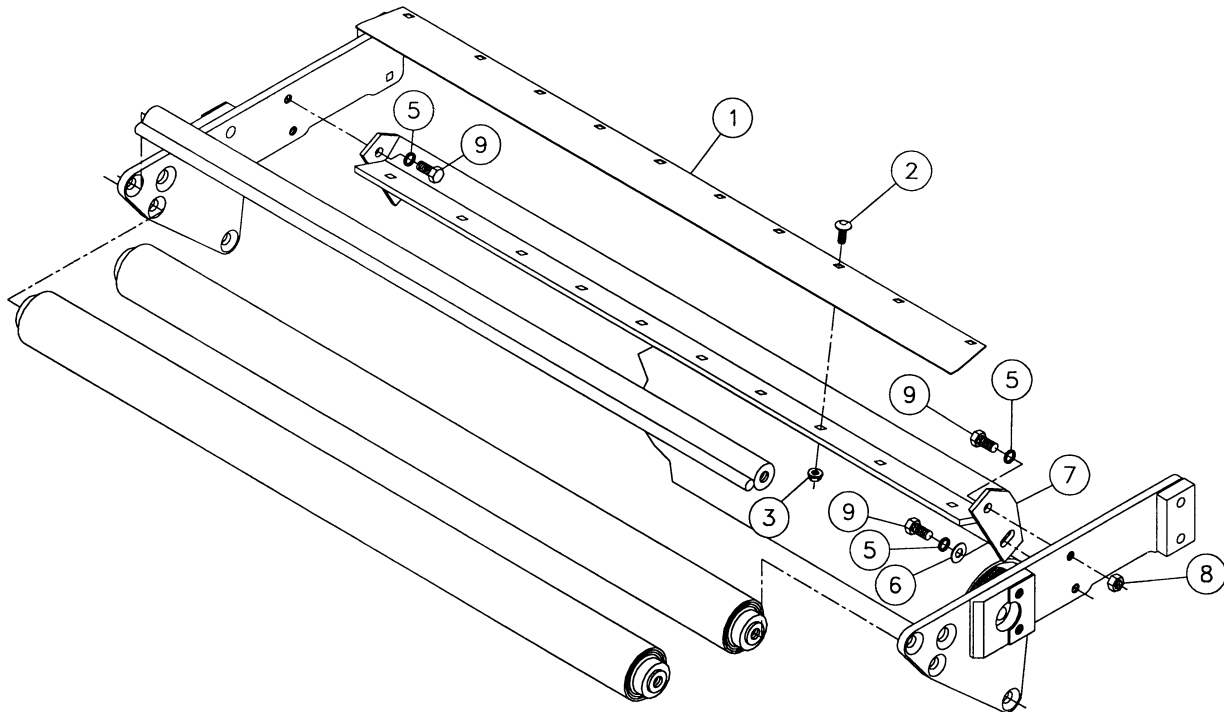
REF. NO.	PART NO.	DESCRIPTION	QTY		SERIAL NO.		REMARKS
			604	605	604	605	
3-1	1	90562-001	MOUNT-SILAGE KNIFE	1	-		
		500203-001	MOUNT-SILAGE KNIFE 5'	-	1		
3-1	2	510308-112	BOLT-CARG-.38-16X1.25-GR5-YZ	11	13		
3-1	3	86586-001	BLADE-SCRAPER (WIDE)	1	-		
		501456-001	BLADE-SCRAPER (WIDE)	-	1		
3-1	4	86816-001	CLAMP-KNIFE	1	-		
		500206-001	CLAMP-KNIFE	-	1		
3-1	5	510352-503	NUT-SMFLGTL-.38-16-G-YZ	11	13		
3-1	6	101495-002	LOWER DRIVE ROLLER SHIELD	1	1		
3-1	7	101495-001	LOWER DRIVE ROLLER SHIELD	1	1		
3-1	8	510304-020	SCREW-HCS-.50-13X2.00-GR5-YZ	2	2		
3-1	9	510335-711	WASHER-LOCK-.50-.52X.87-.13-YZ	2	2		
3-1	10	510337-611	WASHER-FLATSTD-.50-.56X1.38-.11-YZ	8	8		
3-1	11	510317-311	NUT-HEXJAM-.50-13-GR2-YZ	2	2		
3-1	12	510317-301	NUT-HEX-.50-13-GR2-YZ	4	4		
3-1	13	510365-813	SCREW-SQSET-.50-13X3.00-GR5-YZ	2	2		
3-1	14	127362-001	WASHER-1/2 FLT HARDENED PLTD	4	4		
3-1	15	501239-001	BOLT-PUSH	2	2		
3-1	16	501235-001	ROLLER-LOWER DRIVE HARDENED 4'	1	-		
		501236-001	ROLLER-LOWER DRIVE HARDENED 5'	-	1		
3-1	17	82365-001	RESTRICTOR-BALE	2	2		
3-1	18	510352-501	NUT-SMFLGCTRLOCK-.50-13-G-YZ	2	2		

SCRAPER BLADE ASSEMBLY - LOWER FRAME

Figure 3-2



BALER W/O NETWRAP



BALER W/NETWRAP

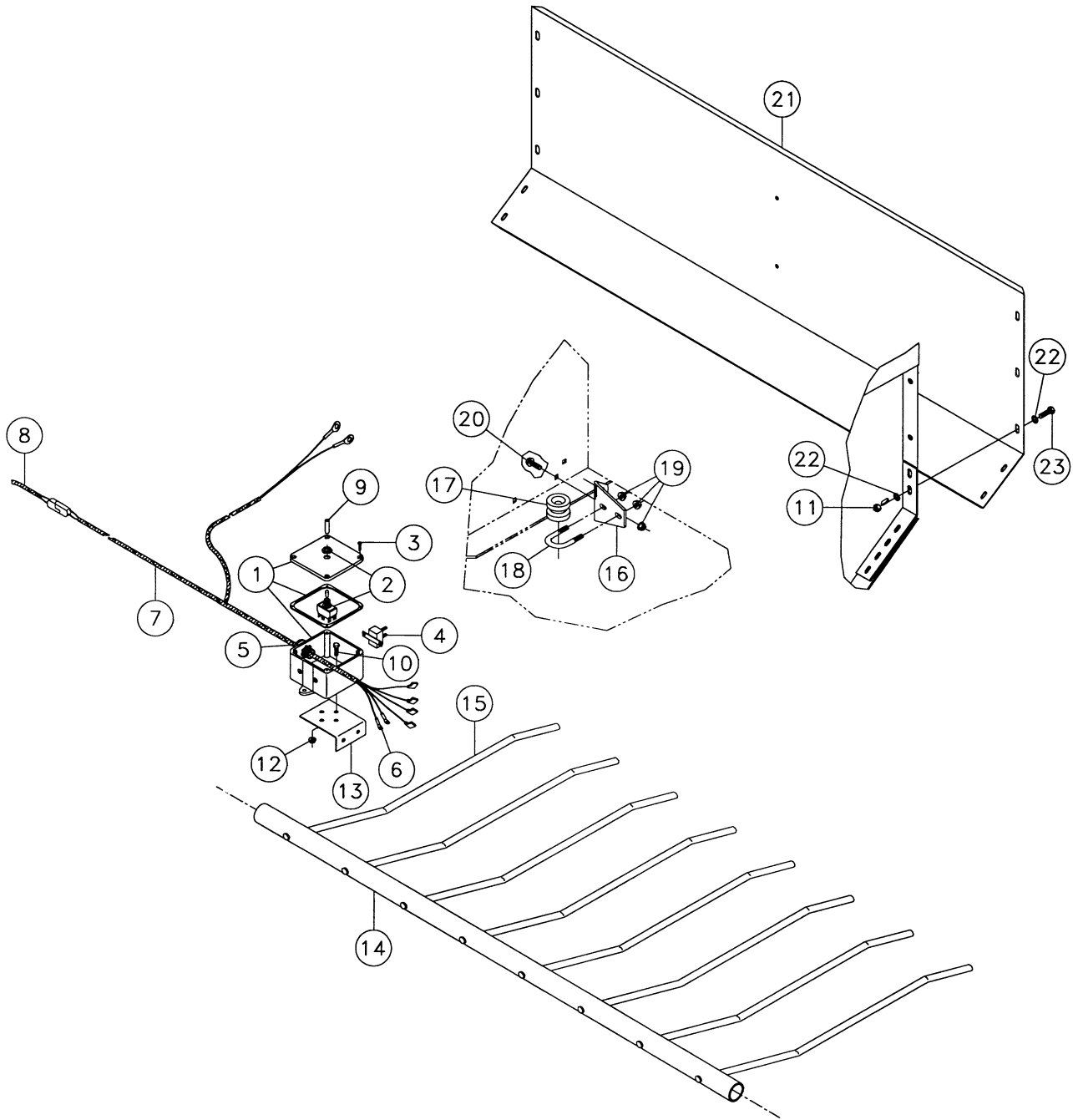
## SCRAPER BLADE ASSEMBLY - LOWER FRAME

Figure 3-2

REF. NO.	PART NO.	DESCRIPTION	QTY		SERIAL NO.		REMARKS
			604	605	604	605	
3-2 1	86587-001	SCRAPER BLADE-NARROW	1	-			
	131737-001	SCRAPER BLADE-NARROW	-	1			
3-2 2	510308-110	BOLT-CARG-.38-16X1.00-GR5-YZ	10	13			
3-2 3	510352-503	NUT-SMFLGTL-.38-16-G-YZ	10	13			
3-2 4	510375-024	SCREW-HCS-.50-13X2.50-GR5-YZ-FT	4	4			
3-2 5	510335-711	WASHER-LOCK-.50-.52X.87-.13-YZ	4	4			
3-2 6	510337-611	WASHER-FLATSTD-.50-.56X1.38-.11-YZ	2	2			
3-2 7	111188-001	MOUNT-END IDLER SCRAPER	1	-			
	131739-001	MOUNT-END IDLER SCRAPER	-	1			
3-2 8	510317-301	NUT-HEX-.50-13-GR2-YZ	4	4			
3-2 9	510304-010	SCREW-HCS-.50-13X1.00-GR5-YZ	4	4			

MANUAL ELECTRIC TWINE TIE ASSEMBLY

Figure 4-1



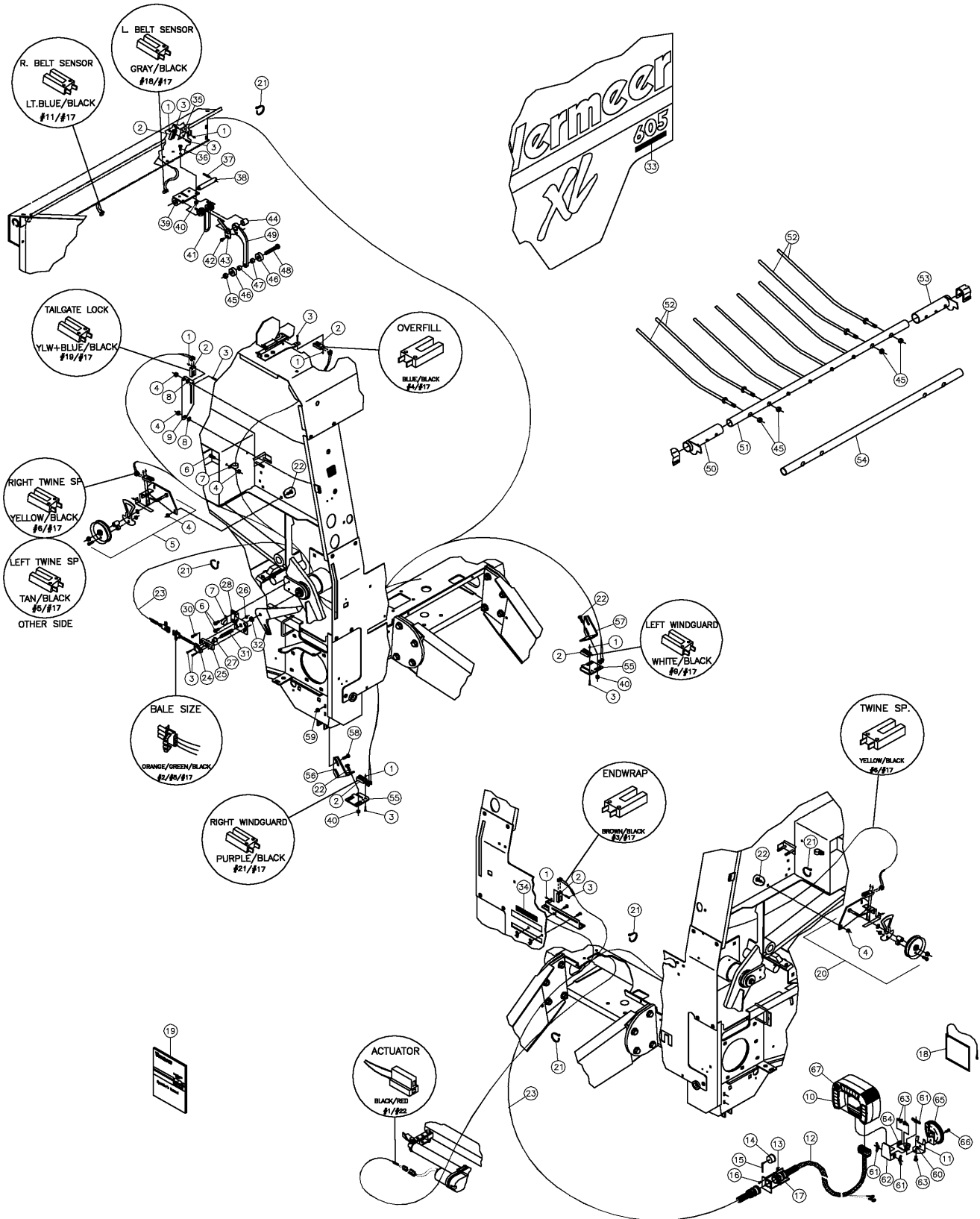
## MANUAL ELECTRIC TWINE TIE ASSEMBLY

Figure 4-1

REF. NO.	PART NO.	DESCRIPTION	QTY		SERIAL NO.		REMARKS
			604	605	604	605	
4-1	1	75976-009	BOX-SWITCH	1	1		
4-1	2	11186-001	SWITCH	1	1		
4-1	3	28937-001	SCREW-#6 X 1/4"	4	4		
4-1	4	64075-001	BREAKER	1	1		
4-1	5	20922-001	CONNECTOR	1	1		
4-1	6	75976-007	POWER LEAD	1	1		
4-1	7	75976-005	HARNESS-TRACTOR	1	1		
4-1	8	75976-003	HARNESS BALER	1	1		
		75976-001	HARNESS-TWINE TIE WIRING (INC. REF.1-8)	1	1		
4-1	9	4247-011	HOSE-3/16 LP - 2"	1	1		
4-1	10	510300-006	SCREW-HCS-.25-20X.75-GR5-YZ	4	4		
4-1	11	510314-501	NUT-TLHEX-.31-18-A-YZ	10	10		
4-1	12	510313-401	NUT-HEXFLGL-.25-20-GR2-YZ	18	18		
4-1	13	76174-001	BRACKET-SWITCH BOX MOUNT	1	1		
4-1	14	109397-001	WINDGUARD WELDMENT, 4'	1	-		
		103671-001	WINDGUARD WELDMENT, 5'	-	1		
4-1	15	127296-001	TINE - WINDGUARD	A/R	A/R		
4-1	16	507945-001	MOUNT-TWINE TIE WIRING	1	1		
4-1	17	90196-001	INSULATOR-PORCELIN 1/2 ID	2	2		
4-1	18	559-001	U-BOLT - 5/16-18	2	2		
4-1	19	510352-507	NUT-SMFLGTL-.31-18-G-YZ	4	4		
4-1	20	510308-106	BOLT-CARG-.31-18X.75-GR5-YZ	4	4		
4-1	21	79925-001	SHIELD - REAR 4'	1	-		
		86244-001	SHIELD - REAR 5'	-	1		
4-1	22	235714-001	WASHER-FLTSAE-.31-.34X.69-.06-YZ	20	20		
4-1	23	510301-010	SCREW-HCS-.31-18X1.00-GR5-YZ	10	10		

ACCU-BALE ASSEMBLY (SER. NO. 101-999)

Figure 4-2



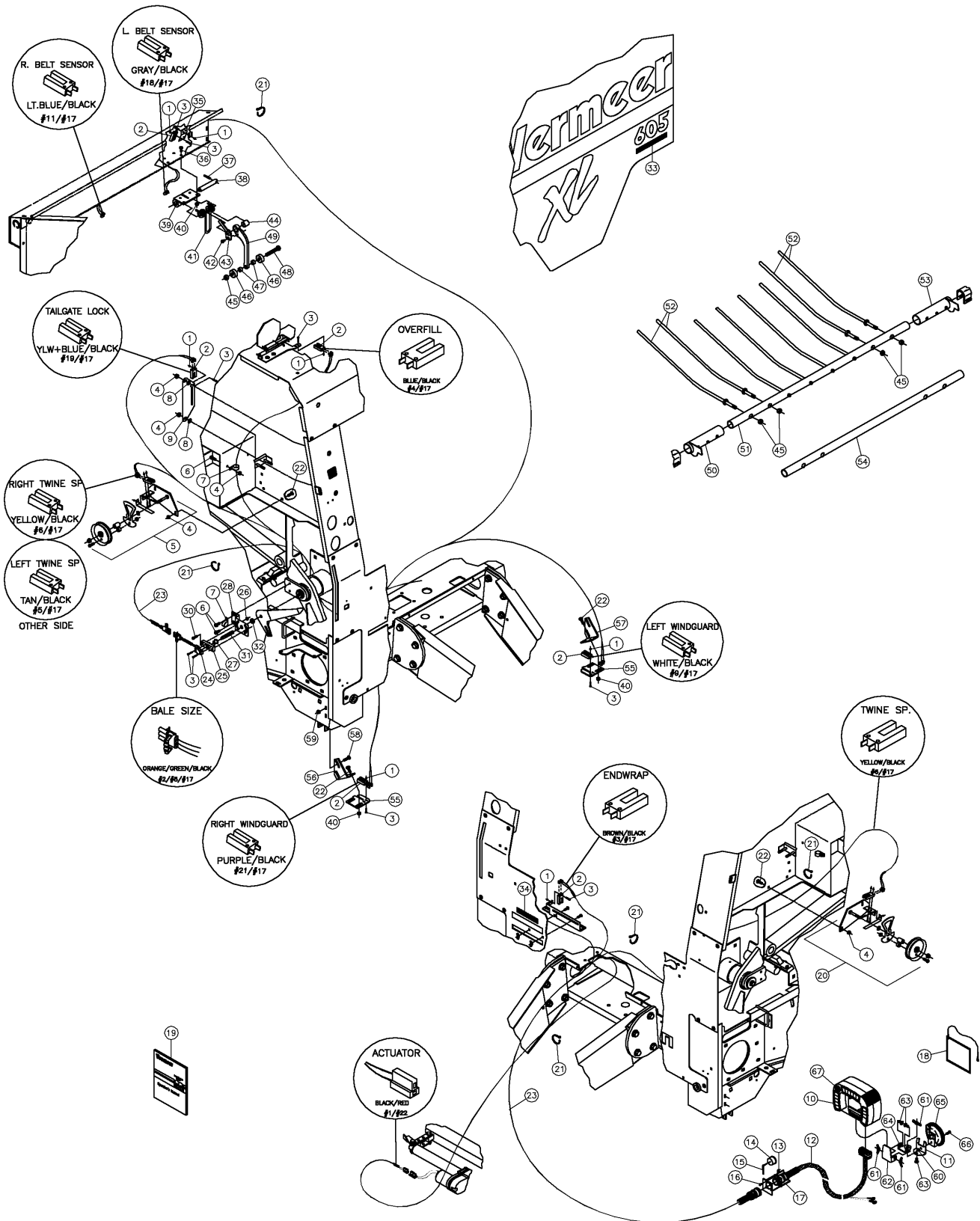
## ACCU-BALE ASSEMBLY (SER. NO. 101-999)

Figure 4-2

REF. NO.	PART NO.	DESCRIPTION	QTY.		SERIAL NO.		REMARKS
			604	605	604	605	
4-2	1	510368-453	NUT-NYLOCK-8-32-GR2-YZ	18	18		
4-2	2	68766-001	SWITCH-MAGNETIC REED	7	7		
4-2	3	510369-011	SCREW-MCH-8-32X1.00-GR2-YZ-HEX-SLT	20	20		
4-2	4	510352-507	NUT-SMFLGTL-.31-18-G-YZ	4	4		
4-2	5	509535-001	ASSEMBLY-SENSOR, TWINE SPEED-R	1	1		
4-2	6	510377-006	SCREW-HCS-.31-18X.75-GR8-YZ-SP	3	3		
4-2	7	2595-001	HOSE CLAMP-TS7FR 1/2"	2	2		
4-2	8	510337-605	WASHER-FLTSTD-.31-.38X.88-.08-YZ	2	2		
4-2	9	509599-001	MOUNT-SWITCH, SLIDE INDICATOR	1	1		
4-2	10	502000-001	ACCU-BALE MONITOR	1	1		
4-2	11	508827-001	MOUNT-MONITOR SUCTION CUP	1	1		
4-2	12	502028-001	ACCU-BALE HARNESS-TRACTOR	1	1		
4-2	13	510368-451	NUT-NYLOCK-6-32-GR2-YZ	4	4		
4-2	14	79464-001	CAP-1 7/16" #EC-23	1	1		
4-2	15	69277-005	CHAIN-16GA-.9 1/2" (LOAD LIM. 10)	1	1		
4-2	16	510369-001	SCREW-MCH-6-32X.50-GR2-YZ-HEX-SLT	4	4		
4-2	17	69794-001	MOUNT-PLUG	1	1		
4-2	18	507441-001	ACCU-BALE EASY REFERENCE ASSY	1	1		
4-2	19	105400-R04	ACCU-TIE BALE MONITOR OM	1	1		
4-2	20	507943-001	ASSEMBLY-SENSOR, TWINE SPEED-L (BREAKDOWN FIG. 4-4)	1	1		
4-2	21	59634-001	NYTIE-8"	10	10		
4-2	22	510308-106	BOLT-CARG-.31-18X.75-GR5-YZ	8	8		
4-2	23	509067-001	HARNESS - ACCU-BALE - BALER	1	1		
4-2	24	509066-001	POTENTIOMETER-ROTARY W/WTHR PACK	1	1		
4-2	25	502137-001	MOUNT-BALE SIZE ROTARY POT.	1	1		
4-2	26	510313-401	NUT-HEXFLGL-.25-20-GR2-YZ	4	4		
4-2	27	209-015	NYLINER-8L5 1/2F	1	1		
4-2	28	509775-001	MOUNT-ROTARY POTENTIOMETER 600XL	1	1		
4-2	29	510352-501	NUT-SMFLGCTRLOCK-.50-13-G-YZ	2	2		
4-2	30	510300-010	SCREW-HCS-.25-20X1.00-GR5-YZ	2	2		
4-2	31	509776-001	SHAFT-POTENTIOMETER DRIVE	1	1		
4-2	32	510317-311	NUT-HEXJAM-.50-13-GR2-YZ	1	1		
4-2	33	7000B-043	DECAL-MODEL W/ACCU-BALE	2	2		
4-2	34	7000B-050	DECAL-ACCU-BALE	1	1		
4-2	35	501427-001	MOUNT-SWITCH	2	2		
4-2	36	510301-010	SCREW-HCS-.31-18X1.00-GR5-YZ	4	4		
4-2	37	510342-801	PIN-EXPANSION 1/4 X 1 1/2 YZ	2	2		
4-2	38	501428-001	PIN-SENSOR	2	2		
4-2	39	501426-001	PIVOT-SENSOR	2	2		
4-2	40	510314-401	NUT-HEXFLGL-.31-18-GR2-YZ	16	16		
4-2	41	507433-001	SPRING-TORSION-2.88X4.75	2	2		
4-2	42	510344-204	SCREW-FLGWZ-.25-20X.50-GR2-YZ	2	2		
4-2	43	502001-001	FLAG-BELT SENSOR	2	2		
4-2	44	507430-001	BUSHING-BRONZE-.753IDX1.003OD-1.00	2	2		
4-2	45	510317-501	NUT-TLHEX-.50-13-B-YZ	6	6		
4-2	46	1732-003	BEARING-#202KRR7 FAFNIR	4	4		
4-2	47	1073-079	TUBING-RND.3/4ODX11GA.-.44"	4	4		
4-2	48	510304-030	SCREW-HCS-.50-13X3.00-GR5-YZ	2	2		
4-2	49	501443-001	ARM-SENSOR	2	2		
4-2	50	502012-001	PIVOT-SPLIT WINDGUARD RH	1	1		
4-2	51	502007-001	WINDGUARD-CENTER SECTION 4'	1	-		
		502008-001	WINDGUARD-CENTER SECTION 5'	-	1		
		502013-001	TINE-WINDGUARD SINGLE	4	4		
4-2	53	502011-001	PIVOT-SPLIT WINDGUARD LH	1	1		
4-2	54	507803-001	TUBE-WINDGUARD 4' (OPTIONAL)	1	-		
		507804-001	TUBE-WINDGUARD 5' (OPTIONAL)	-	1		
4-2	55	502003-001	MOUNT-WINDGUARD SWITCH	2	2		
4-2	56	502035-001	BRACKET-WG SWITCH MOUNT RH	1	1		
4-2	57	502022-001	BRACKET-WG SWITCH MOUNT LH	1	1		

ACCU-BALE ASSEMBLY (CONT.) (SER. NO. 101-999)

Figure 4-2





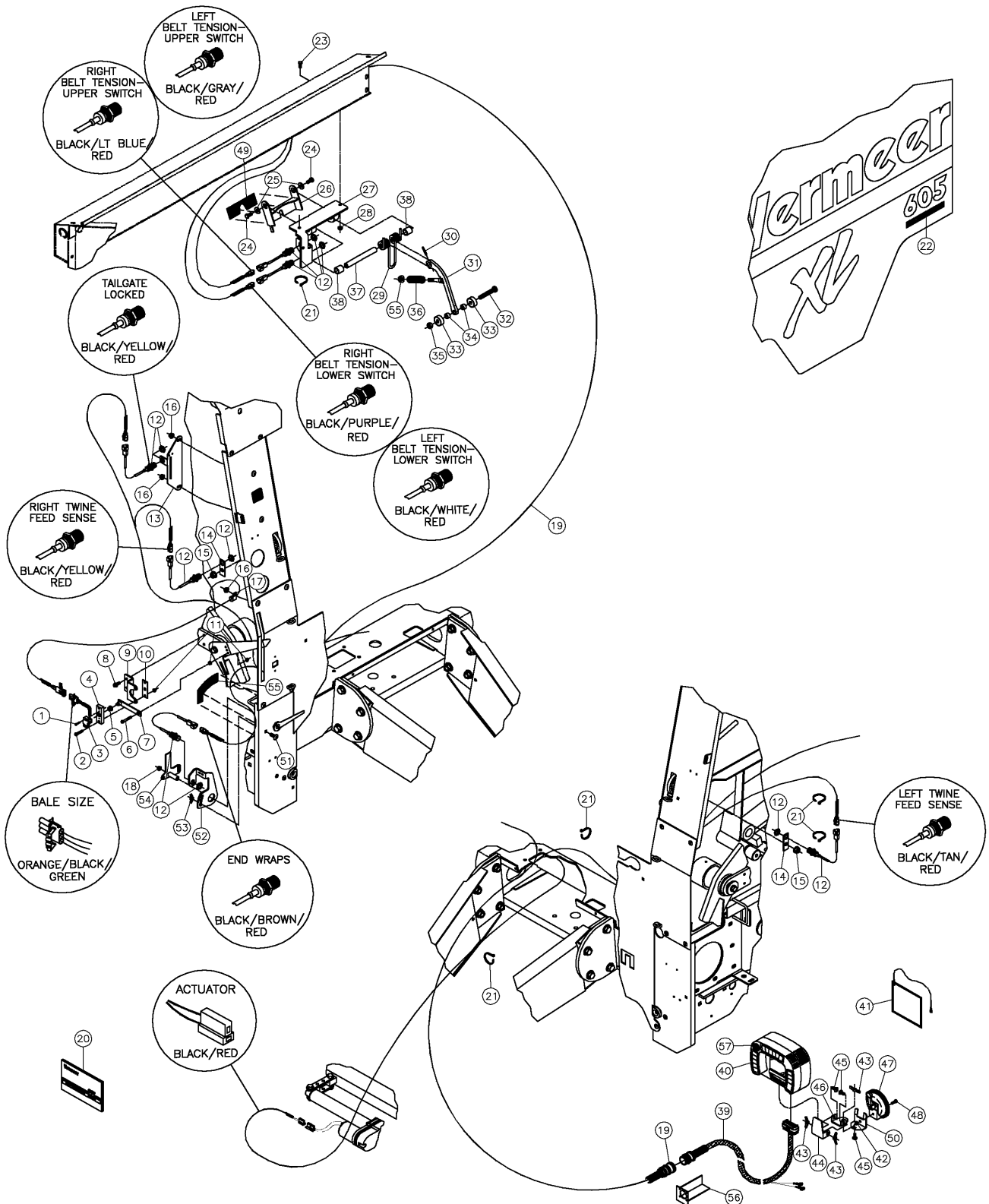
## ACCU-BALE ASSEMBLY (CONT.) (SER. NO. 101-999)

Figure 4-2

REF. NO.	PART NO.	DESCRIPTION	QTY.		SERIAL NO.		REMARKS
			604	605	604	605	
4-2	58	510308-110	BOLT-CARG-.38-16X1.00-GR5-YZ	4	4		
4-2	59	510352-503	NUT-SMFLGTL-.38-16-G-YZ	2	2		
4-2	60	510313-401	NUT-HEXFLGL-.25-20 GR2-YZ	1	1		
4-2	61	510367-553	NUT-WING-.31-18-GR2-YZ	3	3		
4-2	62	502037-001	MOUNT-MONITOR SWIVEL WEDGE	1	1		
4-2	63	510308-104	BOLT-CARG-.31-18X.50-GR5-YZ	3	3		
4-2	64	502036-001	PLATE-PIVOT MOUNT	1	1		
4-2	65	510500-017	SUCTION CUP	1	1		
4-2	66	510300-006	HCS-.25-20X.75 GR5-YZ	1	1		
4-2	67	99552-003	AUDIO ALARM	1	1		

ACCU-BALE PLUS ASSEMBLY (SER. NO. 1000 & UP)

Figure 4-2



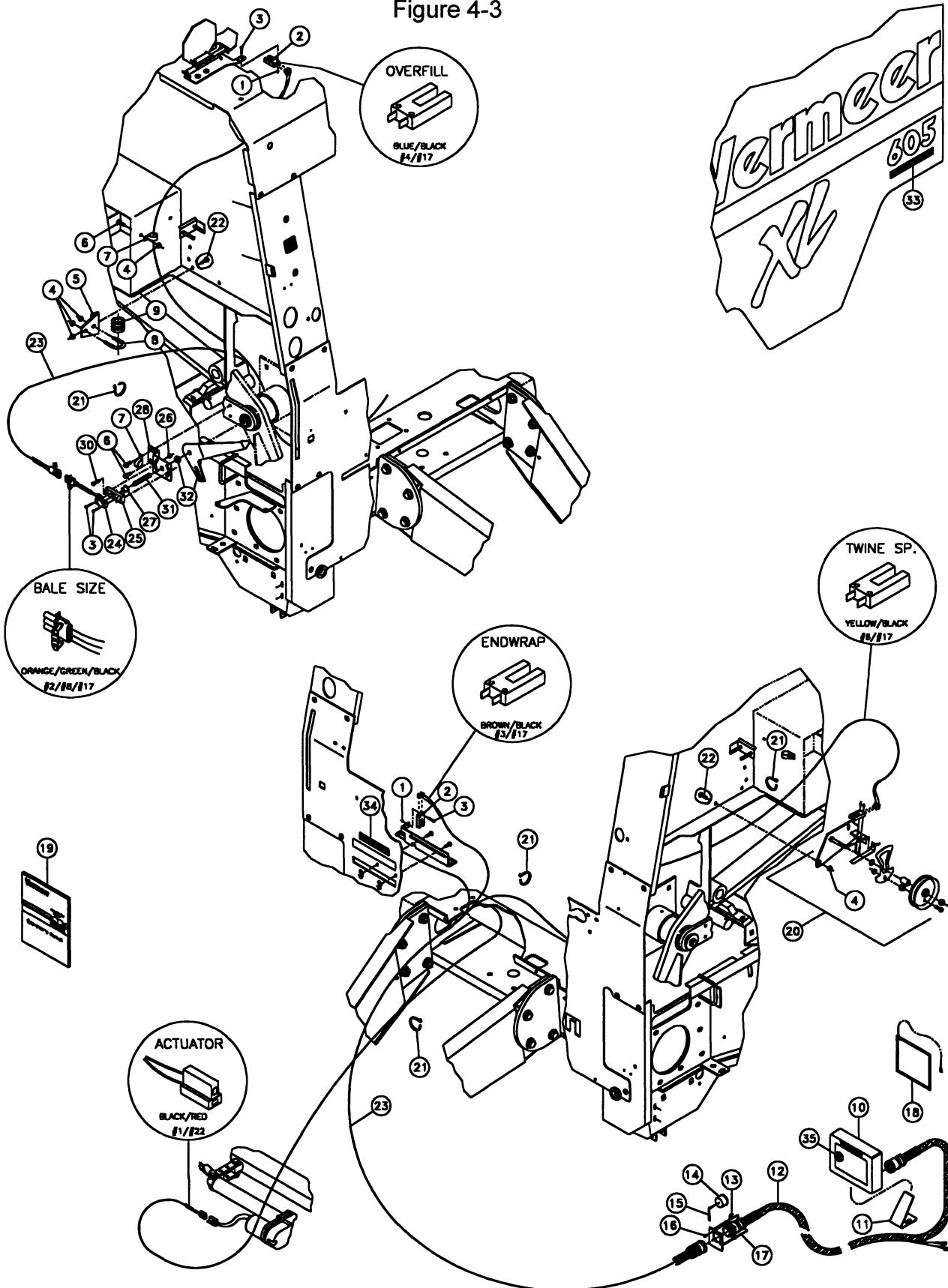
## ACCU-BALE PLUS ASSEMBLY (SER. NO. 1000 &amp; UP)

Figure 4-2

REF. NO.	PART NO.	DESCRIPTION	QTY.		SERIAL NO.		REMARKS
			604	605	604	605	
4-2	1	510349-206	SCREW-MCH-8-32X.75-GR2-YZ-RND-SLTD	2	2		
4-2	2	510300-012	SCREW-HCS-.25-20X1.25-GR5-YZ	2	2		
4-2	3	509066-001	POTENTIOMETER-ROTARY W/WTHR PACK	1	1		
4-2	4	502137-001	MOUNT-BALE SIZE ROTARY POT.	1	1		
4-2	5	209-015	NYLINER-8L5 1/2F	1	1		
4-2	6	510300-016	SCREW-HCS-.25-20X1.75-GR5-YZ	1	1		
4-2	7	502140-001	ARM-ACTUATOR	1	1		
4-2	8	510377-006	SCREW-HCS-.31-18X.75-GR8-YZ-SP	5	5		
4-2	9	510500-260	MOUNT-ROTARY POTENTIOMETER, 600XL	1	1		
4-2	10	502138-001	PLATE-MOUNT	1	1		
4-2	11	510313-401	NUT-HEXFLGL-.25-20-GR2-YZ	4	4		
4-2	12	510500-256	SWITCH-PROX NPN NC 18MM DIA X40MM	8	8		INC. 2 NUTS
		510500-042	NUT - M18 X 1 - MTL				
4-2	13	509599-001	MOUNT-SWITCH, SLIDE INDICATOR	1	1		
4-2	14	510500-423	MOUNT-PROX SENSOR	2	2		
4-2	15	510352-501	NUT-SMFLGCTRLOCK-.50-13-G-YZ	4	4		
4-2	16	510352-507	NUT-SMFLGTL-.31-18-G-YZ	2	2		
4-2	17	2595-007	CLAMP-3/4" HOSE W/VINYL COAT	1	1		
4-2	18	510314-401	NUT-HEXFLG-.31-18-GR2-YZ	1	1		
4-2	19	510500-259	HARNES-BALER, ACCU-BALE PLUS	1	1		
		904692-001	DUST CAP (OPTIONAL)	1	1		
4-2	20	105400-T72	ACCU-BALE PLUS MONITOR OM/MM	1	1		
4-2	21	59634-001	NYTIE-8"	10	10		
4-2	22	7000B-675	DECAL, ACCU-BALE PLUS	3	3		
4-2	23	510301-006	SCREW-HCS-.31-18X.75-GR5-YZ	4	4		
4-2	24	510302-006	SCREW-HCS-.38-16X.75-GR5-YZ	4	4		
4-2	25	510337-607	WASHER-FLATSTD-.38-.44X1.00-.08-CZ	4	4		
4-2	26	510500-810	BRACKET-BALE SHAPE ADJ.	2	2		
4-2	27	510500-261	MOUNT-BELT SENSOR	2	2		
4-2	28	510314-401	NUT-HEXFLGL-.31-18-GR2-YZ	4	4		
4-2	29	510500-250	SPRING-TORSION	2	2		
4-2	30	510342-846	PIN-EXPANSION 3/16X1 1/4 YZ	2	2		
4-2	31	510500-813	ARM-BALE SHAPE ADJ.	2	2		
4-2	32	510304-030	SCREW-HCS-.50-13X3.00-GR5-YZ	2	2		
4-2	33	1732-003	BEARING-#202KRR7 FAFNIR	4	4		
4-2	34	1073-079	TUBING-RND.3/4ODX11GA.-.44"	4	4		
4-2	35	510317-501	NUT-TLHEX-.50-13-SLTL-YZ	2	2		
4-2	36	1803-007	SPRING-COMP. #57, 3" OA-YZ	2	2		
4-2	37	510500-808	SHAFT-BELT TENSION SENSOR	2	2		
4-2	38	507430-001	BUSHING-BRONZE-.753IDX1.003OD-1.00	4	4		
4-2	39	510500-258	HARNES-TRACTOR, ACCU-BALE PLUS	1	1		
		141434-002	FUSE HOLDER	1	1		
		904505-001	DUST CAP (OPTIONAL)	1	1		
4-2	40	509820-001	MONITOR, ACCU-BALE PLUS	1	1		
4-2	41	510500-297	REFERENCE CARD ASSY-ACCU-BALE PLUS	1	1		
4-2	42	510313-401	NUT-HEXFLGL-.25-20 GR2-YZ	1	1		
4-2	43	510367-553	NUT-WING-.31-18-GR2-YZ	3	3		
4-2	44	502037-001	MOUNT-MONITOR SWIVEL WEDGE	1	1		
4-2	45	510308-104	BOLT-CARG-.31-18X.50-GR5-YZ-SHSHK	3	3		
4-2	46	502036-001	PLATE-PIVOT MOUNT	1	1		
4-2	47	510500-017	SUCTION CUP	1	1		
4-2	48	510300-006	HCS-.25-20X.75 GR5-YZ	1	1		
4-2	49	7000B-701	DECAL-BALE SHAPE ADJUSTMENT	2	2		
4-2	50	508827-001	MOUNT-MONITOR SUCTION CUP	1	1		
4-2	51	510308-110	BOLT-CARG.-.38-16X1.00-GR5-YZ	1	1		
4-2	52	510500-299	MOUNT-END WRAP SWITCH	1	1		
4-2	53	510500-501	NUT-WING, 5/16 LOCKING	1	1		
4-2	54	510500-304	FLAG-TWINE END WRAP	1	1		
4-2	55	7000B-756	DECAL-END WRAP	1	1		
4-2	56	69794-001	MOUNT-PLUG (OPTIONAL)	1	1		
4-2	57	99552-003	AUDIO ALARM	1	1		

ACCU-TIE ASSEMBLY (SER. NO. 101-999)

Figure 4-3



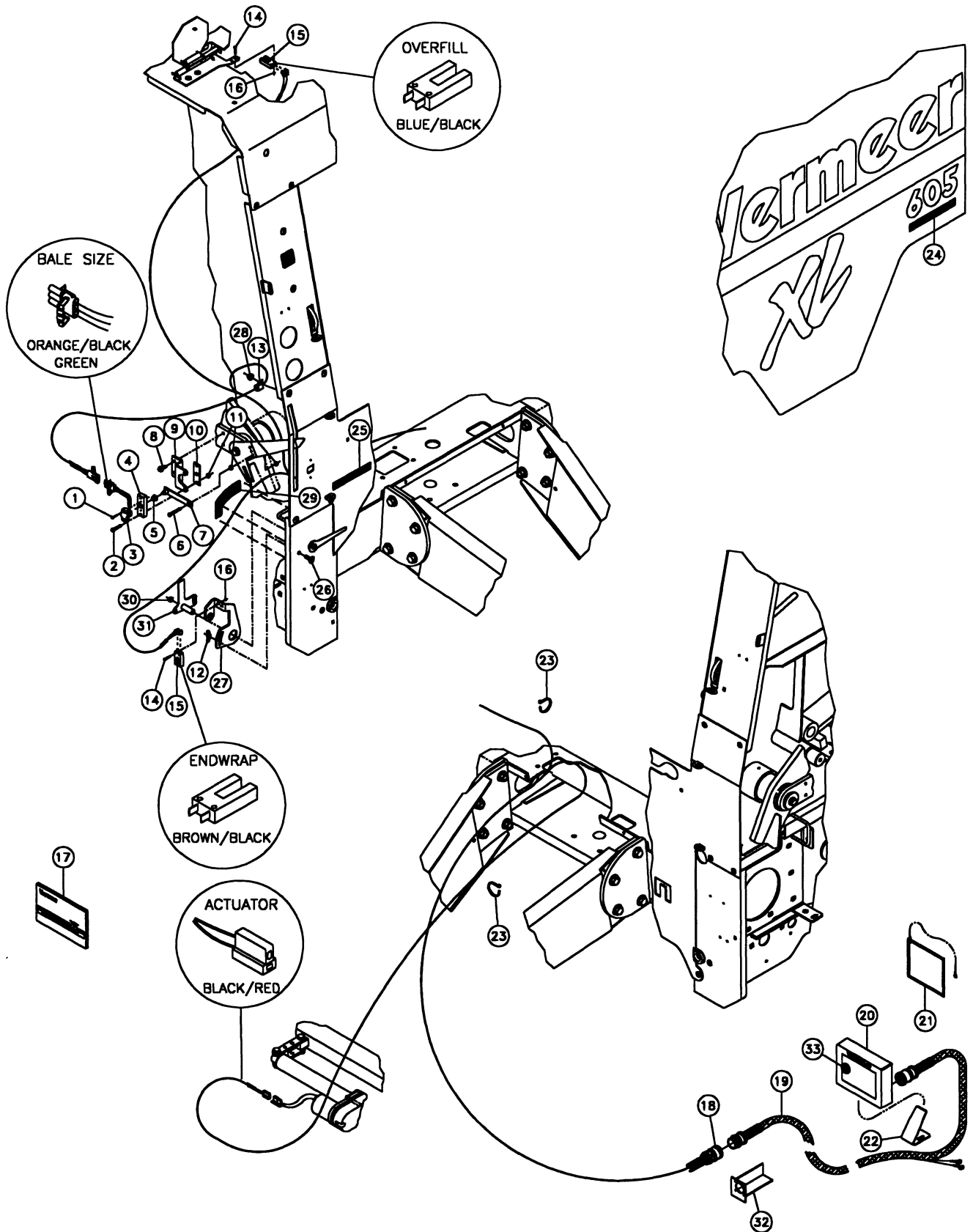
## ACCU-TIE ASSEMBLY (SER. NO. 101-999)

Figure 4-3

REF. NO.	PART NO.	DESCRIPTION	QTY.		SERIAL NO.		REMARKS
			604	605	604	605	
4-3	1	510368-453	NUT-NYLOCK-8-32-GR2-YZ	6	6		
4-3	2	68766-001	SWITCH-MAGNETIC REED	2	2		
4-3	3	510369-011	SCREW-MCH-8-32X1-GR2-YZ-HEX-SLOT	6	6		
4-3	4	510352-507	NUT-SMFLGTL-.31-18-G-YZ	7	7		
4-3	5	507945-001	MOUNT-TWINE INSULATOR	1	1		
4-3	6	510345-206	SCREW-FLGWZ-.31-18X.75-GR2-YZ	3	3		
4-3	7	2595-011	CLAMP-HOSE/CLIP TS7E 3/8"	2	2		
4-3	8	559-001	U-BOLT-5/16"-18 1 1/4ID	1	1		
4-3	9	90196-001	INSULATOR-PORCELIN 1/2ID	1	1		
4-3	10	501478-001	ACCU-TIE MONITOR	1	1		
4-3	11	502142-001	WEDGE MOUNT-MONITOR	1	1		
4-3	12	502149-001	HARNESS-ACCU-TIE TRACTOR/POWER	1	1		
4-3	13	510368-451	NUT-NYLOCK-6-32-GR2-YZ	4	4		
4-3	14	79464-001	CAP-1 7/16" #EC-23	1	1		
4-3	15	69277-005	CHAIN-16GA-.9 1/2" (LOAD LIM. 10)	1	1		
4-3	16	510369-001	SCREW-MCH-6-32X.50-GR2-YZ-HEX-SLOT	4	4		
4-3	17	69794-001	MOUNT-PLUG	1	1		
4-3	18	507443-001	ACCU-TIE EASY REFERENCE ASSY	1	1		
4-3	19	105400-R04	ACCU-TIE BALE MONITOR OM	1	1		
4-3	20	507943-001	ASSEMBLY-SENSOR, TWINE SPEED-L (BREAKDOWN FIG. 4-4)	1	1		
4-3	21	59634-001	NYTIE-8"	15	15		
4-3	22	510308-106	BOLT-CARG-.31-18X.75-GR5-YZ	4	4		
4-3	23	509069-001	HARNESS-ACCU-TIE-REBEL & XL	1	1		
4-3	24	509066-001	POTENTIOMETER-ROTARY WWTHR PACK	1	1		
4-3	25	502137-001	MOUNT-BALE SIZE ROTARY POT.	1	1		
4-3	26	510313-401	NUT-HEXFLGL-.25-20-GR2-YZ	2	2		
4-3	27	209-015	NYLINER-8L5 1/2F	1	1		
4-3	28	509775-001	MOUNT-ROTARY POTENTIOMETER 600XL	1	1		
4-3	29	510352-501	NUT-SMFLGCTRLOCK-.50-13-G-YZ	2	2		
4-3	30	510300-010	SCREW-HCS-.25-20X1.00-GR5-YZ	2	2		
4-3	31	509776-001	SHAFT-POTENTIOMETER DRIVE	1	1		
4-3	32	510317-311	NUT-HEXJAM-.50-13-GR2-YZ	1	1		
4-3	33	7000B-048	DECAL-MODEL W/ACCU-TIE	2	2		
4-3	34	7000B-049	DECAL-MODEL ACCU-TIE	1	1		
4-3	35	99552-003	AUDIO ALARM	1	1		

ACCU-TIE ASSEMBLY (SER. NO. 1000 & UP)

Figure 4-3



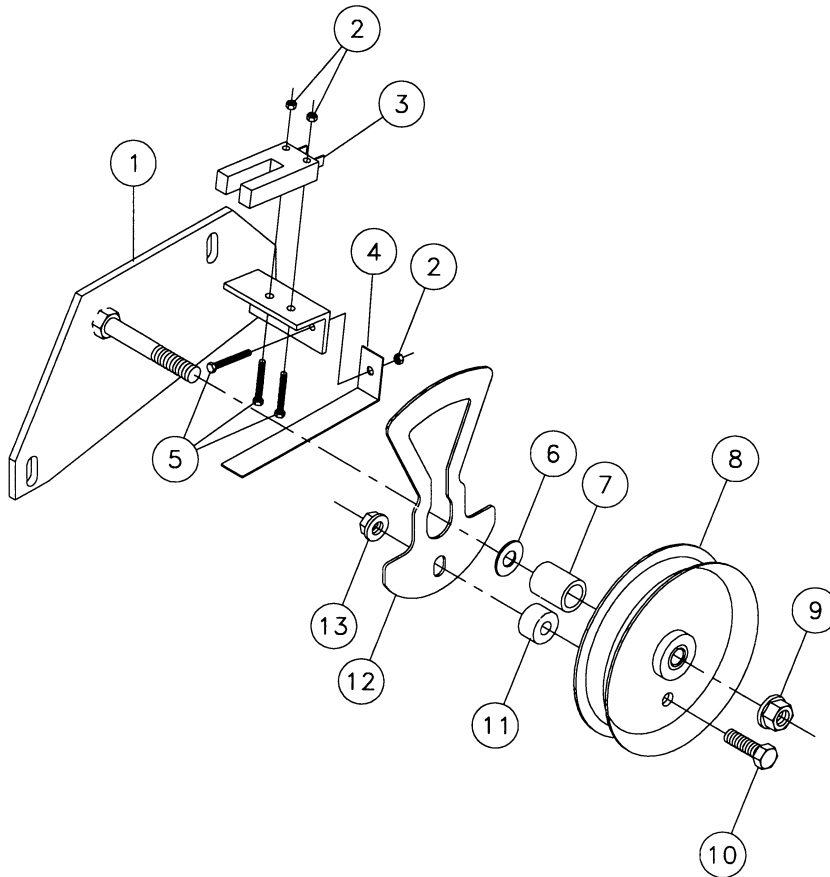
## ACCU-TIE ASSEMBLY (SER. NO. 1000 &amp; UP)

Figure 4-3

REF. NO.	PART NO.	DESCRIPTION	QTY.		SERIAL NO.		REMARKS
			604	605	604	605	
4-3	1	510349-206	2	2			
4-3	2	510300-012	2	2			
4-3	3	509066-001	1	1			
4-3	4	502137-001	1	1			
4-3	5	209-015	1	1			
4-3	6	510300-016	1	1			
4-3	7	502140-001	1	1			
4-3	8	510377-006	2	2			
4-3	9	510500-260	1	1			
4-3	10	502138-001	1	1			
4-3	11	510313-401	4	4			
4-3	12	510500-501	1	1			
4-3	13	2595-011	1	1			
4-3	14	510369-011	4	4			
4-3	15	68766-001	2	2			
4-3	16	510368-453	4	4			
4-3	17	105400-R04	1	1			
4-3	18	510500-296	1	1			
		904505-001	1	1			
4-3	19	510500-257	1	1			
		141434-002	1	1			
		904692-001	1	1			
4-3	20	509822-001	1	1			
4-3	21	507443-001	1	1			
4-3	22	502142-001	1	1			
4-3	23	59634-001	10	10			
4-3	24	7000B-048	2	2			
4-3	25	7000B-049	1	1			
4-3	26	510308-110	1	1			
4-3	27	510500-299	1	1			
4-3	28	510352-507	1	1			
4-3	29	7000B-756	1	1			
4-3	30	510314-401	1	1			
4-3	31	510500-304	1	1			
4-3	32	69794-001	1	1			
4-3	33	99552-003	1	1			

TWINE SPEED SENSOR ASSEMBLY - LEFT

Figure 4-4

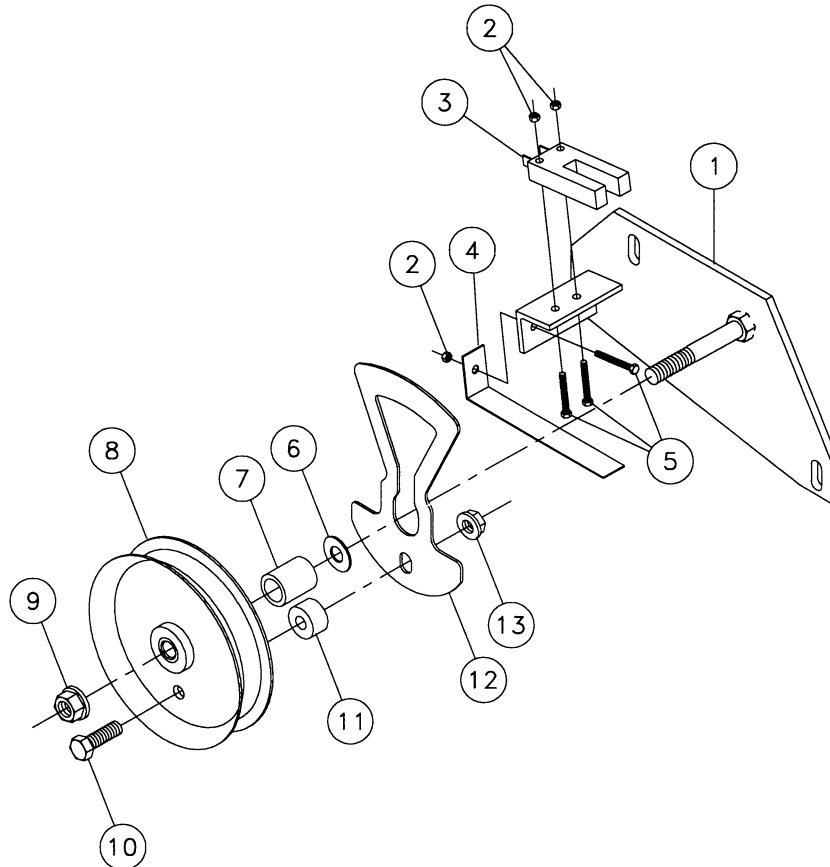


<u>REF. NO.</u>	<u>PART NO.</u>	<u>DESCRIPTION</u>	<u>QTY</u>	<u>SERIAL NO.</u>	<u>REMARKS</u>
4-4	1	507942-001	MOUNT-SENSOR, TWINE SPEED	1	
4-4	2	510368-453	NUT-NYLOCK-8-32-GR2-YZ	3	
4-4	3	68766-001	SWITCH-MAGNETIC REED	1	
4-4	4	502127-001	RETAINER-TWINE	1	
4-4	5	510369-011	SCREW-MCH-8-32X1.00-GR2-YZ-HEX-SLOTTED	3	
4-4	6	510337-607	WASHER-FLATSTD-.38-.44X1.00-.08-YZ	1	
4-4	7	508058-001	TUBE-5/8" OD X 11GA. - .94	1	
4-4	8	502119-001	PULLEY-4" DIA .375 BORE	1	
4-4	9	510315-411	NUT-HEXFLGL-.38-16-GR2-YZ	1	
4-4	10	510301-010	SCREW-HCS-.31-18X1.00-GR5-YZ	1	
4-4	11	502143-001	TUBE-SPACER	1	
4-4	12	509096-001	FLAG SENSOR-WIDE	1	
4-4	13	510314-401	NUT-HEXFLGL-.31-18-GR2-YZ	1	
	507943-001	TWINE SPEED SENSOR ASSEMBLY - LEFT (INCLUDES REF. 1-13)			



## TWINE SPEED SENSOR ASSEMBLY - RIGHT

Figure 4-5

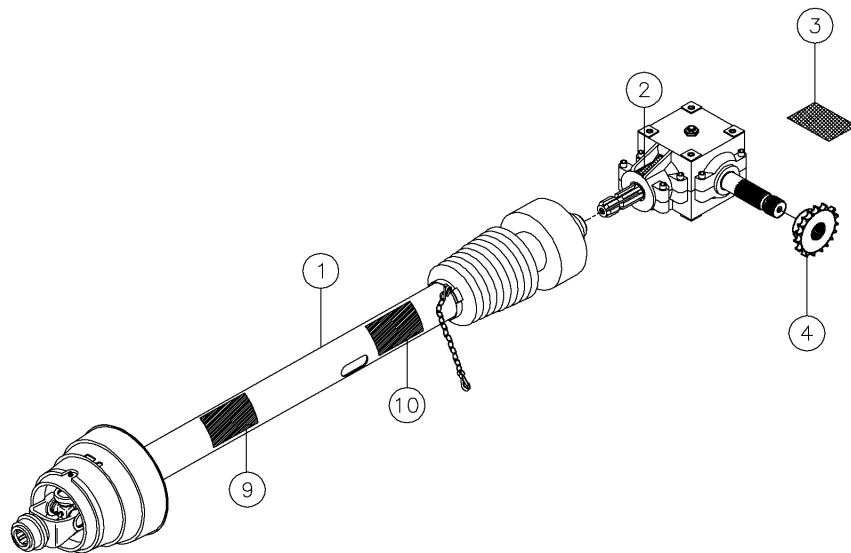


<u>REF. NO.</u>	<u>PART NO.</u>	<u>DESCRIPTION</u>	<u>QTY</u>	<u>SERIAL NO.</u>	<u>REMARKS</u>
4-5	1	509534-001	MOUNT-SENSOR, TWINE SPEED RH	1	
4-5	2	510368-453	NUT-NYLOCK-8-32-GR2-YZ	3	
4-5	3	68766-001	SWITCH-MAGNETIC REED	1	
4-5	4	502127-001	RETAINER-TWINE	1	
4-5	5	510369-011	SCREW-MCH-8-32X1.00-GR2-YZ-HEX-SLOTTED	3	
4-5	6	510337-607	WASHER-FLATSTD-.38-.44X1.00-.08-YZ	1	
4-5	7	508058-001	TUBE-5/8" OD X 11GA. - .94	1	
4-5	8	502119-001	PULLEY-4" DIA .375 BORE	1	
4-5	9	510315-411	NUT-HEXFLGL-.38-16-GR2-YZ	1	
4-5	10	510301-010	SCREW-HCS-.31-18X1.00-GR5-YZ	1	
4-5	11	502143-001	TUBE-SPACER	1	
4-5	12	509096-001	FLAG SENSOR-WIDE	1	
4-5	13	510314-401	NUT-HEXFLGL-.31-18-GR2-YZ	1	
	509535-001	TWINE SPEED SENSOR ASSEMBLY - RIGHT (INCLUDES REF. 1-13)			

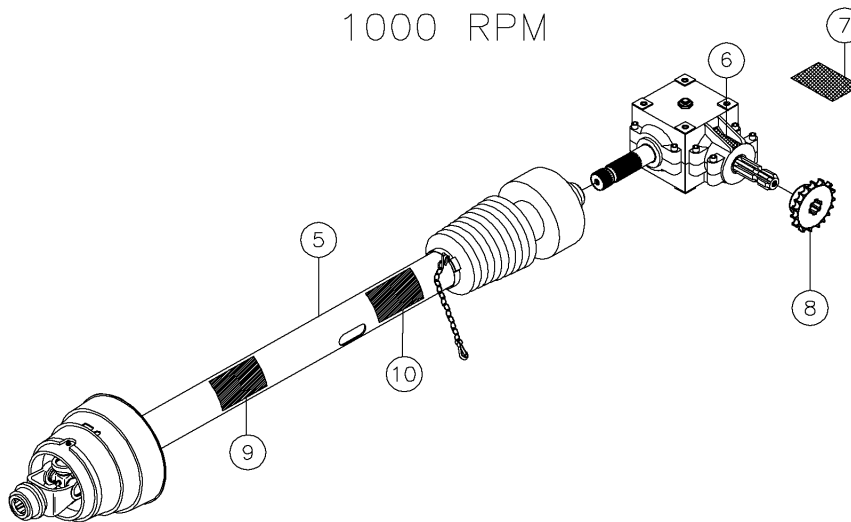


DRIVELINE ASSEMBLY

Figure 5-1



540 RPM

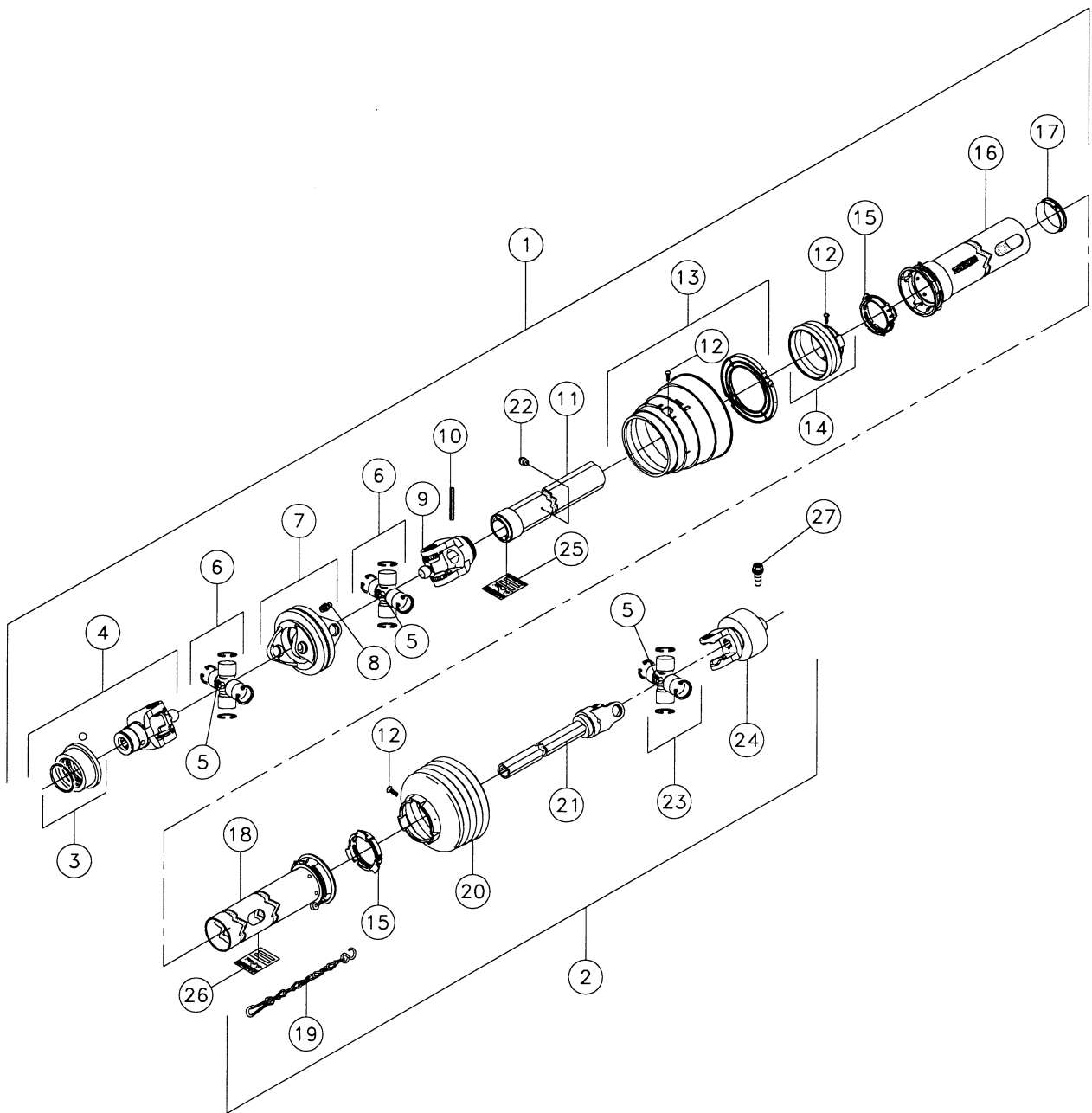


1000 RPM

REF. NO.	PART NO.	DESCRIPTION	QTY.		SERIAL NO.		REMARKS
			604	605	604	605	
5-1	1	507534-001	DRIVELINE - 540 W/CUTOUT CLUTCH (BREAKDOWN FIG. 5-2)		1	1	
5-1	2	2326-684	DECAL - 540 RPM 5/8X3 684898M1		1	1	
5-1	3	7000B-192	DECAL-USE 540 PTO		1	1	
5-1	4	2328-055	SPROCKET-60B18H 1 3/8B 21S 1SS		1	1	
5-1	5	509644-001	DRIVELINE - 1000 W/CUTOUT CLUTCH (BREAKDOWN FIG. 5-4)		1	1	
5-1	6	2326-683	DECAL-1000 RPM 5/8X3 684900M1		1	1	
5-1	7	7000B-063	DECAL-WARNING		1	1	
5-1	8	1805-001	SPRKT-60B 18H 1 3/8 B 6S 1SS		1	1	
5-1	9	2326-902	DECAL-PTO ROTATING DRIVE LINE		1	1	
5-1	10	70000-108	DECAL-DANGER SHIELD MISSING		1	1	

DRIVELINE COMPONENTS - 540 RPM CUTOUT/OVERRUNNING CLUTCH

Figure 5-2



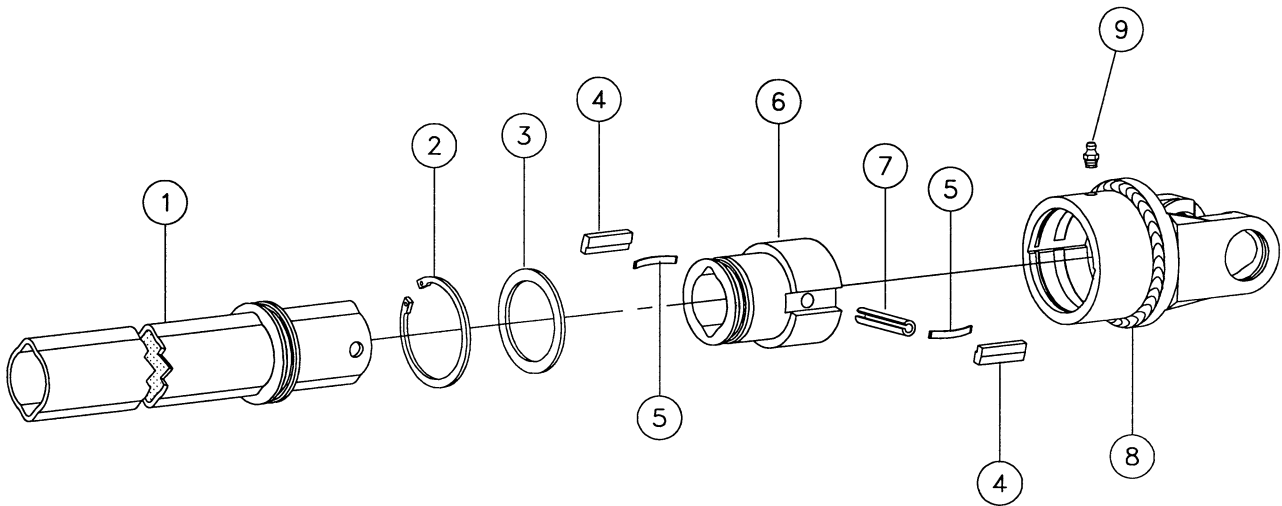
## DRIVELINE COMPONENTS - 540 RPM CUTOUT/OVERRUNNING CLUTCH

Figure 5-2

REF. NO.	PART NO.	DESCRIPTION	QTY.		SERIAL NO.		REMARKS
			604	605	604	605	
5-2	1	507534-003	MALE WIDE ANGLE HALF SHAFT SHIELD	1	1		
5-2	2	507534-005	FEMALE HALF SHAFT W/SHIELDING	1	1		
5-2	3	75814-041	Q.D. COLLAR KIT	1	1		
5-2	4	68771-019	YOKE-1 3/8 6-SPLINE 540 RPM	1	1		
5-2	5	26247-001	LUB. FITTING-084099	3	3		
5-2	6	61275-021	CROSS & BEARING KIT	2	2		
5-2	7	68771-017	YOKE-DOUBLE	1	1		
5-2	8	65450-001	FITTING-LUBRICATION	1	1		
5-2	9	506955-004	INBOARD YOKE-2A	1	1		
5-2	10	25555-001	TENSION PIN-010 X 75 DIN 1481	1	1		
5-2	11	507534-017	PROFILE & SLEVE W.A.	1	1		
5-2	12	75814-027	SCREW-365305	8	8		
5-2	13	75815-019	CONE & BEARING ASSY	1	1		
5-2	14	68771-025	SHIELD-3 RIB CONE	1	1		
5-2	15	17557-033	RING-BEARING 087276	2	2		
5-2	16	507534-018	INNER SHIELD TUBE W/CAP	1	1		
5-2	17	67942-001	SUPPORT-BEARING	1	1		
5-2	18	507534-011	OUTER SHIELD TUBE W/CAP	1	1		
5-2	19	17557-039	CHAIN-SAFETY	1	1		
5-2	20	507534-015	SHIELD CONE 8 RIB	1	1		
5-2	21	507534-009	OVERRUNNING CLUTCH (BREAKDOWN FIG. 5-3)	1	1		
5-2	22	67943-001	ZERK-GREASE 380371	1	1		
5-2	23	25553-001	CROSS KIT-312410	1	1		
5-2	24	507534-019	CUTOUT CLUTCH	1	1		
5-2	25	70000-108	DECAL-DANGER (AT)	1	1		
5-2	26	2326-902	DECAL-PTO ROTATING DRIVE LINE	1	1		
5-2	27	507534-029	PIN-TAPERED SPRING	1	1		
		507534-001	DRIVELINE-540 RPM CUTOUT/OVERRUNNING CLUTCH (INC. REF. 1-27)				

OVERRUNNING CLUTCH COMPONENTS

Figure 5-3

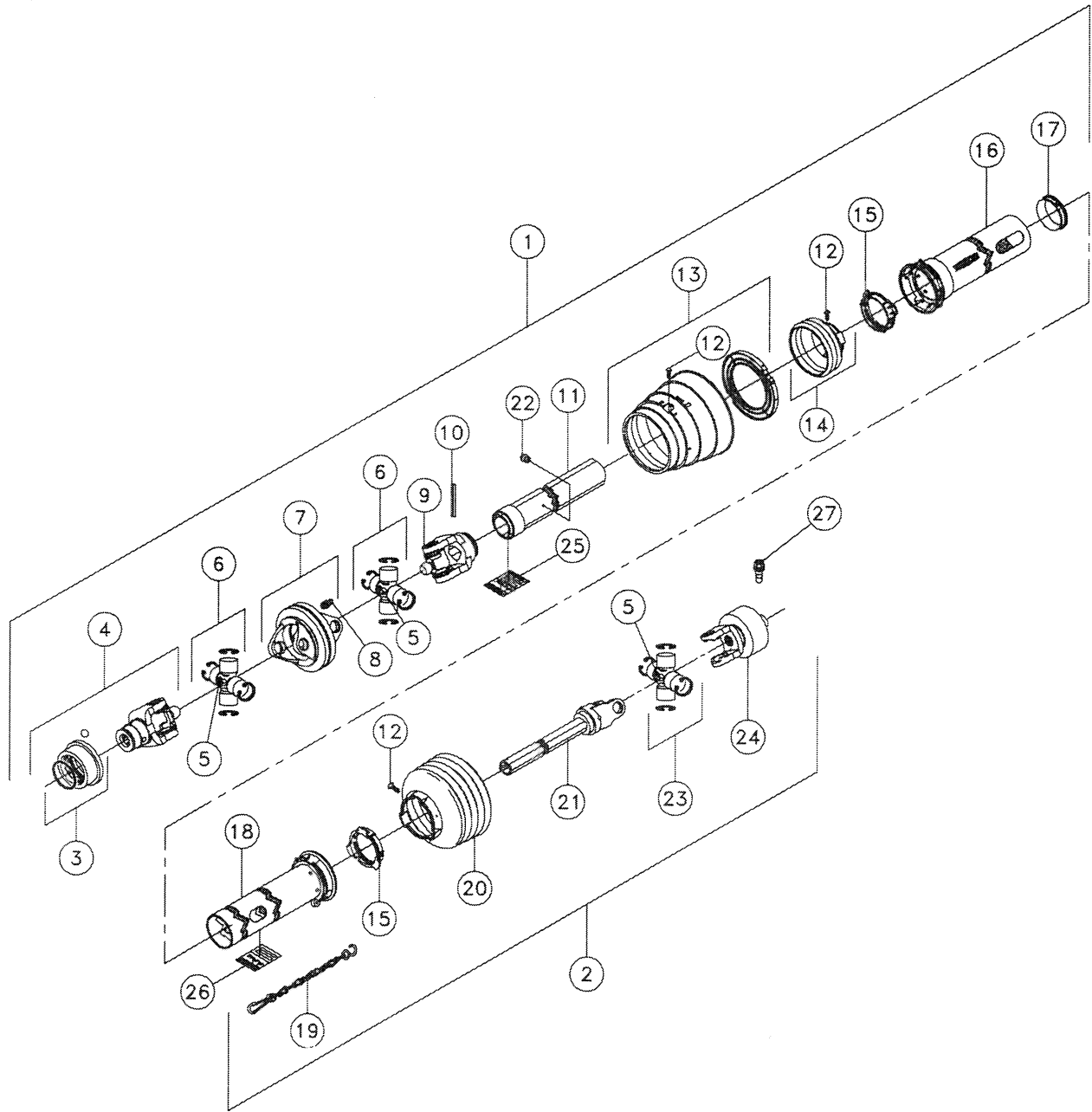


REF. NO.	PART NO.	DESCRIPTION	QTY.		SERIAL NO.		REMARKS
			604	605	604	605	
5-3	1	507534-027	1	1			
5-3	2	65444-001	1	1			
5-3	3	109584-025	4	4			
5-3	4	59382-011	5	5			
5-3	5	59382-013	1	1			
5-3	6	507534-021	1	1			
5-3	7	507534-023	1	1			
5-3	8	507534-025	1	1			
5-3	9	65450-001	2	2			
	507534-009	OVERRUNNING CLUTCH (INC. REF. 1-9)					

**THIS PAGE INTENTIONALLY LEFT BLANK**

DRIVELINE COMPONENTS - 1000 RPM CUTOUT/OVERRUNNING CLUTCH

Figure 5-4





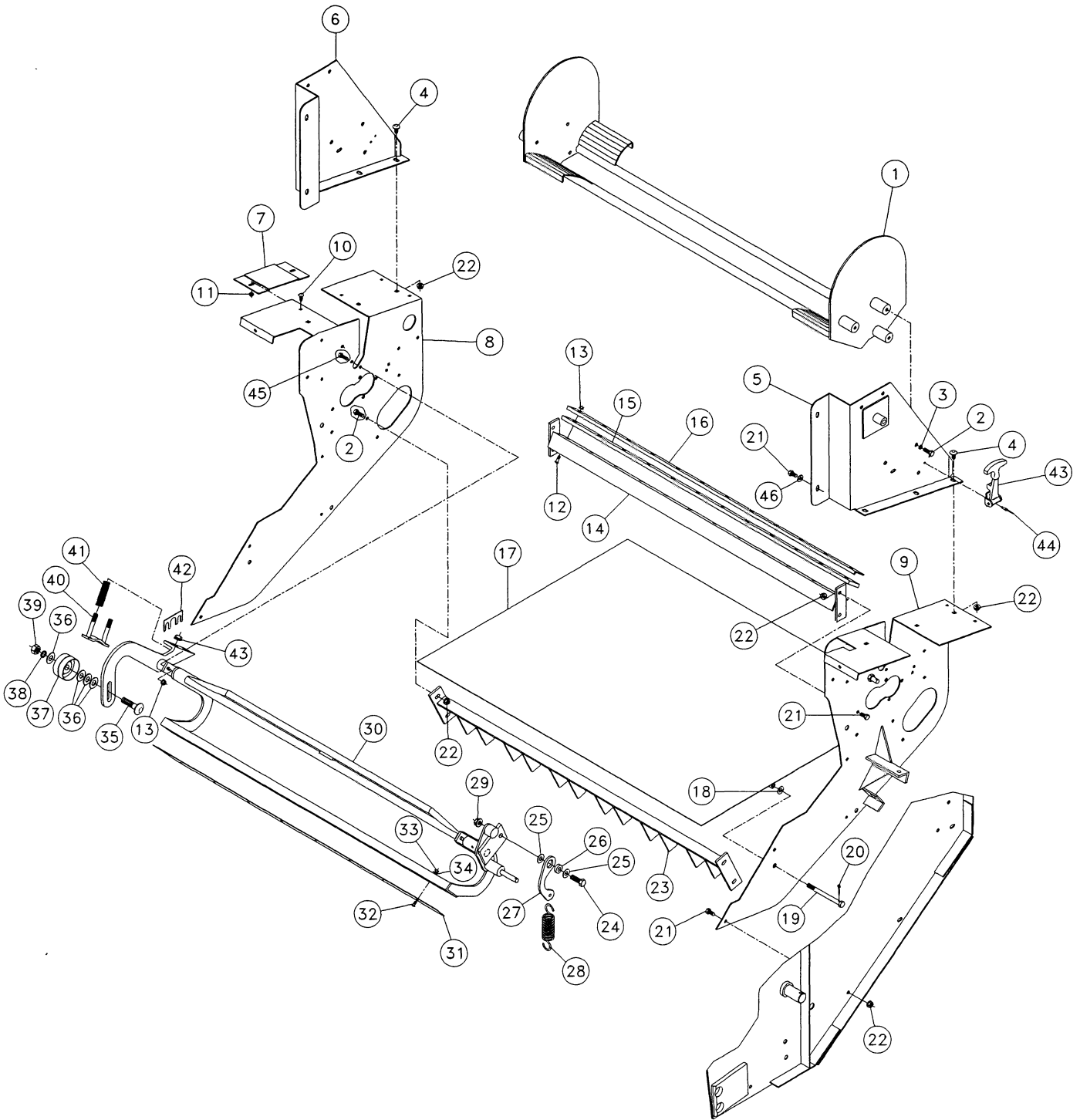
## DRIVELINE COMPONENTS - 1000 RPM CUTOUT/OVERRUNNING CLUTCH

Figure 5-4

REF. NO.	PART NO.	DESCRIPTION	QTY.		SERIAL NO.		REMARKS
			604	605	604	605	
5-2	1	509644-003	CV HALF-1000 RPM CUTOUT DRIVELINE	1	1		
5-2	2	509644-005	CLUTCH HALF-1000 RPM CUTOUT DRIVELINE	1	1		
5-2	3	75814-041	Q.D. COLLAR KIT	1	1		
5-2	4	75815-013	YOKE-1 3/8 21-SPLINE 1000 RPM	1	1		
5-2	5	26247-001	LUB. FITTING-084099	3	3		
5-2	6	61275-021	CROSS & BEARING KIT	2	2		
5-2	7	68771-017	YOKE-DOUBLE	1	1		
5-2	8	65450-001	FITTING-LUBRICATION	1	1		
5-2	9	507534-007	INBOARD YOKE-2A	1	1		
5-2	10	25555-001	TENSION PIN-010 X 75 DIN 1481	1	1		
5-2	11	507534-017	PROFILE & SLEVE W.A.	1	1		
5-2	12	75814-027	SCREW-365305	8	8		
5-2	13	75815-019	CONE & BEARING ASSY	1	1		
5-2	14	68771-025	SHIELD-3 RIB CONE	1	1		
5-2	15	17557-033	RING-BEARING 087276	2	2		
5-2	16	507534-018	INNER SHIELD TUBE W/CAP	1	1		
5-2	17	67942-001	SUPPORT-BEARING	1	1		
5-2	18	507534-011	OUTER SHIELD TUBE W/CAP	1	1		
5-2	19	17557-039	CHAIN-SAFETY	1	1		
5-2	20	507534-015	SHIELD CONE 8 RIB	1	1		
5-2	21	507534-009	OVERRUNNING CLUTCH (BREAKDOWN FIG. 5-3)	1	1		
5-2	22	67943-001	ZERK-GREASE 380371	1	1		
5-2	23	25553-001	CROSS KIT-312410	1	1		
5-2	24	507534-031	CUTOUT CLUTCH-1000 RPM	1	1		
5-2	25	70000-108	DECAL-DANGER (AT)	1	1		
5-2	26	2326-902	DECAL-PTO ROTATING DRIVE LINE	1	1		
5-2	27	507534-029	PIN-TAPERED SPRING	1	1		
		509644-001	DRIVELINE-1000 RPM CUTOUT/OVERRUNNING CLUTCH (INC. REF. 1-27)				

SIDE PANELS ASSEMBLY

Figure 6-1



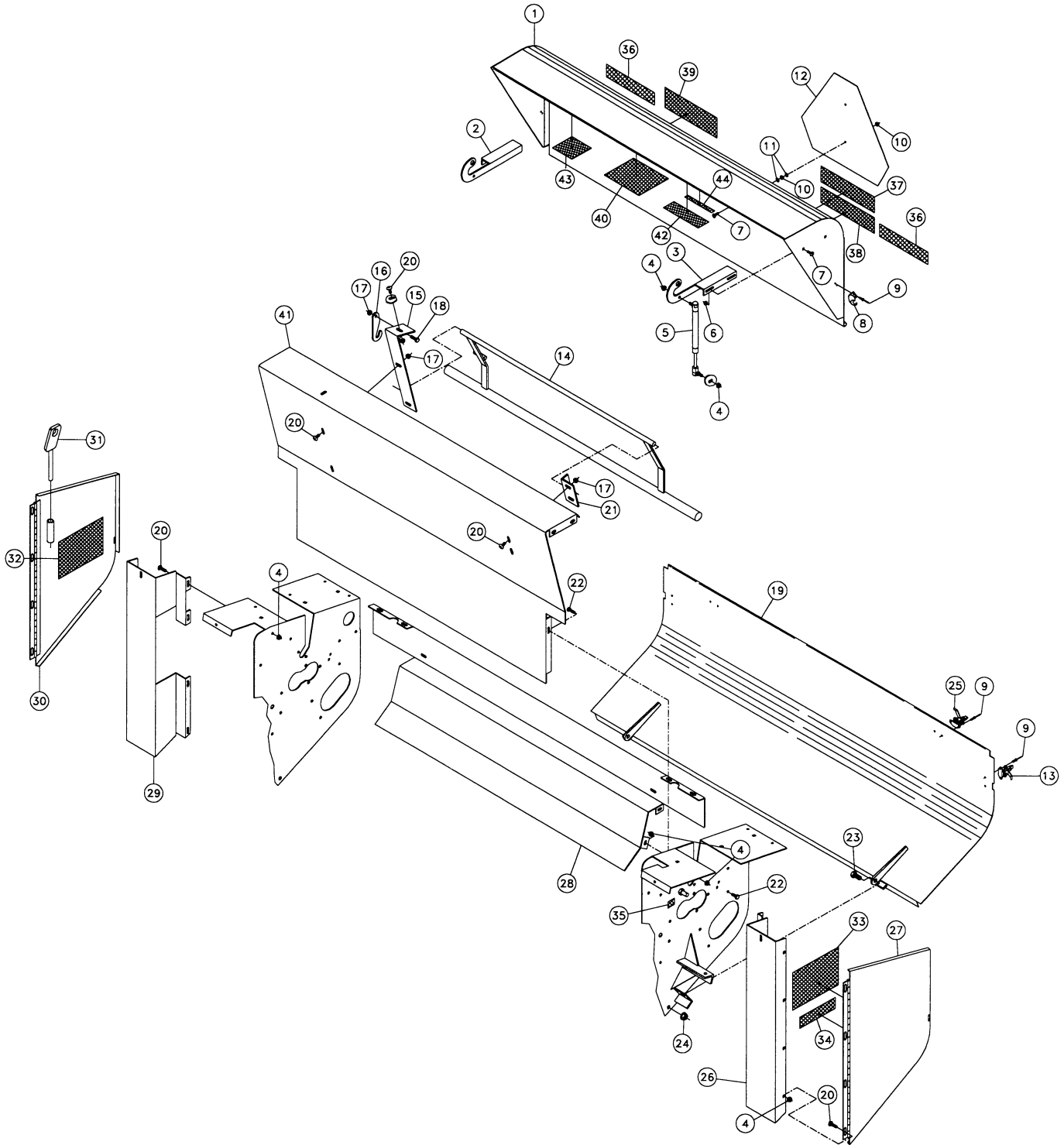
## SIDE PANELS ASSEMBLY

Figure 6-1

REF. NO.	PART NO.	DESCRIPTION	QTY		SERIAL NO.		REMARKS
			604	605	604	605	
6-1	1	123677-001	1	-			
		123713-001	-	1			
6-1	2	510302-010	10	10			
6-1	3	510335-707	6	6			
6-1	4	510308-107	4	4			
6-1	5	118895-001	1	1			
6-1	6	118835-001	1	1			
6-1	7	118806-001	1	1			
6-1	8	501397-001	1	1			
6-1	9	501396-001	1	1			
6-1	10	510308-156	2	2			
6-1	11	510313-501	2	2			
6-1	12	510366-110	12	12			
6-1	13	510352-507	20	23			
6-1	14	114847-001	1	-			
		114846-001	-	1			
6-1	15	90056-001	1	-			
		99536-001	-	1			
6-1	16	114849-001	1	-			
		114829-001	-	1			
6-1	17	114883-001	1	-			
		114881-001	-	1			
6-1	18	510337-609	2	2			
6-1	19	118816-001	2	2			
6-1	20	510338-815	2	2			
6-1	21	510302-006	12	12			
6-1	22	510352-503	12	12			
6-1	23	123667-001	1	-			
		99195-001	-	1			
6-1	24	510304-014	1	1			
6-1	25	510337-611	4	4			
6-1	26	118822-001	1	1			
6-1	27	108386-001	1	1			
6-1	28	1789-119	1	1			
6-1	29	510352-501	1	1			
6-1	30	114869-001	1	-			
		114868-001	-	1			
6-1	31	99352-001	1	-			
		99348-001	-	1			
6-1	32	120881-001	8	8			
6-1	33	510314-301	8	8			
6-1	34	510335-705	8	8			
6-1	35	510311-130	1	1			
6-1	36	510337-615	4	4			
6-1	37	99266-001	1	1			
6-1	38	510335-715	1	1			
6-1	39	510319-301	1	1			
6-1	40	99126-001	1	1			
6-1	41	1803-019	2	2			
6-1	42	115312-001	A/R	A/R			
6-1	43	109591-001	2	2			
6-1	44	547-005	4	4			
6-1	45	510301-006	4	4			
6-1	46	510337-607	4	4			

NET ROLL BRAKE AND SHIELDS ASSEMBLY

Figure 6-2



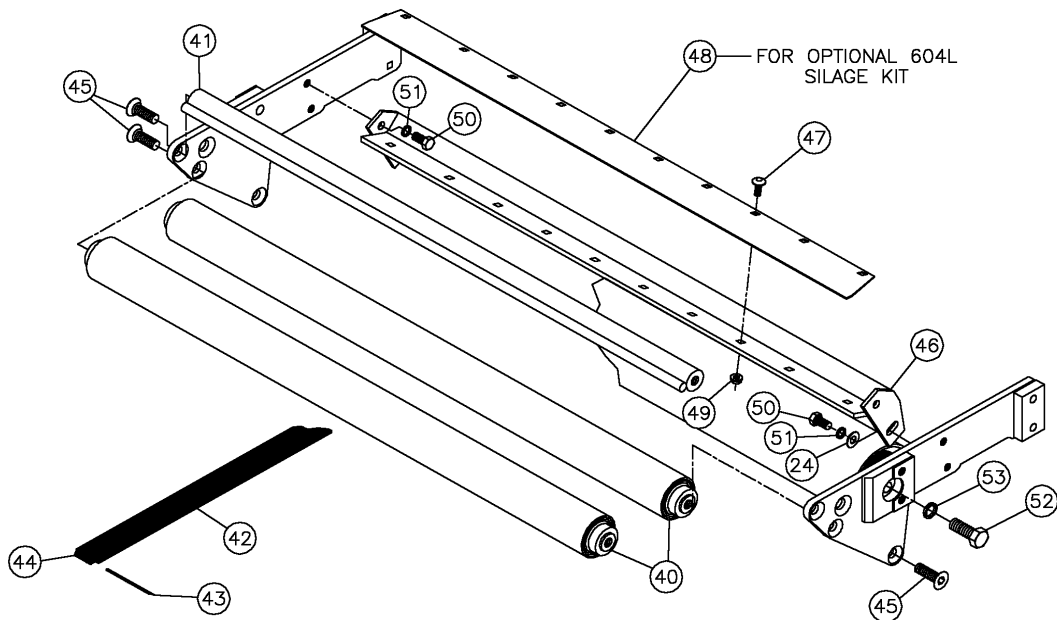
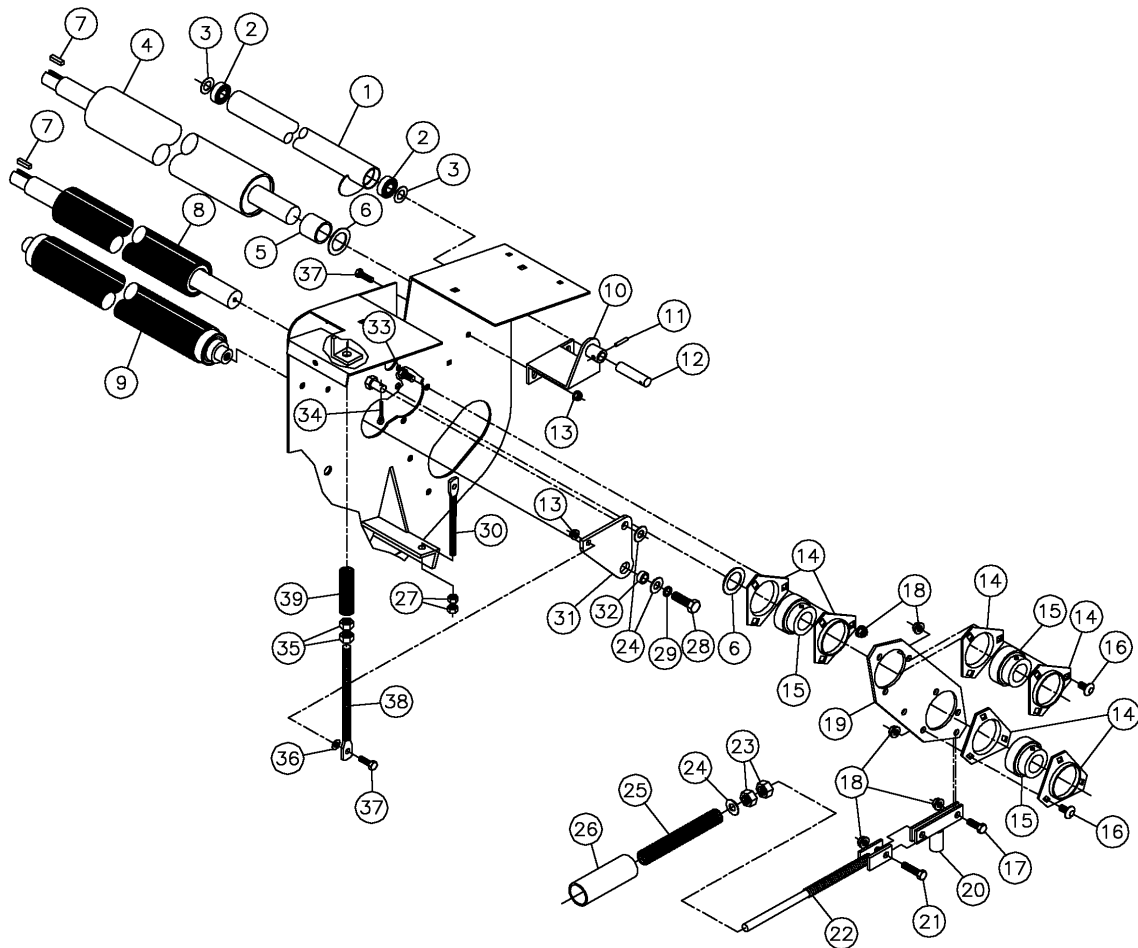
## NET ROLL BRAKE AND SHIELDS ASSEMBLY

Figure 6-2

REF. NO.	PART NO.	DESCRIPTION	QTY		SERIAL NO.		REMARKS
			604	605	604	605	
6-2	1	118846-001	HOOD-NETWRAP	1	-		
		118847-001	HOOD-NETWRAP	-	1		
6-2	2	123696-001	PIVOT-NETWRAP HOOD HINGE R	1	1		
6-2	3	118849-001	PIVOT-NETWRAP HOOD HINGE L	1	1		
6-2	4	510314-401	NUT-HEXFLGL-.31-18-GR2-YZ	26	26		
6-2	5	106180-001	CYLINDER-GAS 3.6"STROKE	2	2		
6-2	6	510313-501	NUT-TLHEX-.25-20-A-YZ	4	4		
6-2	7	510308-156	BOLT-CARG-.25-20X.75-GR5-YZ	6	6		
6-2	8	109591-003	KEEPER-STYLE F-4 RUBBER LATCH	2	2		
6-2	9	547-005	POP RIVET-SS64D	12	12		
6-2	10	510313-401	NUT-HEXFLGL-.25-20-GR2-YZ	4	4		
6-2	11	510337-603	WASHER-FLATSTD-.25-.31X.75-.07-YZ	4	4		
6-2	12	1836-001	SIGN-#2 SMV PRE PUNCHED METAL	1	1		
6-2	13	109610-001	LATCH-VL200 SERIES	2	2		
6-2	14	123687-001	BAR-NET ROLL BRAKE	1	-		
		123693-001	BAR-NET ROLL BRAKE	-	1		
6-2	15	123685-001	PIVOT-NET ROLL BRAKE	1	1		
6-2	16	123692-001	HOOK-NET BRAKE	1	1		
6-2	17	510352-501	NUT-SMFLGCTRLOCK-.50-13-G-YZ	5	5		
6-2	18	510301-010	SCREW-HCS-.31-18X1.00-GR5-YZ	1	1		
6-2	19	118852-001	SHIELD-LOWER REAR CROSS	1	-		
		118853-001	SHIELD-LOWER REAR CROSS	-	1		
6-2	20	510308-106	BOLT-CARG-.31-18X.75-GR5-YZ	13	13		
6-2	21	123686-001	PIVOT-NET BRAKE MOUNT	1	1		
6-2	22	510301-006	SCREW-HCS-.31-18X.75-GR5-YZ	6	6		
6-2	23	510304-010	SCREW-HCS-.50-13X1.00-GR5-YZ	2	2		
6-2	24	510352-501	NUT-SMFLGCTRLOCK-.50-13-G-YZ	2	2		
6-2	25	115726-001	LATCH-OVER CENTER DRAW VL200	2	2		
6-2	26	118836-001	MOUNT-SWING OPEN SHIELD LEFT	1	1		
6-2	27	118832-001	SHIELD-SWING OPEN LEFT	1	1		
6-2	28	118842-001	SHIELD-CROSS KNIFE	1	-		
		118843-001	SHIELD-CROSS KNIFE	-	1		
6-2	29	118837-001	MOUNT-SWING OPEN SHIELD RIGHT	1	1		
6-2	30	118833-001	SHIELD-SWING OPEN RIGHT	1	1		
6-2	31	121089-001	TOOL-NET START	1	1		
6-2	32	7000A-454	DECAL-IDLER ADJUSTMENT	1	1		
6-2	33	7000A-455	DECAL-BELT TENSION	1	1		
6-2	34	7000A-171	DECAL-ERROR CODES	1	1		
6-2	35	7000A-457	DECAL-1 SHOTS PER 10 HRS.(AG)	1	2		
6-2	36	7000B-068	DECAL-RED REFLECTOR	2	1		
6-2	37	7000B-502	DECAL-WARNING - PINCH ROLLERS	1	1		
6-2	38	7000B-503	DECAL - WARNING, SHARP KNIVES	1	1		
6-2	39	7000B-189	DECAL-WARNING TAILGATE KICK/OPEN	1	1		
6-2	40	7000A-172	DECAL-INSTALL & ROUTE (AT)	1	1		
6-2	41	114813-001	PANEL-INSIDE TOP CROSS	1	-		
		114812-001	PANEL-INSIDE TOP CROSS	-	1		
6-2	42	7000A-460	DECAL-OPERATING TIPS (AG)	1	1		
6-2	43	7000A-173	DECAL-WARNING (AT)	1	1		
6-2	44	7000A-657	DECAL-NET DENSITY	1	1		

LEFT SIDE AND LOWER FRAME ROLLERS ASSEMBLY

Figure 6-3



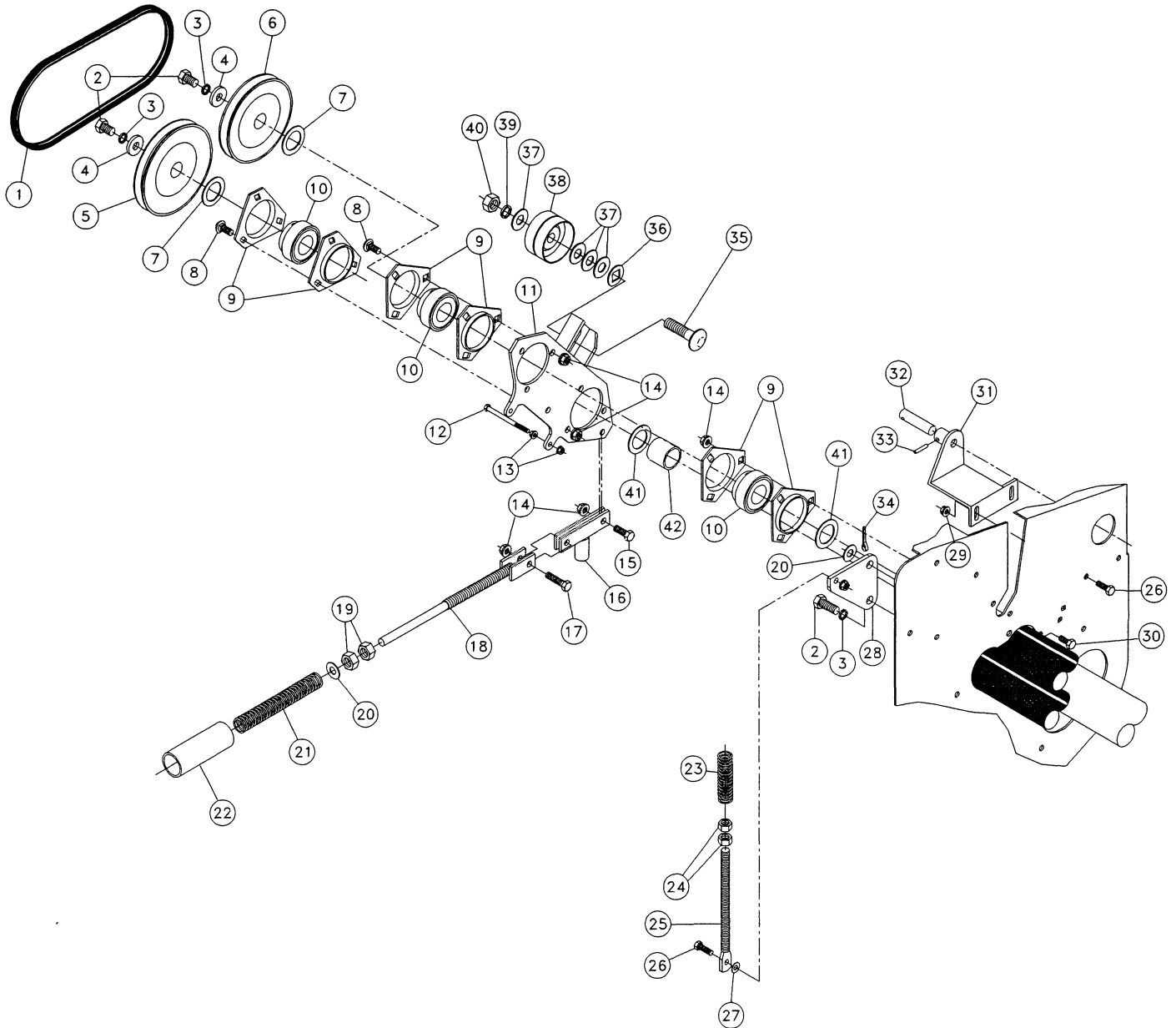
## LEFT SIDE AND LOWER FRAME ROLLERS ASSEMBLY

Figure 6-3

REF. NO.	PART NO.	DESCRIPTION	QTY		SERIAL NO.		REMARKS
			604	605	604	605	
6-3	1	114793-001	1	-			
		108387-001	-	1			
6-3	2	1745-003	2	2			
6-3	3	510336-699	2	2			
6-3	4	99216-001	1	-			
		99220-001	-	1			
6-3	5	1093-033	1	1			
6-3	6	510336-667	2	2			
6-3	7	578-001	2	2			
6-3	8	99207-001	1	-			
		99208-001	-	1			
6-3	9	123659-001	1	-			
		123660-001	-	1			
6-3	10	123684-001	1	1			
6-3	11	1978-011	1	1			
6-3	12	103351-001	1	1			
6-3	13	510352-507	3	3			
6-3	14	505919-001	6	6			
6-3	15	4047-001	3	3			
6-3	16	510308-107	6	6			
6-3	17	510302-010	1	1			
6-3	18	510352-507	9	9			
6-3	19	91996-001	1	1			
6-3	20	108427-001	1	1			
6-3	21	510302-014	1	1			
6-3	22	108424-001	1	1			
6-3	23	510319-301	2	2			
6-3	24	510337-611	4	4			
6-3	25	1803-163	1	1			
6-3	26	1099-011	1	1			
6-3	27	412-001	2	2			
6-3	28	510304-016	1	1			
6-3	29	510335-711	1	1			
6-3	30	510373-201	1	1			
6-3	31	500061-001	1	1		101-1753	
		510502-306	-	1		1754&UP	
6-3	32	1071-009	1	1			
6-3	33	510302-006	3	3			
6-3	34	510338-821	1	1			
6-3	35	510317-301	2	2			
6-3	36	510337-605	1	1			
6-3	37	510301-010	3	3			
6-3	38	510373-207	1	1			
6-3	39	1803-097	1	1			
6-3	40	129607-001	2	-			
		129608-001	-	2			
6-3	41	129612-001	1	-			
		129613-001	-	1			
6-3	42	500360-001	6	6			
6-3	43	1830-003	6	6			
6-3	44	1829-001	6	6			
6-3	45	71841-001	6	6			
6-3	46	114795-001	1	-			
		108382-001	-	1			
6-3	47	510308-110	10	-			
6-3	48	86587-001	1	-			
6-3	49	510315-411	10	-			
6-3	50	510304-010	4	4			
6-3	51	510335-711	4	4			
6-3	52	510307-020	2	2			
6-3	53	480-017	2	2			

RIGHT SIDE ROLLERS ASSEMBLY

Figure 6-4





## RIGHT SIDE ROLLERS ASSEMBLY

Figure 6-4

REF. NO.	PART NO.	DESCRIPTION	QTY		SERIAL NO.		REMARKS
			604	605	604	605	
6-4	1	129611-001	BELT-DOUBLE"V"33.19 E.L.ARAMID	1	1		
6-4	2	510304-006	SCREW-HCS-.50-13X.75-GR5-YZ	3	3		
6-4	3	510335-711	WASHER-LOCK-.50-.52X.87-.13-YZ	3	3		
6-4	4	3825-001	SLUG-LOWER JACKSHAFT MOUNTING	2	2		
6-4	5	103036-001	PULLEY-6"A 1"BORE	1	1		
6-4	6	103037-001	PULLEY-5 1/2 A 1" BORE	1	1		
6-4	7	510336-663	WASHER-MCHBSHG-1.00-1.03X1.50-10G-YZ	2	2		
6-4	8	510308-107	BOLT-CARG-.38-16X.75-GR5-YZ	6	6		
6-4	9	505919-001	FLANGETTE 1 1/4" 62 MSTR PLTD	6	6		
6-4	10	4047-001	BEARING-1 1/4 SPHERICAL W/COL	3	3		
6-4	11	129610-001	MOUNT-ROLLER W/ TIGHTENER	1	1		
6-4	12	510300-034	SCREW-HCS-.25-20X3.50-GR5-YZ	3	3		
6-4	13	510313-401	NUT-HEXFLGL-.25-20-GR2-YZ	6	6		
6-4	14	510352-503	NUT-SMFLGTL-.38-16-G-YZ	11	11		
6-4	15	510302-010	SCREW-HCS-.38-16X1.00-GR5-YZ	1	1		
6-4	16	108427-001	LINK-NET BELT OVER CENTER	1	1		
6-4	17	510302-014	SCREW-HCS-.38-16X1.50-GR5-YZ	1	1		
6-4	18	108424-001	ROD-NET BELT TENSION	1	1		
6-4	19	510319-301	NUT-HEX-.63-11-GR2-YZ	2	2		
6-4	20	510337-611	WASHER-FLATSTD-.50-.56X1.38-.11-YZ	2	2		
6-4	21	1803-163	SPRING-COMP.3/4IDX1/4W-5 1/2	1	1		
6-4	22	1099-011	TUBE-1 5/8"ODX11 GA.-4 1/2"	1	1		
6-4	23	1803-097	SPRING-COMP.#52 7/8ODX2 3/4 OA	1	1		
6-4	24	510317-301	NUT-HEX-.50-13-GR2-YZ	2	2		
6-4	25	510373-207	BOLT-SPADE-.50-13X7.50-GR5-YZ	1	1		
6-4	26	510301-010	SCREW-HCS-.31-18X1.00-GR5-YZ	3	3		
6-4	27	510337-605	WASHER-FLATSTD-.31-.38X.88-.08-YZ	1	1		
6-4	28	500060-001	TENSION ARM-FEED ROLLER	1	1		101-1753
		510502-305	TENSION ARM - FEED ROLL, RIGHT 5"	-	1		1754&UP
6-4	29	510352-507	NUT-SMFLGTL-.31-18-G-YZ	2	2		
6-4	30	510302-006	SCREW-HCS-.38-16X.75-GR5-YZ	3	3		
6-4	31	118873-001	MOUNT-SPIN SENSOR L	1	1		
6-4	32	103351-001	PIN-ROLLER MOUNTING	1	1		
6-4	33	510372-811	PIN-EXPANSION 3/16X1-YZ	1	1		
6-4	34	510338-821	COTTER PIN-3/16X1-YZ	1	1		
6-4	35	510311-124	BOLT-CARG-.63-11X2.50-GR5-YZ	1	1		
6-4	36	99339-001	SPACER-IDLER	1	1		
6-4	37	510337-615	WASHER-FLATSTD-.63-.69X1.75-.14-YZ	4	4		
6-4	38	99266-001	SHEAVE-IDLER	1	1		
6-4	39	510335-715	WASHER-LOCK-.63-.65X1.08-.16-YZ	1	1		
6-4	40	510319-301	NUT-HEX-.63-11-GR2-YZ	1	1		
6-4	41	510336-667	WAS-MCHBSHG-1.25-1.28X1.88-14G-YZ	1	1		
6-4	42	1093-033	TUBE-1 1/2"ODX12 GA.-1 3/8"	1	1		



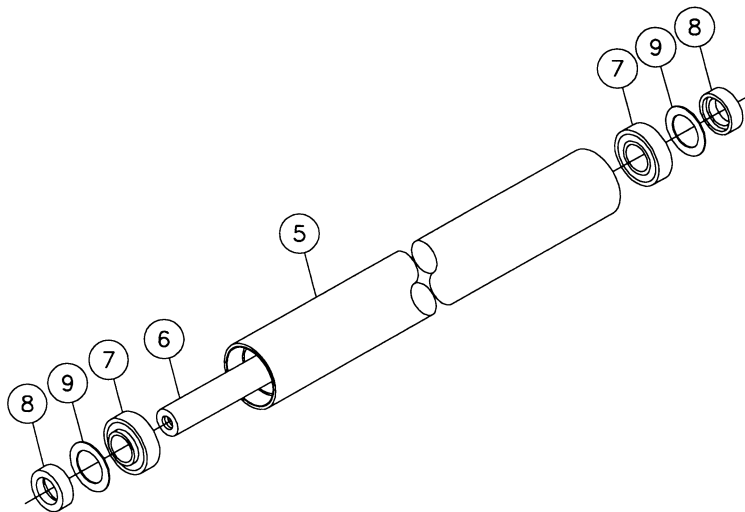
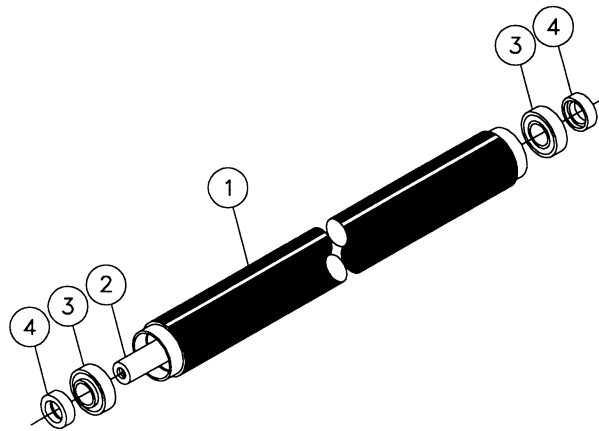
## ACTUATOR AND REED SWITCHES ASSEMBLY

Figure 6-5

REF. NO.	PART NO.	DESCRIPTION	QTY		SERIAL NO.		REMARKS
			604	605	604	605	
6-5	1	95892-001	ACTUATOR- 8" STROKE	1	1		
6-5	2	68234-003	MOTOR-ACTUATOR	1	1		
		68234-011	COVER TUBE REPLACEMENT	1	1		
6-5	3	68234-007	REAR HOUSING REPLACEMENT	1	1		
6-5	4	510352-501	NUT-SMFLGCTRLOCK-.50-13-G-YZ	1	1		
6-5	5	358-050	BOLT-1/2-13 X 5 GRADE #5 HEX	1	1		
6-5	6	118824-001	ACTUATOR-STRAP LIMITER	1	1		
6-5	7	510338-821	COTTER PIN-3/16" X 1" - YZ	1	1		
6-5	8	510336-699	WASHER-MCHBSHG-.63-.66X1.13-14G-YZ	1	1		
6-5	9	510353-625	WASHER-MCHBSHG-.50-.53X.88-18G-YZ	1	1		
6-5	10	510337-611	WASHER-FLATSTD-.50-.56X1.38-.11-YZ	1	1		
6-5	11	68766-001	SWITCH-MAGNETIC REED	2	2		
6-5	12	69759-001	LOCK NUT-#8-32 NYLON INSERT PL	4	4		
6-5	13	399-001	NUT-#8-32 HEX	2	2		
6-5	14	510308-106	BOLT-CARG-.31-18X.75-GR5-YZ	1	1		
6-5	15	94563-001	SCREW-8-32X1 HEX HD.MACHINE PL	4	4		
6-5	16	59634-001	NYLON TIE 8"	A/R	A/R		
6-5	17	510314-401	NUT-HEXFLGL-.31-18-GR2-YZ	1	1		
6-5	18	510302-010	SCREW-HCS-.38-16X1.00-GR5-YZ	1	1		
6-5	19	118893-001	MOUNT-NET FEED SENSOR	1	1		
6-5	20	510352-503	NUT-SMFLGTL-.38-16-G-YZ	1	1		
6-5	21	1789-059	SPRING-EXT.5/16ODX1 7/8 GA 24	1	1		
6-5	22	502030-001	WIRE HARNESS-NETWRAP W/ACCU-BALE	1	1		
6-5	23	2595-001	HOSE CLAMP - TS7FR 1/2"	6	6		
6-5	24	7000A-418	DECAL-NET/TWINE SWITCH (AT)	1	1		
6-5	25	123697-001	SWITCH MOUNT-SPIN SENSOR	1	1		
6-5	26	508335-001	RELAY SWITCH-NET/TWINE	1	1		

IDLER ROLLER COMPONENTS

Figure 6-6

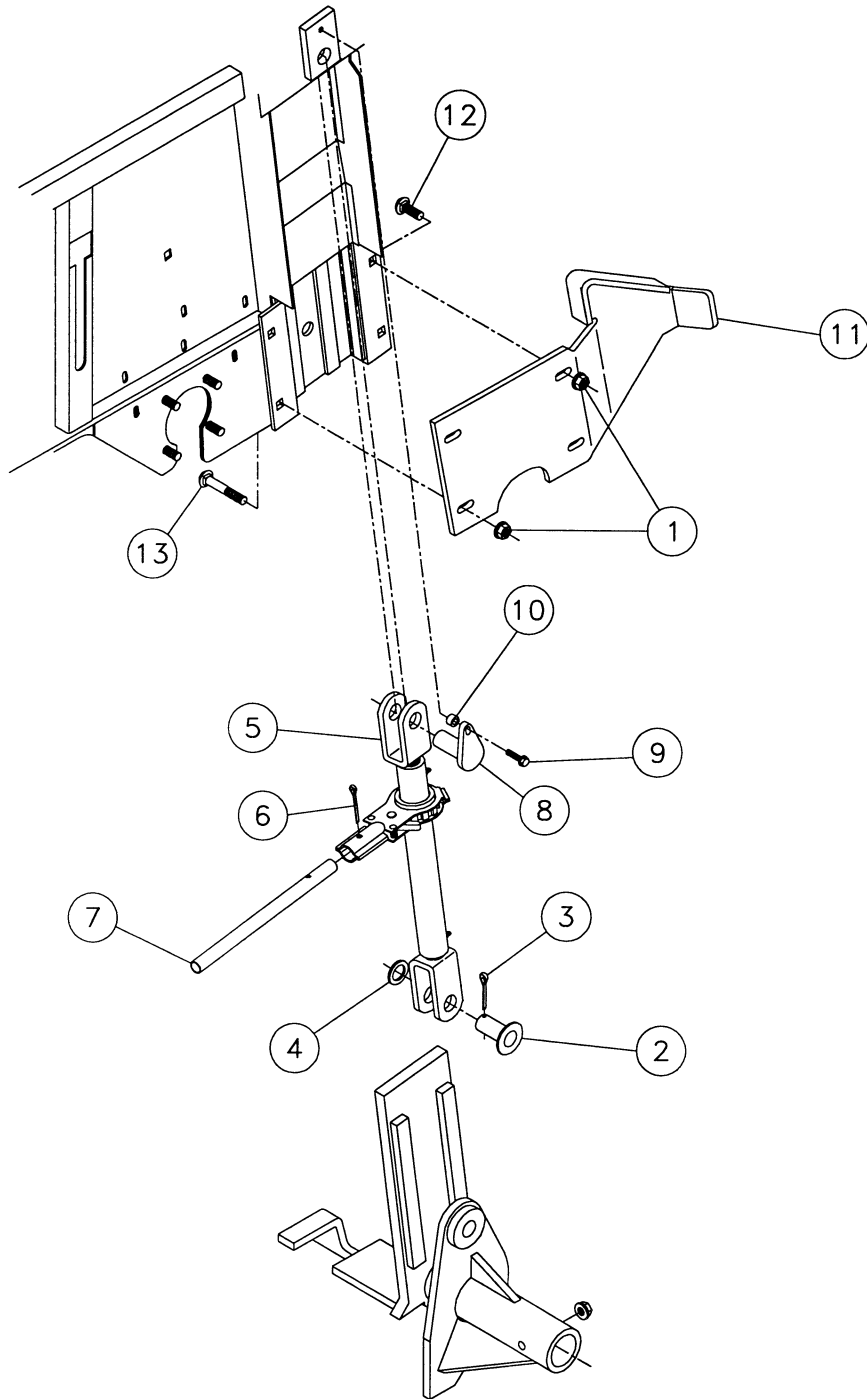


REF. NO.	PART NO.	DESCRIPTION	QTY		SERIAL NO.		REMARKS
			604	605	604	605	
6-6 1	114824-001	ROLLER IDLER RUBBER COVERED	1	-			
	114825-001	ROLLER IDLER RUBBER COVERED	-	1			
6-6 2	118910-001	SHAFT-RUBBER FEED IDLER	1	-			
	118912-001	SHAFT-RUBBER FEED IDLER	-	1			
6-6 3	1718-001	BRG.-1 CYLINDRICAL W/COL.	2	2			
6-6 4	1719-001	COLLAR-1" BEARING	2	2			
6-6 5	129605-001	IDLER-NET BELT ROLLER 4'	1	-			
	129606-001	IDLER-NET BELT ROLLER 5'	-	1			
6-6 6	99198-001	SHAFT-BELT IDLER	1	-			
	99245-001	SHAFT-ROLLER	-	1			
6-6 7	4051-001	BRG-1 1/4 CYL-RA103RR2 W/COL	2	2			
6-6 8	1719-003	COLLAR-1 1/4" BEARING	2	2			
6-6 9	510336-669	WASHER-2.25ODX1.5IDX14GA.	2	2			
	123659-001	FEED ROLLER-IDLER (INC. REF. 1-4)					
	123660-001	FEED ROLLER-IDLER (INC. REF. 1-4)					
	129607-001	3" BELT IDLER ROLLER 4' (INC. REF. 5-9)					
	129608-001	3" BELT IDLER ROLLER 5' (INC. REF. 5-9)					

**THIS PAGE INTENTIONALLY LEFT BLANK**

MANUAL BALER LIFT ASSEMBLY

Figure 7-1



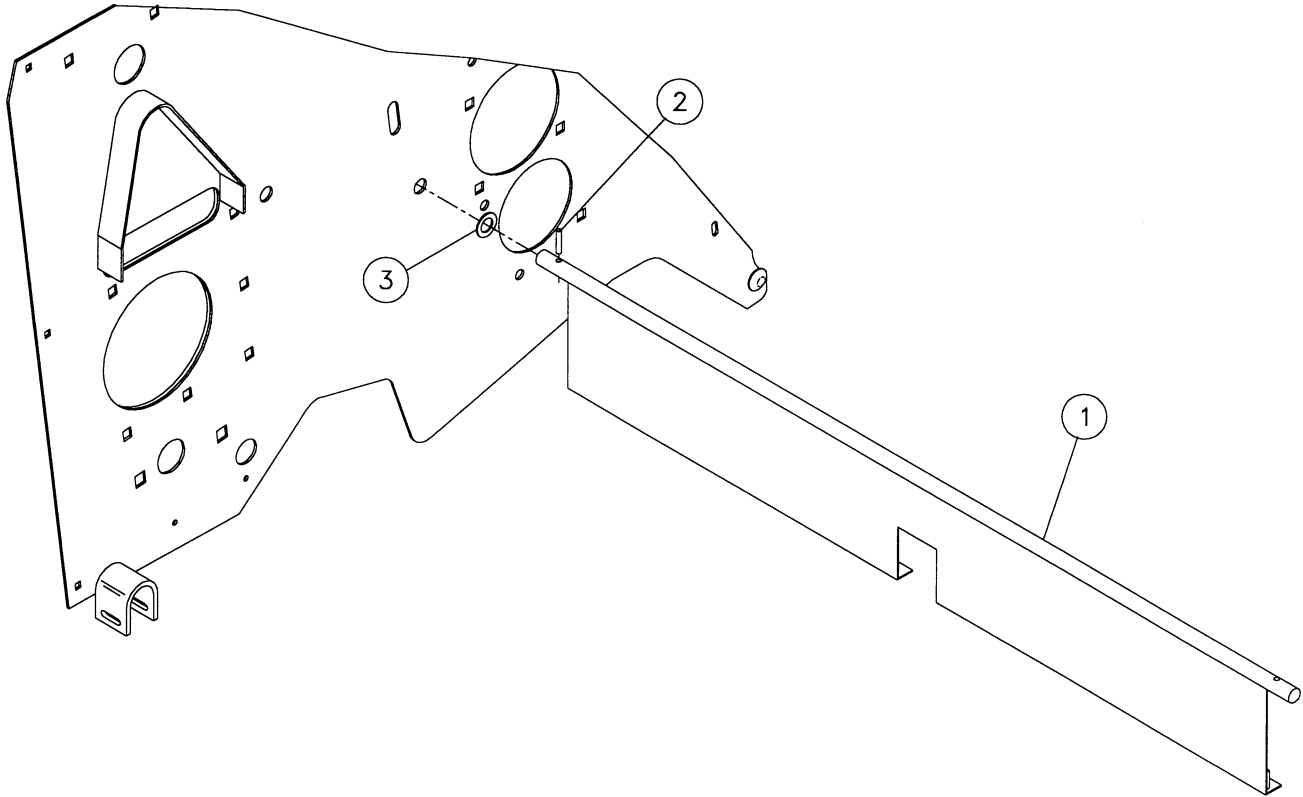
## MANUAL BALER LIFT ASSEMBLY

Figure 7-1

REF. NO.	PART NO.	DESCRIPTION	QTY.		SERIAL NO.		REMARKS
			604	605	604	605	
7-1	1	510352-501	NUT-SMFLGCTRLOCK-.50-13-G-YZ	8	8		
7-1	2	1795-013	CYLINDER PIN-1/2 X 2 USEABLE LENGTH	2	2		
7-1	3	510338-823	COTTER PIN-3/16" X 1 3/4" -YZ	2	2		
7-1	4	510336-663	WASHER-MCHBSHG-1.00-1.03X1.50-10G-YZ	2	2		
7-1	5	98118-001	JACK-DURST RATCHET 26" OPEN	2	2		
7-1	6	510338-817	COTTER PIN-5/32" X 1 1/2"-YZ	2	2		
7-1	7	1796-003	HANDLE DURST RATCHET JACK	1	1		
7-1	8	103618-001	PIN-HAY SAVER WHEEL MOUNT	2	2		
7-1	9	510345-212	SCREW-FLGWZ-.31-18X1.25-GR2-YZ	2	2		
7-1	10	1070-019	TUBE-5/8 OD X 11GA.-.38	2	2		
7-1	11	103577-001	PLATE-GATE LOCKLATCH, LEFT	1	1		
		103577-002	PLATE-GATE LOCKLATCH, RIGHT	1	1		
7-1	12	510310-112	BOLT-CARG-.50-13X1.25-GR5-YZ	6	6		
7-1	13	510310-130	BOLT-CARG-.50-13X3.00-GR5-YZ	2	2		

HAY DEFLECTOR ASSEMBLY

Figure 8-1



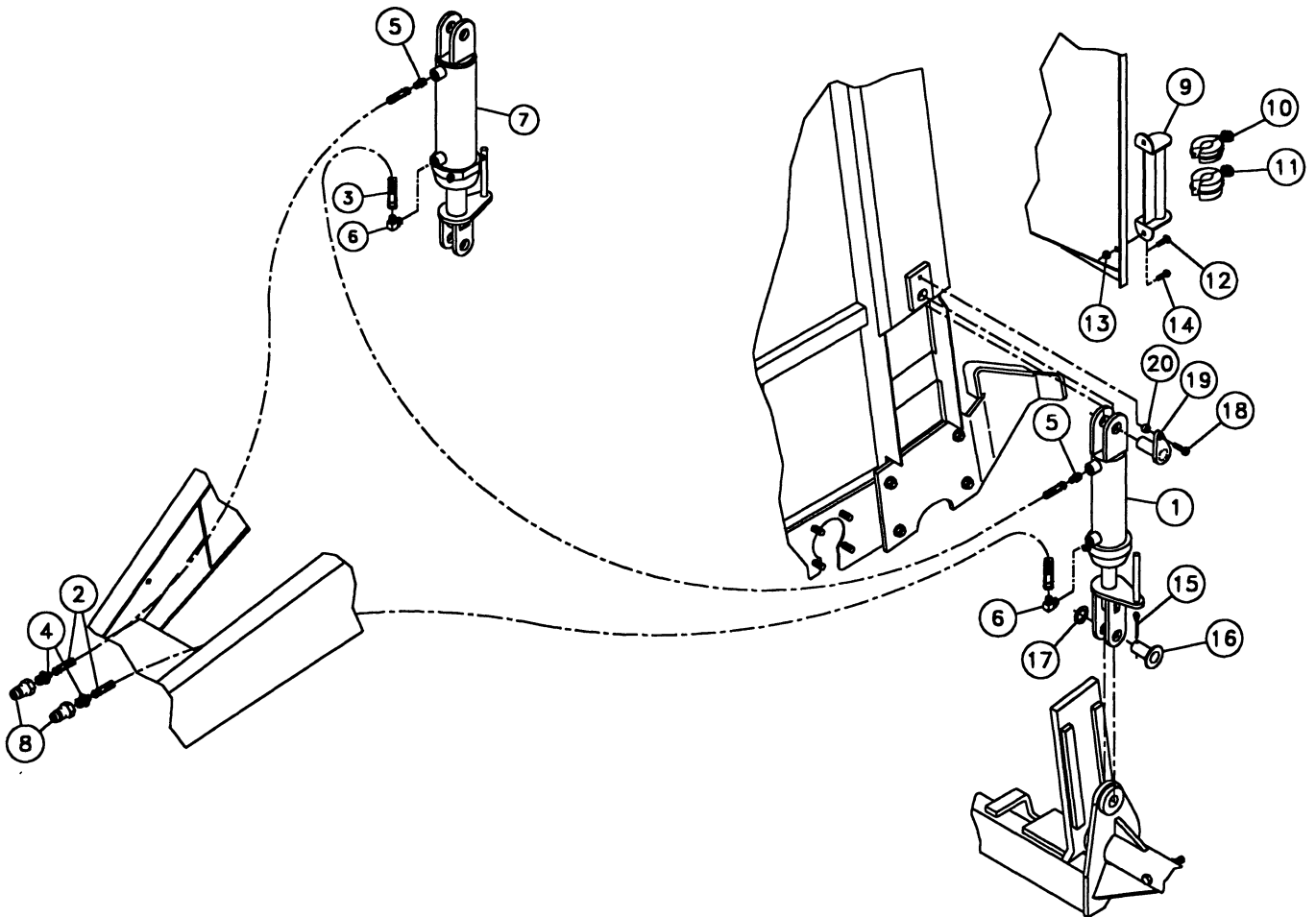
REF. NO.	PART NO.	DESCRIPTION	QTY.		SERIAL NO.		REMARKS
			604	605	604	605	
8-1	1	502021-001 502020-001	1	-			
		DEFLECTOR-HAY 4' DEFLECTOR-HAY 5'	-	1			
8-1	2	510342-847	2	2			
		PIN-EXPANSION 1/4 X 1 1/4-YZ					
8-1	3	510336-691	2	2			
		WASHER-MCHBSHG-.75-.78X1.25-14G-YZ					



**THIS PAGE INTENTIONALLY LEFT BLANK**

HYDRAULIC BALER LIFT ASSEMBLY

Figure 9-1



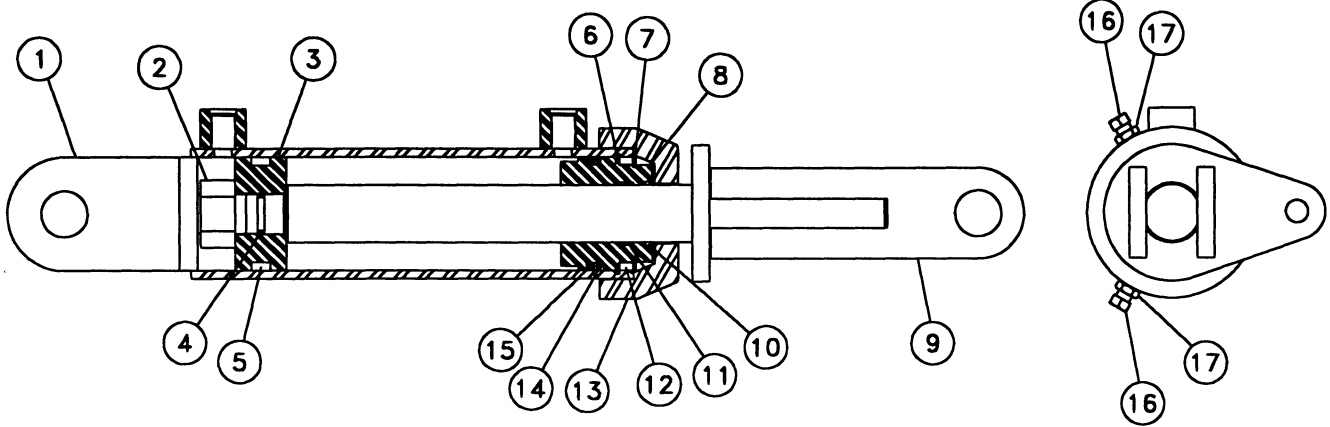
## HYDRAULIC BALER LIFT ASSEMBLY

Figure 9-1

REF. NO.	PART NO.	DESCRIPTION	QTY.		SERIAL NO.		REMARKS
			604	605	604	605	
9-1	1	509819-001	CYLINDER-2.5X8 (BREAKDOWN FIG. 9-2)	1	1		
9-1	2	53843-147	HOSE-1/4X186 4FS JIC 3000 PSI	2	2		
9-1	3	53843-002	HOSE-1/4X163 4FS JIC 3000 PSI	1	1		
9-1	4	53657-001	FITTING-8M O-RINGX4M JIC STR.	2	2		
9-1	5	57968-001	FITTING-STR.-4M JIC-6M O-RING BA	2	2		
9-1	6	57950-001	FITTING-90-1MJ-6M O-RING	2	2		
9-1	7	509827-001	CYLINDER-3X8 (BREAKDOWN FIG. 9-3)	1	1		
9-1	8	500085-001	COUPLER-MALE, 1/2" ORB POPPET	2	2		
9-1	9	509831-001	BRACKET-STOP STORAGE	2	2		
9-1	10	119068-001	LIMITER-CYLINDER STROKE 1"	4	4		
9-1	11	119069-001	LIMITER-CYLINDER STROKE 1 1/2"	8	8		
9-1	12	510308-106	BOLT-CARG-.31-18x.75 (USE ON BALER W/O BALE KICKER OPTION)	4	4		
9-1	13	510314-401	NUT-HEXFLG-.31-18 (USE ON BALER W/O BALE KICKER OPTION)	4	4		
9-1	14	510377-006	SCREW-HCS-.31-18X.75 SELF-TAP (USE ON BALER W/BALE KICKER OPTION)	4	4		
9-1	15	510338-823	COTTER PIN-3/16"X1.75	2	2		
9-1	16	510379-813	CYLINDER PIN-1X2 USEABLE LENGTH-YZ	2	2		
9-1	17	510336-663	WASHER-M.B.-1.00-1.03X1.50-10G-YZ	2	2		
9-1	18	510345-212	SCREW-FLGWZ-.31-18X1.25-GR2-YZ	2	2		
9-1	19	103618-001	PIN-1X4.51	2	2		
9-1	20	1070-019	TUBE-5/8 ODX11GA.-.38	2	2		

CYLINDER COMPONENTS - 2 1/2" X 8"

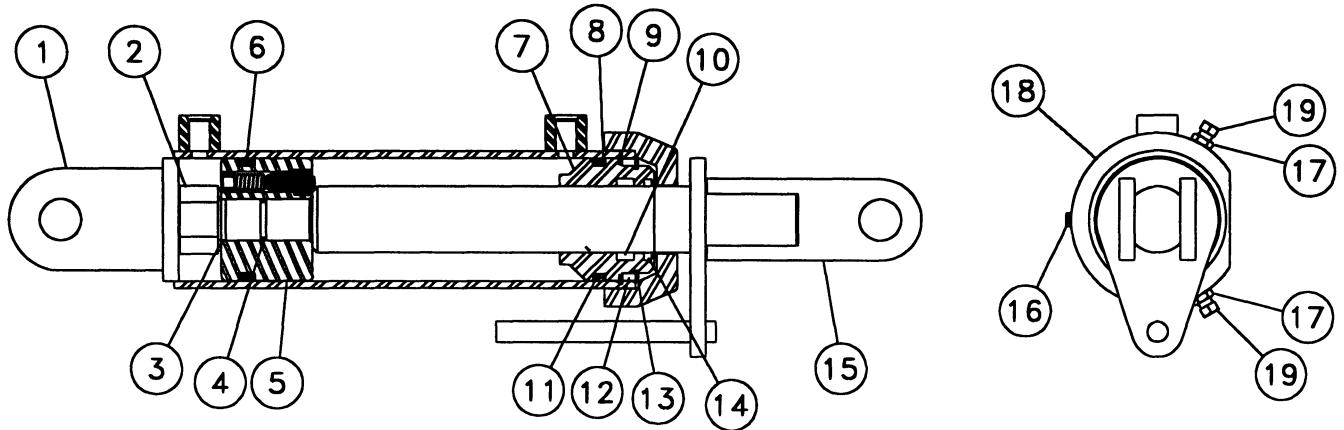
Figure 9-2



REF. NO.	PART NO.	DESCRIPTION	QTY		SERIAL NO.		REMARKS
			604	605	604	605	
9-2	1	509801-001	1	1			
9-2	2	330-011	1	1			
9-2	3	24732-001	1	1			
9-2	4	208-007	1	1			
9-2	5	19510-001	1	1			
9-2	6	107001-001	1	1			
9-2	7	107002-001	1	1			
9-2	8	106978-001	1	1			
9-2	9	509802-001	1	1			
9-2	10	24753-001	1	1			
9-2	11	24754-001	1	1			
9-2	12	119211-001	1	1			
9-2	13	509808-001	1	1			
9-2	14	19513-001	1	1			
9-2	15	19514-001	1	1			
9-2	16	548-006	3	3			
9-2	17	510314-391	3	3			
	509819-001	CYLINDER ASSY. (INC. REF. 1-17)					
	108911-001	SEAL KIT(INC. REF.4-7,10,11,14, & 15)					

## CYLINDER COMPONENTS - 3" X 8"

Figure 9-3



REF. NO.	PART NO.	DESCRIPTION	QTY		SERIAL NO.		REMARKS
			604	605	604	605	
9-3	1	509830-001	BODY-LIFT CYLINDER, 3 X 8	1	1		
9-3	2	5460-001	NUT -1-14 NF GR 8 SLTL	1	1		
9-3	3	510336-665	WASHER-M.B.-1.00-1.03X1.50-14G-YZ	1	1		
9-3	4	208-007	O-RING-SPRG CAP GRESEN 455-001	1	1		
9-3	5	108165-001	PISTON ASSEMBLY 3.00	1	1		
9-3	6	52704-001	UNI-RING #12G-300200-375	1	1		
9-3	7	104923-001	GLAND-3.00	1	1		
9-3	8	52705-001	BACKUP-WASHER 19-334	1	1		
9-3	9	51285-001	INT.RETAINING RING-ENERGY 80720	1	1		
9-3	10	59565-001	U-PACK SEAL-30-120200-375	1	1		
9-3	11	4433-001	O-RING 334 70 D BUNA N B46	1	1		
9-3	12	104922-001	BACKUP RING	1	1		
9-3	13	51279-001	RETAINING RING-ENERGY 80719	1	1		
9-3	14	59563-001	ROD WIPER-52-1625	1	1		
9-3	15	509828-001	ROD ASSY-PISTON, 3 X 8	1	1		
9-3	16	5531-001	SSS - 5/16-18 X 1/2	1	1		
9-3	17	510314-391	NUT-HEX JAM-.31-18-GR2-YZ	2	2		
9-3	18	119066-001	COLLAR-CYLINDER STOP, 3 X 6	1	1		
9-3	19	548-006	SQ HSS-5/16-18 X 3/4	2	2		
	509827-001	CYLINDER ASSY. (INC. REF. 1-19)					
	108190-001	SEAL KIT (INC.REF. 6, 8-11,13 & 14)					





